

LW39 万能转换开关 选型指南及接点代码表

您的首选品牌

<http://www.si-apt.com>

LW39 万能转换开关 选型指南及接点代码表

苏州西门子电器有限公司上海分公司

上海市广中西路 777 弄 55 号启迪大厦 301

邮编：200072

总机：(021) 56553757

网址：<http://www.si-apt.com>

传真：(021) 56551750

电子邮箱：sales@si-apt.com

Siemens Electrical Apparatus Ltd., Suzhou, Shanghai Branch

Rm 301, Tsidi Building No.55, Lane 777, West Guangzhong Road Shanghai

Zip Code: 200072

TEL: (021) 56553757

URL: <http://www.si-apt.com>

FAX: (021) 56551750

E-mail: sales@si-apt.com







APT

LW39 万能转换开关

选型指南及接点代码表

CCC CE RoHS

您的 首选品牌



公司简介

APT 创立于 1993 年，专业生产按钮、指示灯、万能转换开关、通用类继电器等低压产品，是中国领先的低压元器件制造商。2008 年 8 月，苏州西门子电器有限公司（以下称“西门子”）全资收购 APT，APT 品牌及相关产品由西门子运营。在西门子统一的品质管理，研发资源依托下，集中力量生产按钮和指示灯以及其它重要低压产品，如警示灯、控制箱、组合灯、电流互感器和限位开关等。

经过 20 多年的推广和应用，APT 产品广泛服务于中国的电力、能源、轨道交通、电梯、物流、机床等几十个行业领域，先后被秦山核电站、三峡水电站、神舟五号、青藏铁路机车、“和谐号”动车组、“复兴号”动车组、国际机场和城市地铁选用，成为国家级重点工程项目的首选品牌。同时，西门子充分发挥其国际运营经验持续加强 APT 的管理和业务发展，并通过先进的技术和完善的产品线，更好地服务于中国市场。



选型指南

使用说明 LW39 选型示例 定位圈图及使用说明 自复式代码表

◦ Page 03

常用转换开关型号

一般通断开关 双掷开关 多档开关 电压测量转换开关 电流测量转换开关
 输配电分合闸控制开关 电容器柜调节开关 操作电动机开关的产品型号
 步进开关和调档开关（只适用于 LW39-25、LW39-16）

◦ Page 06

接点代码表

分合闸开关（只适用于 LW39-25、LW39-16A）

| | | |
|-------|-------|------|
| 二档开关 | 三档开关 | 四档开关 |
| 五档开关 | 六档开关 | 七档开关 |
| 八档开关 | 九档开关 | 十档开关 |
| 十一档开关 | 十二档开关 | |

◦ Page 39

空白接点表

◦ Page 96

LW39 万能转换开关主要功能型号

◦ Page 97

APT



LW39 万能转换开关 选型指南及接点代码表

LW39 series Cam Switch
selection guide and connection diagram code

选型指南

常用转换开关型号

接点代码表


空白接点表

LW39 万能转换开关主要功能型号

选型指南

◎ 使用说明

- 《LW39 选型指南》提供 LW39 选型的内容和基本途径。
- LW39 转换开关的完整型号，包括功能型号、定位特征代码、接点代码，以及其它一些所需的辅助代码。其中，对于某些特殊用途的转换开关，型号中的部分或全部代码都是给定的，用户只需补充其它内容即可。
- 特殊用途转换开关示例：

| 功能 | 型号 | 面板标志 | 接点表 | | | | | | | | | | | | | | | | | | | | | | | | |
|----------------|---|---|---|------|--|-----|----|------|--|----|-----|---|-----|--|---|---|-----|--|---|---|-----|--|---|--|-----|--|--|
| 直接起动， 运转中断开 | LW39-63-Q15/2 LW39-25-Q5.5/2 LW39-16A-Q3/2 LW39-16B-Q3/2 |  | <table border="1"> <thead> <tr> <th colspan="2">面板标志</th> <th>OFF</th> <th>ON</th> </tr> <tr> <th colspan="2">位置角度</th> <th>0°</th> <th>45°</th> </tr> </thead> <tbody> <tr> <td>A</td> <td>1-2</td> <td></td> <td>×</td> </tr> <tr> <td>B</td> <td>3-4</td> <td></td> <td>×</td> </tr> <tr> <td>C</td> <td>5-6</td> <td></td> <td>×</td> </tr> <tr> <td></td> <td>7-8</td> <td></td> <td></td> </tr> </tbody> </table> | 面板标志 | | OFF | ON | 位置角度 | | 0° | 45° | A | 1-2 | | × | B | 3-4 | | × | C | 5-6 | | × | | 7-8 | | |
| 面板标志 | | OFF | ON | | | | | | | | | | | | | | | | | | | | | | | | |
| 位置角度 | | 0° | 45° | | | | | | | | | | | | | | | | | | | | | | | | |
| A | 1-2 | | × | | | | | | | | | | | | | | | | | | | | | | | | |
| B | 3-4 | | × | | | | | | | | | | | | | | | | | | | | | | | | |
| C | 5-6 | | × | | | | | | | | | | | | | | | | | | | | | | | | |
| | 7-8 | | | | | | | | | | | | | | | | | | | | | | | | | | |


- 接点代码表，依据 LW39 十多年来的用户使用情况汇总而成，提供转换开关绝大多数使用方式下的接点表，并用专用代码标识。用户可据此查找所需的接点代码，以完成完整型号
- 本次新编的接点代码表，是在《LW39 万能转换开关接点表》(2016 版)基础上增改而成，并用以替代该表。本次新编的目的，是适应 LW39 在功能种类上日渐丰富的特点
- 新版接点代码表与旧版接点表使用方式不一样，示意图如下：

已确定为 16 安培的 B 型万转

- 按旧版接点表查

| LW39 - 16B - 60B - 02/1 | | |
|-------------------------|------|-----|
| 操作档位 | 0 | 1 |
| 定位角度 | -30° | 30° |
| 1-2 | | × |
| 3-4 | | × |

- 按新版接点表查：LW39-16B-60B-02/1

| ① | ② | | |
|---|---------|------|---|
|  | 接点代码 | 02/1 | |
| | 2-16 编码 | 0/3 | |
| | 操作档位 | 1 | 2 |
| | 1-2 | | × |
| 60B 代表定位角度为 -30°、+30° | 3-4 | × | |

- 相比旧版接点表，新版接点代码表不再限定操作角度、功能型号等，所以，能够为用户提供更多的灵活性，最大限度满足各种使用需求。

◎ LW39 选型示例

| 对应编号 | LW39 — 16B — 6KC — 202/2 Bk B55 | | | |
|------|---------------------------------|---|---|---|
| | 1 | 2 | 3 | 4 |
| 1 | 功能型号 | 16B 表示 16A 万转, B 型 功能型号的选择, 请参阅 LW39 万能转换开关产品样本 | | |
| 2 | 定位特征代码 | 6KC 表示操作档位角度为 -60°、0°、60° 定位特征代码的确定, 请参阅第 4-5 页“定位圈图”以及“自复式代码表” | | |
| 3 | 接点代码 | 接点代码的确定, 请参阅第 6-89 页“常用转换开关型号”和“接点代码表” 或者填写空白接点表, 由我们协助确定 先通后断功能说明: 需在节点后面增加 L, LW39-16A、LW39-16N 和 LW39-25 三个系列的延时角度为 45 度左右, LW39-16B 和 LW39-16C 系列延时角度为 60 度左右, 即每个导通接点两侧延时上述角度。 | | |
| 4 | 辅助代码 | Bk 为手柄代码, B55 为面板印字代码 代码的确定, 请参阅 LW39 万能转换开关产品样本 | | |

◎ 定位圈图及使用说明

说明

定位特征代码表示转换开关的档位特征, 分为定位式和自复式两类。

定位式

- 定位式不含有自复位操作功能。LW39 系列转换开关可以提供 30°、45°、60°、90°等多种定位角度。
- 请注意各种定位角度的适用型号, 并请按照定位圈图、代码示例来填写所订购转换开关的定位特征代码。
- 受产品结构限制, 节点逻辑和触点块层数不同, 会影响操作角度的大小。

| 定位角度 | 适用型号 | 定位圈图 | 代码示例 |
|------|--|------|--|
| 30° | LW39-10 LW39-16 LW39-25 LW39-63 | | “3KC”表示 30°定位 K 位置开始, 顺时针到 C 位置结束 共有 K、O、A、B、C 5 个位置 |
| 45° | LW39-10 LW39-16 LW39-25 LW39-63 | | “40B”表示 45°定位 O 位置开始, 顺时针到 B 位置结束 共有 O、A、B 3 个位置 |
| 60° | LW39-10 LW39-16B LW39-16C LW39-63 | | “6KE”表示 60°定位 K 位置开始, 顺时针到 E 位置结束 共有 K、A、C、E 4 个位置 |
| 90° | LW39-10 LW39-16 LW39-25 LW39-63 | | “9GC”表示 90°定位 G 位置开始, 顺时针到 C 位置结束 共有 G、A、C 3 个位置 |

代码说明

注: 如果是 360°操作, 不限位, 则结束档位与开始档位字母相同, 例如“3JJ”, 表示 30°定位, -90°开始, 12 档, 不限位。

| 对应编号 | □ □ □ 1 2 3 | | | |
|------|----------------|-----------|-----------|---------------------|
| 1 | 定位角度 | “3”表示 30° | “4”表示 45° | “6”表示 60° “9”表示 90° |
| 2 | 开始档位 | | | |
| 3 | 结束档位 | | | |

自复式代码表

- 自复式的一个或几个档位具有自复位功能。LW39 系列转换开关为用户提供数十种自复位方式选择，并可满足用户的特殊需求。
- 下表列出了常用的自复位功能及其定位特征代码，请注意它们所适用的型号。

注意事项：“Y”该代码可生产 “Y*”该代码可生产，最多不超过三节 空白不可生产
如有进一步需求，请咨询技术支持部门。

| 自复位代码 | 自复位角度 | LW39-10 | LW39-16A | LW39-16B | LW39-16C | LW39-16N | LW39-25 | LW39-63 |
|-------|--|---------|----------|----------|----------|----------|---------|---------|
| A1 | 0° ← 30° | Y* | | Y* | Y* | | | |
| A2 | 0° ← 45° | | Y | Y | Y | Y | Y | Y |
| A3 | -45° ← 45° | | | Y | Y | | | |
| A4 | -45° ← 0° | | Y | Y | Y | Y | Y | Y |
| A5 | 0° ← 90° | | | Y | Y | | | |
| B1 | -30° → 0° ← 30° | Y* | | Y* | Y* | | | |
| B2 | -45° → 0° ← 45° | | Y | Y | Y | Y | Y | Y |
| B3 | <u>-60° → -30° → 0° ← 30° ← 60°</u> | | Y | Y* | Y* | | Y | |
| B4 | -90° -45° 0° 45° ← 90° | | Y | Y | Y | Y | Y | Y |
| B5 | -90° -45° 0° ← 45° | | Y | Y | Y | Y | Y | Y |
| B6 | <u>-90° → -60° → -30° → 0° ← 30° ← 60° ← 90°</u> | | | Y* | Y* | | | |
| B7 | -90° → -45° 0° 45° 90° 135° | | | Y | Y | | | |
| B8 | -90° → -45° 0° 45° 90° | | | Y | Y | | | |
| B9 | -45° → 0° 45° 90° 135° | | | Y | Y | | | |
| B10 | -45° → 0° 45° 90° 135° 180° | | | Y | Y | | | |
| B11 | -45° → 0° ← 45° ← 90° | | | Y | Y | | | |
| BA | <u>-90° → -45° → 0° ← 45° ← 90°</u> | | Y | Y | Y | Y | Y | Y |
| BA1 | <u>-45° → 0° → 45° ← 90° ← 135°</u> | | | Y | Y | | | |
| BC | -45° → 0° 0° ← 45° | | Y | Y | Y | Y | Y | Y |
| D4 | 0° ← 45° ← 90° | | | Y | Y | | | |
| ZE1 | 0° ← 90° ← 135° | | | | | | Y | Y |
| Z1 | -135° → -90° 0° ← 45° | | Y | Y | Y | Y | Y | Y |
| Z2 | -45° → 0° 90° ← 135° | | Y | Y | Y | Y | Y | Y |
| ZA | -90° → -45° 0° 45° ← 90° | | Y | Y | Y | Y | Y | Y |
| ZB | -90° → -45° 0° 45° | | Y | Y | Y | Y | Y | Y |
| ZC | -45° 0° 45° ← 90° | | Y | Y | Y | Y | Y | Y |
| ZD | -90° 0° ← 45° | | Y | Y | Y | Y | Y | Y |
| ZE | 0° 45° ← 90° | | Y | Y | Y | Y | Y | Y |
| ZF | -45° 0° ← 45° | | Y | Y | Y | Y | Y | Y |
| ZG | -45° → 0° 45° | | Y | Y | Y | Y | Y | Y |
| ZK | -45° → 0° 45° 90° | | Y | Y | Y | Y | Y | Y |
| ZK1 | -45° → 0° 45° 90° 135° | | Y | Y | Y | Y | Y | Y |
| W | -120° → -90° 0° ← 30° | Y* | | Y* | Y* | | | |
| WA | -90° 0° ← 30° | Y* | | Y* | Y* | | | |
| WB | -30° → 0° 90° | Y* | | Y* | Y* | | | |
| WC | 0° 90° ← 120° | Y* | | Y* | Y* | | | |
| WR | -120° → -90° 0° 90° ← 120° | Y* | | Y* | Y* | | | |
| WS | -90° 0° 90° ← 120° | Y* | | Y* | Y* | | | |
| WT | -120° → -90° 0° 90° | Y* | | Y* | Y* | | | |
| WU | -90° -30° → 0° ← 30° | | | Y* | Y* | | | |
| WV | -90° 0° ← 30° 90° | | | Y* | Y* | | | |

常用转换开关型号

一般通断、双掷、多档开关

◎ 一般通断、双掷、多档开关

| 一般通断开关 | | | | |
|--------|-------|---|---|----------------------|
| 节数 | 印字 | 0 | 1 | 型号 |
| 1 节 | 1-2 | | × | LW39 - □□ - □ -02/1 |
| | 3-4 | | × | |
| 2 节 | 5-6 | | × | LW39 - □□ - □ -04/2 |
| | 7-8 | | × | |
| 3 节 | 9-10 | | × | LW39 - □□ - □ -06/3 |
| | 11-12 | | × | |
| 4 节 | 13-14 | | × | LW39 - □□ - □ -08/4 |
| | 15-16 | | × | |
| 5 节 | 17-18 | | × | LW39 - □□ - □ -0A/5 |
| | 19-20 | | × | |
| 6 节 | 21-22 | | × | LW39 - □□ - □ -0C/6 |
| | 23-24 | | × | |
| 7 节 | 25-26 | | × | LW39 - □□ - □ -0E/7 |
| | 27-28 | | × | |
| 8 节 | 29-30 | | × | LW39 - □□ - □ -0G/8 |
| | 31-32 | | × | |
| 9 节 | 33-34 | | × | LW39 - □□ - □ -0I/9 |
| | 35-36 | | × | |
| 10 节 | 37-38 | | × | LW39 - □□ - □ -0K/10 |
| | 39-40 | | × | |

示例 LW39-16A-4AB-06/3，表示 LW39-16A 型 3 节通断开关，定位角度 0°、45°，面板印字 0、1

| 双掷开关 (无“0”位，双号装连接片) | | | | |
|---------------------|-------|---|---|-----------------------|
| 节数 | 印字 | 1 | 2 | 型号 |
| 1 节 | 1-2 | × | | LW39 - □□ - □ -11J/1 |
| | 3-4 | | × | |
| 2 节 | 5-6 | × | | LW39 - □□ - □ -22J/2 |
| | 7-8 | | × | |
| 3 节 | 9-10 | × | | LW39 - □□ - □ -33J/3 |
| | 11-12 | | × | |
| 4 节 | 13-14 | × | | LW39 - □□ - □ -44J/4 |
| | 15-16 | | × | |
| 5 节 | 17-18 | × | | LW39 - □□ - □ -55J/5 |
| | 19-20 | | × | |
| 6 节 | 21-22 | × | | LW39 - □□ - □ -66J/6 |
| | 23-24 | | × | |
| 7 节 | 25-26 | × | | LW39 - □□ - □ -77J/7 |
| | 27-28 | | × | |
| 8 节 | 29-30 | × | | LW39 - □□ - □ -88J/8 |
| | 31-32 | | × | |
| 9 节 | 33-34 | × | | LW39 - □□ - □ -99J/9 |
| | 35-36 | | × | |
| 10 节 | 37-38 | × | | LW39 - □□ - □ -AAJ/10 |
| | 39-40 | | × | |

示例 LW39-16B-6OB-33J/3，表示 LW39-16B 型 3 节双掷开关，带连接片，定位角度 -30°、30°，面板印字 1、2

| 双掷开关 (无“0”位，触头独立) | | | | |
|-------------------|-------|---|---|----------------------|
| 节数 | 印字 | 1 | 2 | 型号 |
| 1 节 | 1-2 | × | | LW39 - □□ - □ -11/1 |
| | 3-4 | | × | |
| 2 节 | 5-6 | × | | LW39 - □□ - □ -22/2 |
| | 7-8 | | × | |
| 3 节 | 9-10 | × | | LW39 - □□ - □ -33/3 |
| | 11-12 | | × | |
| 4 节 | 13-14 | × | | LW39 - □□ - □ -44/4 |
| | 15-16 | | × | |
| 5 节 | 17-18 | × | | LW39 - □□ - □ -55/5 |
| | 19-20 | | × | |
| 6 节 | 21-22 | × | | LW39 - □□ - □ -66/6 |
| | 23-24 | | × | |
| 7 节 | 25-26 | × | | LW39 - □□ - □ -77/7 |
| | 27-28 | | × | |
| 8 节 | 29-30 | × | | LW39 - □□ - □ -88/8 |
| | 31-32 | | × | |
| 9 节 | 33-34 | × | | LW39 - □□ - □ -99/9 |
| | 35-36 | | × | |
| 10 节 | 37-38 | × | | LW39 - □□ - □ -AA/10 |
| | 39-40 | | × | |

示例 LW39-16A-9OB-33/3，表示 LW39-16A 型 3 节双掷开关，定位角度 -45°、45°，面板印字 1、2

| 双掷开关 (有“0”位，触头独立) | | | | | |
|-------------------|-------|---|----|---|-----------------------|
| 节数 | 印字 | 1 | 0° | 2 | 型号 |
| 1 节 | 1-2 | × | | | LW39 - □□ - □ -101/1 |
| | 3-4 | | | × | |
| 2 节 | 5-6 | × | | | LW39 - □□ - □ -202/2 |
| | 7-8 | | | × | |
| 3 节 | 9-10 | × | | | LW39 - □□ - □ -303/3 |
| | 11-12 | | | × | |
| 4 节 | 13-14 | × | | | LW39 - □□ - □ -404/4 |
| | 15-16 | | | × | |
| 5 节 | 17-18 | × | | | LW39 - □□ - □ -505/5 |
| | 19-20 | | | × | |
| 6 节 | 21-22 | × | | | LW39 - □□ - □ -606/6 |
| | 23-24 | | | × | |
| 7 节 | 25-26 | × | | | LW39 - □□ - □ -707/7 |
| | 27-28 | | | × | |
| 8 节 | 29-30 | × | | | LW39 - □□ - □ -808/8 |
| | 31-32 | | | × | |
| 9 节 | 33-34 | × | | | LW39 - □□ - □ -909/9 |
| | 35-36 | | | × | |
| 10 节 | 37-38 | × | | | LW39 - □□ - □ -A0A/10 |
| | 39-40 | | | × | |

示例 LW39-25-4OB-303/3，表示 LW39-25 型 3 节双掷开关，定位角度 -45°、0°、45°，面板印字 1、0、2

◎ 一般通断、双掷、多档开关

| 双掷开关 (有“0”位, 双号装连接片) | | | | | |
|----------------------|-------|----|---|---|------------------------|
| 节数 | 印字 | 1 | 0 | 2 | 型号 |
| | | 0° | | | |
| 1 节 | 1-2 | × | | | LW39 - □□ - □ -101J/1 |
| | 3-4 | | | × | |
| 2 节 | 5-6 | × | | | LW39 - □□ - □ -202J/2 |
| | 7-8 | | | × | |
| 3 节 | 9-10 | × | | | LW39 - □□ - □ -303J/3 |
| | 11-12 | | | × | |
| 4 节 | 13-14 | × | | | LW39 - □□ - □ -404J/4 |
| | 15-16 | | | × | |
| 5 节 | 17-18 | × | | | LW39 - □□ - □ -505J/5 |
| | 19-20 | | | × | |
| 6 节 | 21-22 | × | | | LW39 - □□ - □ -606J/6 |
| | 23-24 | | | × | |
| 7 节 | 25-26 | × | | | LW39 - □□ - □ -707J/7 |
| | 27-28 | | | × | |
| 8 节 | 29-30 | × | | | LW39 - □□ - □ -808J/8 |
| | 31-32 | | | × | |
| 9 节 | 33-34 | × | | | LW39 - □□ - □ -909J/9 |
| | 35-36 | | | × | |
| 10 节 | 37-38 | × | | | LW39 - □□ - □ -A0AJ/10 |
| | 39-40 | | | × | |

示例 LW39-25-40B-404J/4, 表示 LW39-25 型 4 节双掷开关, 带连接片, 操作角度 -45°、0°、45°, 面板印字 1、0、2

| 多档开关 (4 档开关) | | | | | | |
|--------------|-------|-----|-----|---|---|--------------------------|
| 节数 | 印字 | 1 | 2 | 3 | 4 | 型号 |
| | | 1 节 | 1-2 | × | | |
| | 3-4 | | × | | | |
| 2 节 | 5-6 | | | × | | LW39 - □□ - □ -2222J/4 |
| | 7-8 | | | | × | |
| 3 节 | 9-10 | × | | | | LW39 - □□ - □ -3333J/6 |
| | 11-12 | | × | | | |
| 4 节 | 13-14 | | | × | | LW39 - □□ - □ -4444J/8 |
| | 15-16 | | | | × | |
| 5 节 | 17-18 | × | | | | LW39 - □□ - □ -5555J/10 |
| | 19-20 | | × | | | |
| 6 节 | 21-22 | | | × | | LW39 - □□ - □ -6666J/12 |
| | 23-24 | | | | × | |
| 7 节 | 25-26 | × | | | | LW39 - □□ - □ -11111J/3 |
| | 27-28 | | × | | | |
| 8 节 | 29-30 | | | × | | LW39 - □□ - □ -22222J/5 |
| | 31-32 | | | | × | |
| 9 节 | 33-34 | × | | | | LW39 - □□ - □ -33333J/8 |
| | 35-36 | | × | | | |
| 10 节 | 37-38 | | | × | | LW39 - □□ - □ -44444J/10 |
| | 39-40 | | | | × | |
| 11 节 | 41-42 | × | | | | LW39 - □□ - □ -55555J/12 |
| | 43-44 | | × | | | |
| 12 节 | 45-46 | | | × | | LW39 - □□ - □ -66666J/12 |
| | 47-48 | | | | × | |

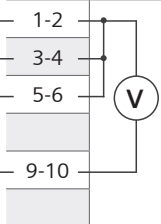
| 多档开关 (3 档开关) | | | | | |
|--------------|-------|-----|-----|---|------------------------|
| 节数 | 印字 | 1 | 2 | 3 | 型号 |
| | | 1 节 | 1-2 | × | |
| | 3-4 | | × | | |
| 2 节 | 5-6 | | | × | LW39 - □□ - □ -222J/3 |
| | 7-8 | × | | | |
| 3 节 | 9-10 | | × | | LW39 - □□ - □ -333J/5 |
| | 11-12 | | | × | |
| 4 节 | 13-14 | × | | | LW39 - □□ - □ -444J/6 |
| | 15-16 | | × | | |
| 5 节 | 17-18 | | | × | LW39 - □□ - □ -555J/8 |
| | 19-20 | × | | | |
| 6 节 | 21-22 | | × | | LW39 - □□ - □ -666J/9 |
| | 23-24 | | | × | |
| 7 节 | 25-26 | × | | | LW39 - □□ - □ -777J/10 |
| | 27-28 | | × | | |
| 8 节 | 29-30 | | | × | LW39 - □□ - □ -888J/12 |
| | 31-32 | × | | | |
| 9 节 | 33-34 | | × | | LW39 - □□ - □ -999J/12 |
| | 35-36 | | | × | |

| 多档开关 (5 档开关) | | | | | | | |
|--------------|-------|-----|-----|---|---|---|--------------------------|
| 节数 | 印字 | 1 | 2 | 3 | 4 | 5 | 型号 |
| | | 1 节 | 1-2 | × | | | |
| | 3-4 | | | | | × | |
| 2 节 | 5-6 | | × | | | | LW39 - □□ - □ -22222J/5 |
| | 7-8 | | | × | | | |
| 3 节 | 9-10 | | | | × | | LW39 - □□ - □ -33333J/8 |
| | 11-12 | × | | | | | |
| 4 节 | 13-14 | | | × | | | LW39 - □□ - □ -44444J/10 |
| | 15-16 | | | | × | | |
| 5 节 | 17-18 | × | | | | | LW39 - □□ - □ -55555J/12 |
| | 19-20 | | × | | | | |
| 6 节 | 21-22 | × | | | | | LW39 - □□ - □ -66666J/12 |
| | 23-24 | | | | | × | |
| 7 节 | 25-26 | | × | | | | LW39 - □□ - □ -77777J/12 |
| | 27-28 | | | × | | | |
| 8 节 | 29-30 | | | | × | | LW39 - □□ - □ -88888J/12 |
| | 31-32 | × | | | | | |
| 9 节 | 33-34 | | | × | | | LW39 - □□ - □ -99999J/12 |
| | 35-36 | | | | × | | |
| 10 节 | 37-38 | × | | | | | LW39 - □□ - □ -A0AJ/10 |
| | 39-40 | | | | | × | |

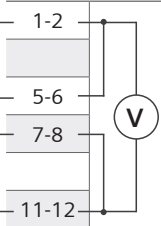
一般通断、双掷、多档开关

◎ 电压测量转换开关

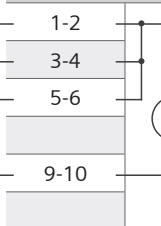
| 有“0”位、有N线， 转换测量三相相电压 | | LW39-16A-YH1/3 LW39-16B-YH1/3 LW39-16C-YH1/3 LW39-25-YH1/3 | | | |
|-------------------------|------|---|-----|------|------|
| A74 | B102 | O | A | B | C |
| | | 0° | 90° | 180° | 270° |
| A | 1-2 | | × | | |
| B | 3-4 | | | | × |
| C | 5-6 | | | × | |
| N | 9-10 | | × | × | × |



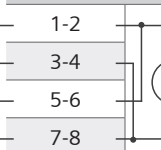
| 有“0”位， 转换测量三相线电压 | | LW39-16A-YH2/3 LW39-16B-YH2/3 LW39-16C-YH2/3 LW39-25-YH2/3 | | | |
|---------------------|-------|---|-----|------|------|
| A75 | B103 | O | AB | BC | CA |
| | | 0° | 90° | 180° | 270° |
| B | 1-2 | | × | × | |
| A | 5-6 | | | | × |
| C | 7-8 | | × | | |
| | 11-12 | | | × | × |



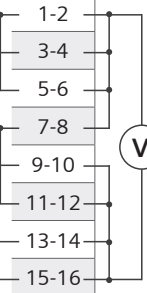
| 无“0”位、有N线， 转换测量三相相电压 | | LW39-16A-YH3/3 LW39-16B-YH3/3 LW39-16C-YH3/3 LW39-25-YH3/3 | | |
|-------------------------|------|---|----|-----|
| A72 | B100 | A | B | C |
| | | -90° | 0° | 90° |
| A | 1-2 | | × | |
| B | 3-4 | | | × |
| C | 5-6 | | × | |
| N | 9-10 | | × | × |



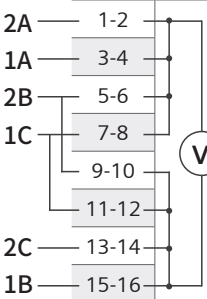
| 无“0”位， 转换测量三相线电压 | | LW39-16A-YH4/2 LW39-16B-YH4/2 LW39-16C-YH4/2 LW39-25-YH4/2 | | |
|---------------------|------|---|----|-----|
| A73 | B101 | AB | BC | CA |
| | | -90° | 0° | 90° |
| B | 1-2 | × | × | |
| C | 3-4 | | × | × |
| A | 5-6 | | | × |
| | 7-8 | × | | |



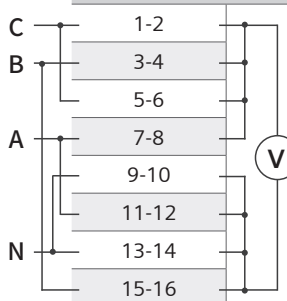
| 有“0”位、有N线， 转换测量三相相电压和三相线电压 | | LW39-16A-YH5/4 LW39-16B-YH5/4 LW39-16C-YH5/4 LW39-25-YH5/4 | | | | | | |
|-------------------------------|-------|---|------|------|----|-----|-----|------|
| A246 | B501 | CA | BC | AB | O | AN | BN | CN |
| | | -135° | -90° | -45° | 0° | 45° | 90° | 135° |
| C | 1-2 | | × | | | | | × |
| B | 3-4 | | | × | | | × | |
| | 5-6 | × | | | | | | |
| A | 7-8 | | | | | × | | |
| | 9-10 | | | | | × | | × |
| | 11-12 | × | | × | | | | |
| N | 13-14 | | | | | | × | |
| | 15-16 | | × | | | | | |



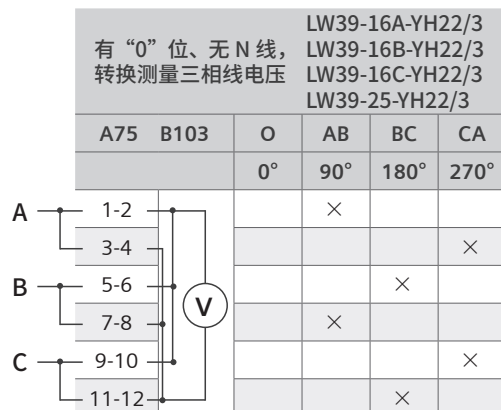
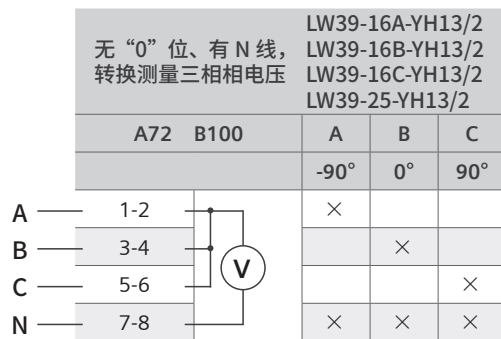
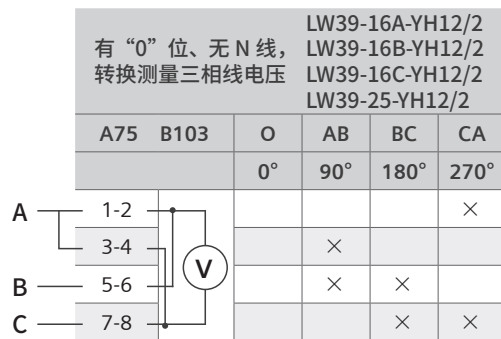
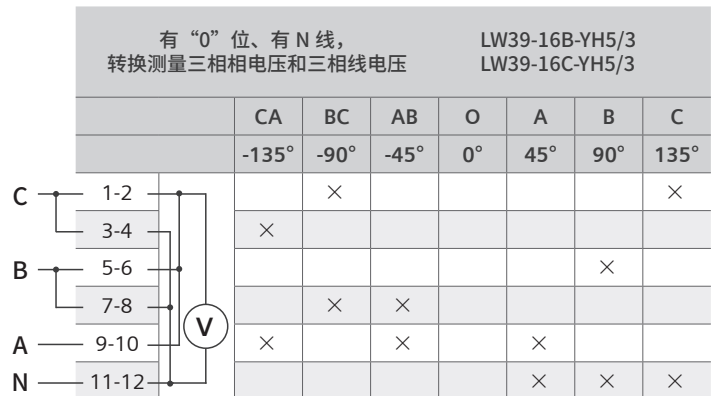
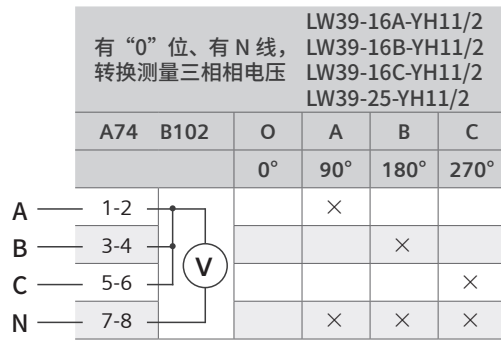
| 有“0”位， 转换测量2个电源各自的三相线电压 | | LW39-16A-YH6/4 LW39-16B-YH6/4 LW39-16C-YH6/4 LW39-25-YH6/4 | | | | | | |
|----------------------------|-------|---|------|------|----|-----|-----|------|
| B496 | | CA | BC | AB | O | AB | BC | CA |
| | | -135° | -90° | -45° | 0° | 45° | 90° | 135° |
| 2A | 1-2 | | | | | × | | × |
| 1A | 3-4 | × | | × | | | | |
| 2B | 5-6 | | | | | | × | |
| 1C | 7-8 | | × | | | | | |
| | 9-10 | | | | | × | | |
| | 11-12 | × | | | | | | |
| 2C | 13-14 | | | | | | × | × |
| 1B | 15-16 | | × | × | | | | |



| 有“0”位、有N线， 转换测量一相相电压和三相线电压 | | LW39-16A-YH8/4 LW39-16B-YH8/4 LW39-16C-YH8/4 LW39-25-YH8/4 | | | | |
|-------------------------------|-------|---|------|------|----|-----|
| | | CA | BC | AB | O | AN |
| | | -135° | -90° | -45° | 0° | 45° |
| C | 1-2 | | × | | | |
| B | 3-4 | | | × | | |
| | 5-6 | × | | | | |
| A | 7-8 | | | | | × |
| | 9-10 | | | | | × |
| | 11-12 | × | | × | | |
| N | 13-14 | | | | | |
| | 15-16 | | × | | | |



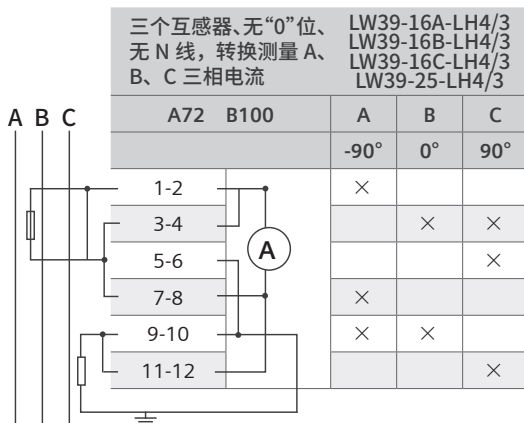
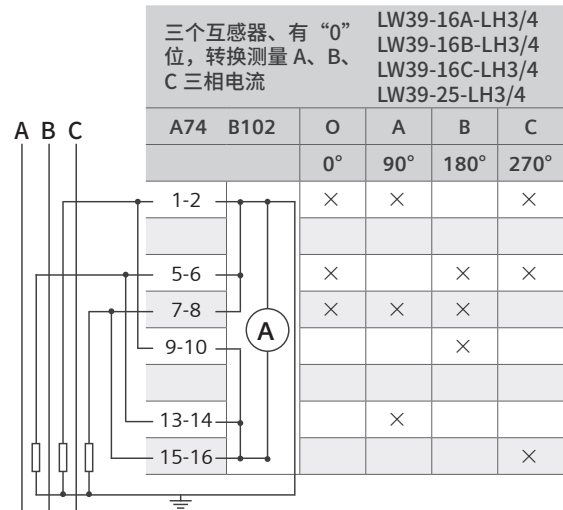
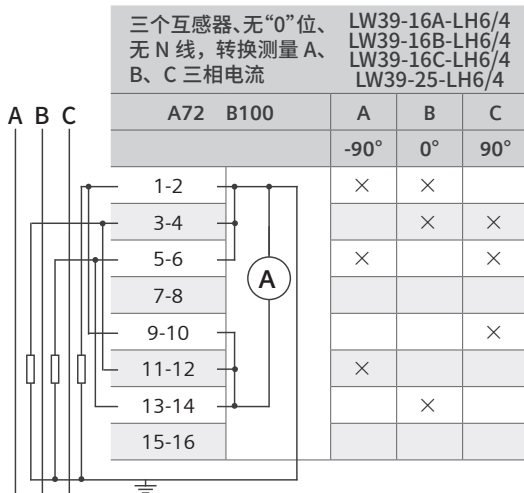
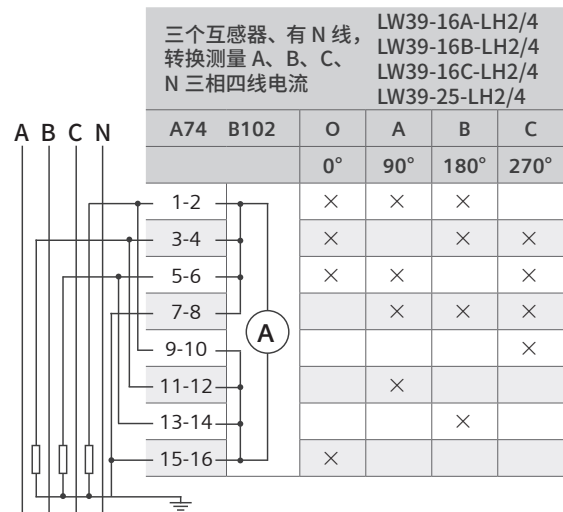
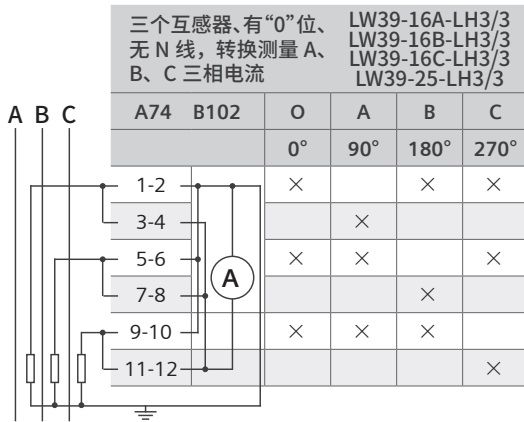
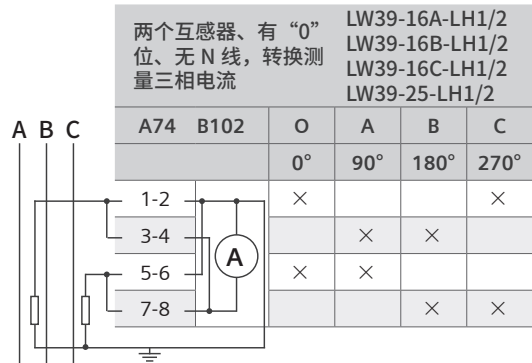
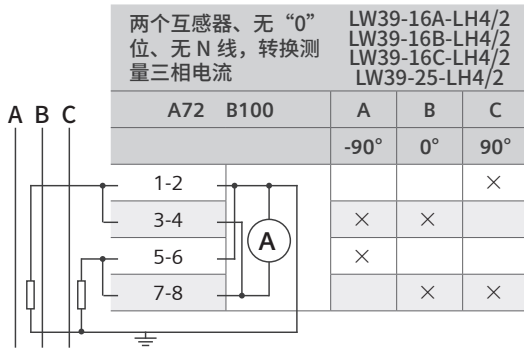
◎ 电压测量转换开关



电压测量转换开关

◎ 电流测量转换开关

电流测量转换开关



◎ 输配电分合闸控制开关

| 开关型号 | | LW39-16A-Z/1a.4.6a/4 LW39-25-Z/1a.4.6a/4 | | | | | |
|------|-------|---|-----|----|------|-------|--|
| 面板指示 | 分后 | 预合 | 合 | 合后 | 预分 | 分 | |
| 手柄方向 | ← | ↑ | ↗ | ↑ | ← | ↙ | |
| 位置角度 | -90° | 0° | 45° | 0° | -90° | -135° | |
| 1a | 1-2 | | × | | × | | |
| | 3-4 | × | | | | × | |
| 4 | 5-6 | | | × | | | |
| | 7-8 | | | | | × | |
| 6a | 9-10 | | × | | × | | |
| | 11-12 | | | | | | |
| | 13-14 | | | × | | | |
| | 15-16 | × | | | | × | |

注：替代 LW2-Z-1a.4.6a/F8

| 开关型号 | | LW39-16A-Z/1a.4.4.6a/5 LW39-25-Z/1a.4.4.6a/5 | | | | | |
|------|-------|---|-----|----|------|-------|--|
| 面板指示 | 分后 | 预合 | 合 | 合后 | 预分 | 分 | |
| 手柄方向 | ← | ↑ | ↗ | ↑ | ← | ↙ | |
| 位置角度 | -90° | 0° | 45° | 0° | -90° | -135° | |
| 1a | 1-2 | | × | | × | | |
| | 3-4 | × | | | | × | |
| 4 | 5-6 | | | × | | | |
| | 7-8 | | | | | × | |
| 4 | 9-10 | | | × | | | |
| | 11-12 | | | | | × | |
| 6a | 13-14 | | × | | × | | |
| | 15-16 | | | | | | |
| | 17-18 | | | × | | | |
| | 19-20 | × | | | | × | |

注：替代 LW2-Z-1a.4.4.6a/F8

| 开关型号 | | LW39-16A-Z/1a.4.4.6a.40.20/8 LW39-25-Z/1a.4.4.6a.40.20/8 | | | | | |
|------|-------|---|-----|----|------|-------|--|
| 面板指示 | 分后 | 预合 | 合 | 合后 | 预分 | 分 | |
| 手柄方向 | ← | ↑ | ↗ | ↑ | ← | ↙ | |
| 位置角度 | -90° | 0° | 45° | 0° | -90° | -135° | |
| 1a | 1-2 | | × | | × | | |
| | 3-4 | × | | | | × | |
| 4 | 5-6 | | | × | | | |
| | 7-8 | | | | | × | |
| 4 | 9-10 | | | × | | | |
| | 11-12 | | | | | × | |
| 6a | 13-14 | | × | | × | | |
| | 15-16 | | | | | | |
| | 17-18 | | | × | | | |
| | 19-20 | × | | | | × | |
| 40 | 21-22 | | × | | × | | |
| | 23-24 | × | | | | × | |
| | 25-26 | | | × | × | | |
| 20 | 27-28 | | | × | × | | |
| | 29-30 | | × | | × | | |
| | 31-32 | × | | | | × | |

注：替代 LW2-Z-1a.4.4.6a.40.20/F8

| 开关型号 | | LW39-16A-Z/1a.4.6a.40.20.4/8 LW39-25-Z/1a.4.6a.40.20.4/8 | | | | | |
|-------|-------|---|-----|----|------|-------|--|
| 面板指示 | 分后 | 预合 | 合 | 合后 | 预分 | 分 | |
| 手柄方向 | ← | ↑ | ↗ | ↑ | ← | ↙ | |
| 位置角度 | -90° | 0° | 45° | 0° | -90° | -135° | |
| 1a | 1-2 | | × | | × | | |
| | 3-4 | × | | | | × | |
| 4 | 5-6 | | | × | | | |
| | 7-8 | | | | | × | |
| 6a | 9-10 | | × | | × | | |
| | 11-12 | | | | | | |
| | 13-14 | | | × | | | |
| 40 | 15-16 | × | | | | × | |
| | 17-18 | | × | | | × | |
| | 19-20 | × | | | | × | |
| 20 | 21-22 | | | × | × | | |
| | 23-24 | | | × | × | | |
| | 25-26 | | × | | | × | |
| 4 | 27-28 | × | | | | × | |
| | 29-30 | | | × | | | |
| 31-32 | | | | | | × | |

注：替代 LW2-Z-1a.4.6a.40.20.4/F8

◎ 输配电分合闸控制开关

| 开关型号 | | LW39-16A-Z/1a.4.6a.20/6 LW39-25-Z/1a.4.6a.20/6 | | | | | |
|-------|-------|---|-----|----|------|-------|--|
| 面板指示 | 分后 | 预合 | 合 | 合后 | 预分 | 分 | |
| 手柄方向 | ← | ↑ | ↗ | ↑ | ← | ↙ | |
| 位置角度 | -90° | 0° | 45° | 0° | -90° | -135° | |
| 1a | 1-2 | | × | | × | | |
| | 3-4 | × | | | × | | |
| 4 | 5-6 | | | × | | | |
| | 7-8 | | | | | × | |
| 6a | 9-10 | | × | | × | | |
| | 11-12 | | | | | | |
| | 13-14 | | | × | | | |
| | 15-16 | × | | | × | × | |
| 20 | 17-18 | | | × | × | | |
| | 19-20 | | × | | × | | |
| | 21-22 | × | | | | × | |
| 23-24 | | | | | | × | |

注：替代 LW2-Z-1a.4.6a.20/F8

| 开关型号 | | LW39-16A-Z/1a.4.6a.40.20/5 LW39-25-Z/1a.4.6a.40.20/5 | | | | | |
|------|-------|---|-----|----|------|-------|--|
| 面板指示 | 分后 | 预合 | 合 | 合后 | 预分 | 分 | |
| 手柄方向 | ← | ↑ | ↗ | ↑ | ← | ↙ | |
| 位置角度 | -90° | 0° | 45° | 0° | -90° | -135° | |
| 1a | 1-2 | | × | | × | | |
| | 3-4 | × | | | × | | |
| 4 | 5-6 | | | × | | | |
| | 7-8 | | | | | × | |
| 6a | 9-10 | | × | × | × | | |
| | 11-12 | × | | | | × | |
| 40 | 13-14 | × | × | | × | × | |
| | 15-16 | | | × | × | | |
| 20 | 17-18 | | | × | × | | |
| | 19-20 | × | | | | × | |

注：替代 LW2-Z-1a.4.6a.40.20/F8

| 开关型号 | | LW39-16A-Z/1a.4.1b/3 LW39-25-Z/1a.4.1b/3 | | | | | |
|------|------|---|-----|----|------|-------|--|
| 面板指示 | 分后 | 预合 | 合 | 合后 | 预分 | 分 | |
| 手柄方向 | ← | ↑ | ↗ | ↑ | ← | ↙ | |
| 位置角度 | -90° | 0° | 45° | 0° | -90° | -135° | |
| 1a | 1-2 | | × | | × | | |
| | 3-4 | × | | | × | | |
| 4 | 5-6 | | | × | | | |
| | 7-8 | | | | | × | |
| 1b | 9-10 | | | × | × | | |

| 开关型号 | | LW39-16A-Z/1a.4.6a.40.20/8 LW39-25-Z/1a.4.6a.40.20/8 | | | | | |
|-------|-------|---|-----|----|------|-------|--|
| 面板指示 | 分后 | 预合 | 合 | 合后 | 预分 | 分 | |
| 手柄方向 | ← | ↑ | ↗ | ↑ | ← | ↙ | |
| 位置角度 | -90° | 0° | 45° | 0° | -90° | -135° | |
| 1a | 1-2 | | × | | × | | |
| | 3-4 | × | | | × | | |
| 4 | 5-6 | | | × | | | |
| | 7-8 | | | | | × | |
| 6a | 9-10 | | × | | × | | |
| | 11-12 | | | | | | |
| | 13-14 | | | × | | | |
| | 15-16 | × | | | × | × | |
| 40 | 17-18 | | | | | × | |
| | 19-20 | | | | | | |
| | 21-22 | | × | | × | | |
| 20 | 23-24 | × | | | | × | |
| | 25-26 | | | × | × | | |
| | 27-28 | | | × | × | | |
| | 29-30 | | × | | × | | |
| 31-32 | × | | | | | × | |

注：替代 LW2-Z-1a.4.6a.40.20/F8

| 开关型号 | | LW39-16A-Z/1a.4.6a.40.20/7 LW39-25-Z/1a.4.6a.40.20/7 | | | | | |
|------|-------|---|-----|----|------|-------|--|
| 面板指示 | 分后 | 预合 | 合 | 合后 | 预分 | 分 | |
| 手柄方向 | ← | ↑ | ↗ | ↑ | ← | ↙ | |
| 位置角度 | -90° | 0° | 45° | 0° | -90° | -135° | |
| 1a | 1-2 | | × | | × | | |
| | 3-4 | × | | | × | | |
| 4 | 5-6 | | | × | | | |
| | 7-8 | | | | | × | |
| 6a | 9-10 | | × | | × | | |
| | 11-12 | | | | | | |
| | 13-14 | | | × | | | |
| | 15-16 | × | | | × | × | |
| 40 | 17-18 | | × | | × | | |
| | 19-20 | × | | | | × | |
| | 21-22 | | | × | × | | |
| 20 | 23-24 | | | × | × | | |
| | 25-26 | | × | | | × | |
| | 27-28 | × | | | | × | |

注：替代 LW2-Z-1a.4.6a.40.20/F8

◎ 输配电分合闸控制开关

| 开关型号 | | LW39-16A-Z/1a.4.6a.40.20.20/9 LW39-25-Z/1a.4.6a.40.20.20/9 | | | | | |
|------|-------|---|----|-----|----|------|-------|
| 面板指示 | | 分后 | 预合 | 合 | 合后 | 预分 | 分 |
| 手柄方向 | | ← | ↑ | ↗ | ↑ | ← | ↙ |
| 位置角度 | | -90° | 0° | 45° | 0° | -90° | -135° |
| 1a | 1-2 | | × | | × | | |
| | 3-4 | × | | | | × | |
| 4 | 5-6 | | | × | | | |
| | 7-8 | | | | | | × |
| 6a | 9-10 | | × | | × | | |
| | 11-12 | | | | | | |
| | 13-14 | | | × | | | |
| | 15-16 | × | | | | × | × |
| 40 | 17-18 | | × | | | × | |
| | 19-20 | × | | | | | × |
| | 21-22 | | | × | × | | |
| 20 | 23-24 | | | × | × | | |
| | 25-26 | | × | | | × | |
| | 27-28 | × | | | | | × |
| 20 | 29-30 | | | × | × | | |
| | 31-32 | | × | | | × | |
| | 33-34 | × | | | | | × |
| | 35-36 | | | | | | |

注：替代 LW2-Z-1a.4.6a.40.20.20/F8

| 开关型号 | | LW39-16A-Z/1a.4.6a.40.20.40/9 LW39-25-Z/1a.4.6a.40.20.40/9 | | | | | |
|------|-------|---|----|-----|----|------|-------|
| 面板指示 | | 分后 | 预合 | 合 | 合后 | 预分 | 分 |
| 手柄方向 | | ← | ↑ | ↗ | ↑ | ← | ↙ |
| 位置角度 | | -90° | 0° | 45° | 0° | -90° | -135° |
| 1a | 1-2 | | × | | × | | |
| | 3-4 | × | | | | × | |
| 4 | 5-6 | | | × | | | |
| | 7-8 | | | | | | × |
| 6a | 9-10 | | × | | × | | |
| | 11-12 | | | | | | |
| | 13-14 | | | × | | | |
| | 15-16 | × | | | | × | × |
| 40 | 17-18 | | × | | | × | |
| | 19-20 | × | | | | | × |
| | 21-22 | | | × | × | | |
| 20 | 23-24 | | | × | × | | |
| | 25-26 | | × | | | × | |
| | 27-28 | × | | | | | × |
| 40 | 29-30 | | × | | | × | |
| | 31-32 | × | | | | | × |
| | 33-34 | | | × | × | | |

注：替代 LW2-Z-1a.4.6a.40.20.40/F8

| 开关型号 | | LW39-16A-Z/1a.4.6a.40.20.20.1a/10 LW39-25-Z/1a.4.6a.40.20.20.1a/10 | | | | | |
|------|-------|---|----|-----|----|------|-------|
| 面板指示 | | 分后 | 预合 | 合 | 合后 | 预分 | 分 |
| 手柄方向 | | ← | ↑ | ↗ | ↑ | ← | ↙ |
| 位置角度 | | -90° | 0° | 45° | 0° | -90° | -135° |
| 1a | 1-2 | | × | | × | | |
| | 3-4 | × | | | | × | |
| 4 | 5-6 | | | × | | | |
| | 7-8 | | | | | | × |
| 6a | 9-10 | | × | | × | | |
| | 11-12 | | | | | | |
| | 13-14 | | | × | | | |
| | 15-16 | × | | | | × | × |
| 40 | 17-18 | | × | | | × | |
| | 19-20 | × | | | | | × |
| | 21-22 | | | × | × | | |
| 20 | 23-24 | | | × | × | | |
| | 25-26 | | × | | | × | |
| | 27-28 | × | | | | | × |
| 20 | 29-30 | | | × | × | | |
| | 31-32 | | × | | | × | |
| | 33-34 | × | | | | | × |
| | 35-36 | | | | | | |
| 1a | 37-38 | | × | | × | | |
| | 39-40 | × | | | | × | |

注：替代 LW2-Z-1a.4.6a.40.20.20.1a/F8

| 开关型号 | | LW39-16A-Z/1a.4.6a.6a.40.40/8 LW39-25-Z/1a.4.6a.6a.40.40/8 | | | | | |
|------|-------|---|----|-----|----|------|-------|
| 面板指示 | | 分后 | 预合 | 合 | 合后 | 预分 | 分 |
| 手柄方向 | | ← | ↑ | ↗ | ↑ | ← | ↙ |
| 位置角度 | | -90° | 0° | 45° | 0° | -90° | -135° |
| 1a | 1-2 | | × | | × | | |
| | 3-4 | × | | | | × | |
| 4 | 5-6 | | | × | | | |
| | 7-8 | | | | | | × |
| 6a | 9-10 | | × | | × | | |
| | 11-12 | | × | | × | | |
| | 13-14 | | | × | | | |
| | 15-16 | × | | | | × | × |
| 40 | 17-18 | | | × | | | |
| | 19-20 | × | | | | × | × |
| | 21-22 | | × | | | × | |
| 40 | 23-24 | × | | | | | × |
| | 25-26 | | | × | × | | |
| | 27-28 | | × | | | × | |
| 40 | 29-30 | × | | | | | × |
| | 31-32 | | | × | × | | |

注：替代 LW2-Z-1a.4.6a.6a.40.40/F8

输配电分合闸控制开关

功能替代 LW2 系列转换开关

◎ 输配电分合闸控制开关

输配电分合闸控制开关

功能替代 LW 系列转换开关

| 开关型号 | | LW39-16A-Z/1a.4.6a.40.20.20/10 LW39-25-Z/1a.4.6a.40.20.20/10 | | | | | |
|------|-------|---|----|-----|----|------|-------|
| 面板指示 | | 分后 | 预合 | 合 | 合后 | 预分 | 分 |
| 手柄方向 | | ← | ↑ | ↗ | ↑ | ← | ↙ |
| 位置角度 | | -90° | 0° | 45° | 0° | -90° | -135° |
| 1a | 1-2 | | × | | × | | |
| | 3-4 | × | | | | × | |
| 4 | 5-6 | | | × | | | |
| | 7-8 | | | | | | × |
| 6a | 9-10 | | × | | × | | |
| | 11-12 | | × | | × | | |
| | 13-14 | | | × | | | |
| | 15-16 | × | | | | × | × |
| | 17-18 | | | × | | | |
| | 19-20 | × | | | | × | × |
| 40 | 21-22 | | × | | | × | |
| | 23-24 | × | | | | | × |
| | 25-26 | | | × | × | | |
| 20 | 27-28 | | | × | × | | |
| | 29-30 | | × | | | × | |
| | 31-32 | × | | | | | × |
| 20 | 33-34 | | | × | × | | |
| | 35-36 | | × | | | × | |
| | 37-38 | × | | | | | × |
| | 39-40 | | | | | | |

注：替代 LW2-Z-1a.4.6a.40.20.20.6a/F8

| 开关型号 | | LW39-16A-Z/1a.4.20.20/5 LW39-25-Z/1a.4.20.20/5 | | | | | |
|------|-------|---|----|-----|----|------|-------|
| 面板指示 | | 分后 | 预合 | 合 | 合后 | 预分 | 分 |
| 手柄方向 | | ← | ↑ | ↗ | ↑ | ← | ↙ |
| 位置角度 | | -90° | 0° | 45° | 0° | -90° | -135° |
| 1a | 1-2 | | × | | × | | |
| | 3-4 | × | | | | × | |
| 4 | 5-6 | | | × | | | |
| | 7-8 | | | | | | × |
| 20 | 9-10 | | | × | × | | |
| | 11-12 | | × | | | × | |
| | 13-14 | × | | | | | × |
| 20 | 15-16 | | | × | × | | |
| | 17-18 | | × | | | × | |
| | 19-20 | × | | | | | × |
| | | | | | | | |

注：替代 LW2-Z-1a.4.20.20/F8

| 开关型号 | | LW39-16A-Z/1a.4.20/4 LW39-25-Z/1a.4.20/4 | | | | | |
|------|-------|---|----|-----|----|------|-------|
| 面板指示 | | 分后 | 预合 | 合 | 合后 | 预分 | 分 |
| 手柄方向 | | ← | ↑ | ↗ | ↑ | ← | ↙ |
| 位置角度 | | -90° | 0° | 45° | 0° | -90° | -135° |
| 1a | 1-2 | | × | | × | | |
| | 3-4 | × | | | | × | |
| 4 | 5-6 | | | × | | | |
| | 7-8 | | | | | | × |
| 20 | 9-10 | | | × | × | | |
| | 11-12 | | × | | | × | |
| | 13-14 | × | | | | | × |
| | 15-16 | | | | | | |

注：替代 LW2-Z-1a.4.20/F8

| 开关型号 | | LW39-16A-Z/1a.4.6a.40.20.20.20.4/11 LW39-25-Z/1a.4.6a.40.20.20.20.4/11 | | | | | |
|------|-------|---|----|-----|----|------|-------|
| 面板指示 | | 分后 | 预合 | 合 | 合后 | 预分 | 分 |
| 手柄方向 | | ← | ↑ | ↗ | ↑ | ← | ↙ |
| 位置角度 | | -90° | 0° | 45° | 0° | -90° | -135° |
| 1a | 1-2 | | × | | × | | |
| | 3-4 | × | | | | × | |
| 4 | 5-6 | | | × | | | |
| | 7-8 | | | | | | × |
| 6a | 9-10 | | × | | × | | |
| | 11-12 | | | | | | |
| | 13-14 | | | × | | | |
| | 15-16 | × | | | | × | × |
| | 17-18 | | × | | | × | |
| 40 | 19-20 | × | | | | | × |
| | 21-22 | | | × | × | | |
| | 23-24 | | | × | × | | |
| 20 | 25-26 | | × | | | × | |
| | 27-28 | × | | | | | × |
| 20 | 29-30 | | | × | × | | |
| | 31-32 | | × | | | × | |
| | 33-34 | × | | | | | × |
| 20 | 35-36 | | | × | × | | |
| | 37-38 | | × | | | × | |
| | 39-40 | × | | | | | × |
| 4 | 41-42 | | | × | | | |
| | 43-44 | | | | | | × |

注：替代 LW2-Z-1a.4.6a.40.20.20.20.4/F8

◎ 输配电分合闸控制开关

| 开关型号 | | LW39-16A-Z/1a.4.40.20.4/6 LW39-25-Z/1a.4.40.20.4/6 | | | | | |
|------|-------|---|----|-----|----|------|-------|
| 面板指示 | | 分后 | 预合 | 合 | 合后 | 预分 | 分 |
| 手柄方向 | | ← | ↑ | ↗ | ↑ | ← | ↙ |
| 位置角度 | | -90° | 0° | 45° | 0° | -90° | -135° |
| 1a | 1-2 | | × | | × | | |
| | 3-4 | × | | | | × | |
| 4 | 5-6 | | | × | | | |
| | 7-8 | | | | | | × |
| 40 | 9-10 | | × | | | × | |
| | 11-12 | × | | | | | × |
| | 13-14 | | | × | × | | |
| 20 | 15-16 | | | × | × | | |
| | 17-18 | | × | | | × | |
| | 19-20 | × | | | | | × |
| 4 | 21-22 | | | × | | | |
| | 23-24 | | | | | | × |

注：替代 LW2-Z-1a.4.40.20.4/F8

| 开关型号 | | LW39-16A-Z/4.1a/2 LW39-25-Z/4.1a/2 | | | | | |
|------|-----|---------------------------------------|----|-----|----|------|-------|
| 面板指示 | | 分后 | 预合 | 合 | 合后 | 预分 | 分 |
| 手柄方向 | | ← | ↑ | ↗ | ↑ | ← | ↙ |
| 位置角度 | | -90° | 0° | 45° | 0° | -90° | -135° |
| 4 | 1-2 | | | × | | | |
| | 3-4 | | | | | | × |
| 1a | 5-6 | | × | | × | | |
| | 7-8 | × | | | | × | |

注：替代 LW2-Z-4.1a/F8

| 开关型号 | | LW39-16A-Z/4.1a.4/3 LW39-25-Z/4.1a.4/3 | | | | | |
|------|-------|---|----|-----|----|------|-------|
| 面板指示 | | 分后 | 预合 | 合 | 合后 | 预分 | 分 |
| 手柄方向 | | ← | ↑ | ↗ | ↑ | ← | ↙ |
| 位置角度 | | -90° | 0° | 45° | 0° | -90° | -135° |
| 4 | 1-2 | | | × | | | |
| | 3-4 | | | | | | × |
| 1a | 5-6 | | × | | × | | |
| | 7-8 | × | | | | × | |
| 4 | 9-10 | | | × | | | |
| | 11-12 | | | | | | × |

注：替代 LW2-Z-4.1a.4/F8

| 开关型号 | | LW39-16A-Z/4.4/2 LW39-25-Z/4.4/2 | | | | | |
|------|-----|-------------------------------------|----|-----|----|------|-------|
| 面板指示 | | 分后 | 预合 | 合 | 合后 | 预分 | 分 |
| 手柄方向 | | ← | ↑ | ↗ | ↑ | ← | ↙ |
| 位置角度 | | -90° | 0° | 45° | 0° | -90° | -135° |
| 4 | 1-2 | | | × | | | |
| | 3-4 | | | | | | × |
| 4 | 5-6 | | | × | | | |
| | 7-8 | | | | | | × |

注：替代 LW2-Z-4.4/F8

| 开关型号 | | LW39-16A-Z/4.4.40/4 LW39-25-Z/4.4.40/4 | | | | | |
|-------|-------|---|----|-----|----|------|-------|
| 面板指示 | | 分后 | 预合 | 合 | 合后 | 预分 | 分 |
| 手柄方向 | | ← | ↑ | ↗ | ↑ | ← | ↙ |
| 位置角度 | | -90° | 0° | 45° | 0° | -90° | -135° |
| 4 | 1-2 | | | × | | | |
| | 3-4 | | | | | | × |
| 4 | 5-6 | | | × | | | |
| | 7-8 | | | | | | × |
| 40 | 9-10 | | × | | | × | |
| | 11-12 | × | | | | | × |
| | 13-14 | | | × | × | | |
| 15-16 | | | | | | | |

注：替代 LW2-Z-4.4.40/F8

| 开关型号 | | LW39-16A-Z/4.4.40.40/5 LW39-25-Z/4.4.40.40/5 | | | | | |
|------|-------|---|----|-----|----|------|-------|
| 面板指示 | | 分后 | 预合 | 合 | 合后 | 预分 | 分 |
| 手柄方向 | | ← | ↑ | ↗ | ↑ | ← | ↙ |
| 位置角度 | | -90° | 0° | 45° | 0° | -90° | -135° |
| 4 | 1-2 | | | × | | | |
| | 3-4 | | | | | | × |
| 4 | 5-6 | | | × | | | |
| | 7-8 | | | | | | × |
| 40 | 9-10 | | × | | | × | |
| | 11-12 | × | | | | | × |
| | 13-14 | | | × | × | | |
| 40 | 15-16 | | × | | | × | |
| | 17-18 | × | | | | | × |
| | 19-20 | | | × | × | | |

注：替代 LW2-Z-4.4.40.40/F8

◎ 输配电分合闸控制开关

| 开关型号 | | LW39-16A-ZJ/1a.4.6a/4 LW39-25-ZJ/1a.4.6a/4 | | | | | |
|------|-------|---|-----|----|------|-------|--|
| 面板指示 | 分后 | 预合 | 合 | 合后 | 预分 | 分 | |
| 手柄方向 | ← | ↑ | ↗ | ↑ | ← | ↙ | |
| 位置角度 | -90° | 0° | 45° | 0° | -90° | -135° | |
| 1a | 1-3 | | × | | × | | |
| | 2-4 | × | | | | × | |
| 4 | 5-8 | | | × | | | |
| | 6-7 | | | | | × | |
| 6a | 9-10 | | × | | × | | |
| | 10 | | | | | | |
| | 9-12 | | | × | | | |
| | 11-10 | × | | | | × | |

注：替代 LW2-Z-1a.4.6a/F8

| 开关型号 | | LW39-16A-ZJ/1a.4.4.6a/5 LW39-25-ZJ/1a.4.4.6a/5 | | | | | |
|------|-------|---|-----|----|------|-------|--|
| 面板指示 | 分后 | 预合 | 合 | 合后 | 预分 | 分 | |
| 手柄方向 | ← | ↑ | ↗ | ↑ | ← | ↙ | |
| 位置角度 | -90° | 0° | 45° | 0° | -90° | -135° | |
| 1a | 1-3 | | × | | × | | |
| | 2-4 | × | | | | × | |
| 4 | 5-8 | | | × | | | |
| | 6-7 | | | | | × | |
| 4 | 9-12 | | | × | | | |
| | 10-11 | | | | | × | |
| 6a | 13-14 | | × | | × | | |
| | 14 | | | | | | |
| | 13-16 | | | × | | | |
| | 15-14 | × | | | | × | |

注：替代 LW2-Z-1a.4.4.6a/F8

| 开关型号 | | LW39-16A-ZJ/1a.4.4.6a.40.20/8 LW39-25-ZJ/1a.4.4.6a.40.20/8 | | | | | |
|------|-------|---|-----|----|------|-------|--|
| 面板指示 | 分后 | 预合 | 合 | 合后 | 预分 | 分 | |
| 手柄方向 | ← | ↑ | ↗ | ↑ | ← | ↙ | |
| 位置角度 | -90° | 0° | 45° | 0° | -90° | -135° | |
| 1a | 1-3 | | × | | × | | |
| | 2-4 | × | | | | × | |
| 4 | 5-8 | | | × | | | |
| | 6-7 | | | | | × | |
| 4 | 9-12 | | | × | | | |
| | 10-11 | | | | | × | |
| 6a | 13-14 | | × | | × | | |
| | 14 | | | | | | |
| | 13-16 | | | × | | | |
| | 15-14 | × | | | | × | |
| 40 | 17-18 | | × | | × | | |
| | 19-18 | × | | | | × | |
| 20 | 17-20 | | | × | × | | |
| | 21-23 | | | × | × | | |
| | 24-22 | | × | | | × | |
| 20 | 21-22 | × | | | | × | |

注：替代 LW2-Z-1a.4.4.6a.40.20/F8

| 开关型号 | | LW39-16A-ZJ/1a.4.6a.40.20.4/8 LW39-25-ZJ/1a.4.6a.40.20.4/8 | | | | | |
|------|-------|---|-----|----|------|-------|--|
| 面板指示 | 分后 | 预合 | 合 | 合后 | 预分 | 分 | |
| 手柄方向 | ← | ↑ | ↗ | ↑ | ← | ↙ | |
| 位置角度 | -90° | 0° | 45° | 0° | -90° | -135° | |
| 1a | 1-3 | | × | | × | | |
| | 2-4 | × | | | | × | |
| 4 | 5-8 | | | × | | | |
| | 6-7 | | | | | × | |
| 6a | 9-10 | | × | | × | | |
| | 10 | | | | | | |
| | 9-12 | | | × | | | |
| 40 | 11-10 | × | | | | × | |
| | 13-14 | | × | | | × | |
| 20 | 15-14 | × | | | | × | |
| | 13-16 | | | × | × | | |
| 4 | 17-19 | | | × | × | | |
| | 20-18 | | × | | | × | |
| 4 | 17-18 | × | | | | × | |
| | 21-24 | | | × | | | |
| 4 | 22-23 | | | | | × | |

注：替代 LW2-Z-1a.4.6a.40.20.4/F8

◎ 输配电分合闸控制开关

| 开关型号 | | LW39-16A-ZJ/1a.4.6a.20/6 LW39-25-ZJ/1a.4.6a.20/6 | | | | | |
|------|-------|---|-----|----|------|-------|--|
| 面板指示 | 分后 | 预合 | 合 | 合后 | 预分 | 分 | |
| 手柄方向 | ← | ↑ | ↗ | ↑ | ← | ↙ | |
| 位置角度 | -90° | 0° | 45° | 0° | -90° | -135° | |
| 1a | 1-3 | | × | | × | | |
| | 2-4 | × | | | | × | |
| 4 | 5-8 | | | × | | | |
| | 6-7 | | | | | × | |
| 6a | 9-10 | | × | | × | | |
| | 10 | | | | | | |
| | 9-12 | | | × | | | |
| | 11-10 | × | | | | × | |
| 20 | 13-14 | | × | | × | | |
| | 13-15 | | | × | × | | |
| | 16-14 | × | | | | × | |

| 开关型号 | | LW39-16A-ZJ/1a.4.6a.40.20/7 LW39-25-ZJ/1a.4.6a.40.20/7 | | | | | |
|------|-------|---|-----|----|------|-------|--|
| 面板指示 | 分后 | 预合 | 合 | 合后 | 预分 | 分 | |
| 手柄方向 | ← | ↑ | ↗ | ↑ | ← | ↙ | |
| 位置角度 | -90° | 0° | 45° | 0° | -90° | -135° | |
| 1a | 1-3 | | × | | × | | |
| | 2-4 | × | | | | × | |
| 4 | 5-8 | | | × | | | |
| | 6-7 | | | | | × | |
| 6a | 9-10 | | × | | × | | |
| | 10 | | | | | | |
| | 9-12 | | | × | | | |
| | 11-10 | × | | | | × | |
| 40 | 13-14 | | × | | × | | |
| | 15-14 | × | | | | × | |
| | 13-16 | | | × | × | | |
| 20 | 17-19 | | | × | × | | |
| | 20-18 | × | | | | × | |
| | 17-18 | | × | | | × | |

注：替代 LW2-Z-1a.4.6a.40.20/F8

| 开关型号 | | LW39-16A-ZJ/1a.4.6a.40.20.20/9 LW39-25-ZJ/1a.4.6a.40.20.20/9 | | | | | |
|------|-------|---|-----|----|------|-------|--|
| 面板指示 | 分后 | 预合 | 合 | 合后 | 预分 | 分 | |
| 手柄方向 | ← | ↑ | ↗ | ↑ | ← | ↙ | |
| 位置角度 | -90° | 0° | 45° | 0° | -90° | -135° | |
| 1a | 1-3 | | × | | × | | |
| | 2-4 | × | | | | × | |
| 4 | 5-8 | | | × | | | |
| | 6-7 | | | | | × | |
| 6a | 9-10 | | × | | × | | |
| | 10 | | | | | | |
| | 9-12 | | | × | | | |
| | 11-10 | × | | | | × | |
| 40 | 13-14 | | × | | × | | |
| | 15-14 | × | | | | × | |
| | 13-16 | | | × | × | | |
| 20 | 17-19 | | | × | × | | |
| | 20-18 | | × | | | × | |
| | 17-18 | × | | | | × | |
| 20 | 21-22 | | × | | × | | |
| | 21-23 | | | × | × | | |
| | 24-22 | × | | | | × | |

注：替代 LW2-Z-1a.4.6a.40.20.20/F8

| 开关型号 | | LW39-16A-ZJ/1a.4.6a.40.20.40/9 LW39-25-ZJ/1a.4.6a.40.20.40/9 | | | | | |
|------|-------|---|-----|----|------|-------|--|
| 面板指示 | 分后 | 预合 | 合 | 合后 | 预分 | 分 | |
| 手柄方向 | ← | ↑ | ↗ | ↑ | ← | ↙ | |
| 位置角度 | -90° | 0° | 45° | 0° | -90° | -135° | |
| 1a | 1-3 | | × | | × | | |
| | 2-4 | × | | | | × | |
| 4 | 5-8 | | | × | | | |
| | 6-7 | | | | | × | |
| 6a | 9-10 | | × | | × | | |
| | 10 | | | | | | |
| | 9-12 | | | × | | | |
| | 11-10 | × | | | | × | |
| 40 | 13-14 | | × | | × | | |
| | 15-14 | × | | | | × | |
| | 13-16 | | | × | × | | |
| 20 | 17-19 | | | × | × | | |
| | 20-18 | | × | | | × | |
| | 17-18 | × | | | | × | |
| 40 | 21-22 | | × | | × | | |
| | 23-22 | × | | | | × | |
| | 21-24 | | | × | × | | |

注：替代 LW2-Z-1a.4.6a.40.20.40/F8

◎ 输配电分合闸控制开关

输配电分合闸控制开关

完全替代 LW 系列转换开关

| 开关型号 | | LW39-16A-ZJ/1a.4.6.6a.40.40/9 LW39-25-ZJ/1a.4.6.6a.40.40/9 | | | | | |
|------|-------|---|-----|----|------|-------|--|
| 面板指示 | 分后 | 预合 | 合 | 合后 | 预分 | 分 | |
| 手柄方向 | ← | ↑ | ↗ | ↑ | ← | ↙ | |
| 位置角度 | -90° | 0° | 45° | 0° | -90° | -135° | |
| 1a | 1-3 | | × | | × | | |
| | 2-4 | × | | | | × | |
| 4 | 5-8 | | | × | | | |
| | 6-7 | | | | | × | |
| 6 | 9-10 | × | | | | × | |
| | 10 | | | | | | |
| | 9-12 | | × | × | × | | |
| | 11-10 | | | | | × | |
| 6a | 13-14 | | × | | × | | |
| | 14 | | | | | | |
| | 13-16 | | | × | | | |
| | 16-14 | × | | | | × | |
| 40 | 17-18 | | × | | × | | |
| | 19-18 | × | | | | × | |
| | 17-20 | | | × | × | | |
| 40 | 21-24 | | | × | × | | |
| | 23-22 | × | | | | × | |
| | 21-22 | | × | | | × | |

注：替代 LW2-Z-1a.4.6.6a.40.40/F8

| 开关型号 | | LW39-16A-ZJ/1a.4.6a.6a.40.40/9 LW39-25-ZJ/1a.4.6a.6a.40.40/9 | | | | | |
|------|-------|---|-----|----|------|-------|--|
| 面板指示 | 分后 | 预合 | 合 | 合后 | 预分 | 分 | |
| 手柄方向 | ← | ↑ | ↗ | ↑ | ← | ↙ | |
| 位置角度 | -90° | 0° | 45° | 0° | -90° | -135° | |
| 1a | 1-3 | | × | | × | | |
| | 2-4 | × | | | | × | |
| 4 | 5-8 | | | × | | | |
| | 6-7 | | | | | × | |
| 6 | 9-10 | | × | | × | | |
| | 10 | | | | | | |
| | 9-12 | | | × | | | |
| | 11-10 | × | | | | × | |
| 6a | 13-14 | | × | | × | | |
| | 14 | | | | | | |
| | 13-16 | | | × | | | |
| | 16-14 | × | | | | × | |
| 40 | 17-18 | | × | | × | | |
| | 19-18 | × | | | | × | |
| | 17-20 | | | × | × | | |
| 40 | 21-24 | | | × | × | | |
| | 23-22 | × | | | | × | |
| | 21-22 | | × | | | × | |

注：替代 LW2-Z-1a.4.6a.6a.40.40/F8

| 开关型号 | | LW39-16A-ZJ/1a.4.20/4 LW39-25-ZJ/1a.4.20/4 | | | | | |
|------|-------|---|-----|----|------|-------|--|
| 面板指示 | 分后 | 预合 | 合 | 合后 | 预分 | 分 | |
| 手柄方向 | ← | ↑ | ↗ | ↑ | ← | ↙ | |
| 位置角度 | -90° | 0° | 45° | 0° | -90° | -135° | |
| 1a | 1-3 | | × | | × | | |
| | 2-4 | × | | | | × | |
| 4 | 5-8 | | | × | | | |
| | 6-7 | | | | | × | |
| 20 | 9-10 | | × | | | × | |
| | 9-11 | | | × | × | | |
| | 12-10 | × | | | | × | |
| | 12-10 | | | | | | |

注：替代 LW2-Z-1a.4.20/F8

| 开关型号 | | LW39-16A-ZJ/1a.4.20.20/5 LW39-25-ZJ/1a.4.20.20/5 | | | | | |
|------|-------|---|-----|----|------|-------|--|
| 面板指示 | 分后 | 预合 | 合 | 合后 | 预分 | 分 | |
| 手柄方向 | ← | ↑ | ↗ | ↑ | ← | ↙ | |
| 位置角度 | -90° | 0° | 45° | 0° | -90° | -135° | |
| 1a | 1-3 | | × | | × | | |
| | 2-4 | × | | | | × | |
| 4 | 5-8 | | | × | | | |
| | 6-7 | | | | | × | |
| 20 | 9-10 | | × | | | × | |
| | 9-11 | | | × | × | | |
| | 12-10 | × | | | | × | |
| 20 | 13-15 | | | × | × | | |
| | 16-14 | | × | | | × | |
| | 13-14 | × | | | | × | |
| | 13-14 | | | | | | |

注：替代 LW2-Z-1a.4.20.20/F8

◎ 输配电分合闸控制开关

| 开关型号 | | LW39-16A-ZJ/1a.4.40.20.4/6 LW39-25-ZJ/1a.4.40.20.4/6 | | | | | |
|------|-------|---|----|-----|----|------|-------|
| 面板指示 | | 分后 | 预合 | 合 | 合后 | 预分 | 分 |
| 手柄方向 | | ← | ↑ | ↗ | ↑ | ← | ↙ |
| 位置角度 | | -90° | 0° | 45° | 0° | -90° | -135° |
| 1a | 1-3 | | × | | × | | |
| | 2-4 | × | | | | × | |
| 4 | 5-8 | | | × | | | |
| | 6-7 | | | | | | × |
| 40 | 9-10 | | × | | | × | |
| | 11-10 | × | | | | | × |
| | 9-12 | | | × | × | | |
| 20 | 13-15 | | | × | × | | |
| | 16-14 | | × | | | × | |
| | 13-14 | × | | | | | × |
| 4 | 17-20 | | | × | | | |
| | 18-19 | | | | | | × |

注：替代 LW2-Z-1a.4.40.20.4/F8

| 开关型号 | | LW39-16A-ZJ/4.1a/2 LW39-25-ZJ/4.1a/2 | | | | | |
|------|-----|---|----|-----|----|------|-------|
| 面板指示 | | 分后 | 预合 | 合 | 合后 | 预分 | 分 |
| 手柄方向 | | ← | ↑ | ↗ | ↑ | ← | ↙ |
| 位置角度 | | -90° | 0° | 45° | 0° | -90° | -135° |
| 4 | 1-3 | | | × | | | |
| | 2-4 | | | | | | × |
| 1a | 5-8 | | × | | × | | |
| | 6-7 | × | | | | × | |

注：替代 LW2-Z-4.1a/F8

| 开关型号 | | LW39-16A-ZJ/4.1a.4/3 LW39-25-ZJ/4.1a.4/3 | | | | | |
|------|-------|---|----|-----|----|------|-------|
| 面板指示 | | 分后 | 预合 | 合 | 合后 | 预分 | 分 |
| 手柄方向 | | ← | ↑ | ↗ | ↑ | ← | ↙ |
| 位置角度 | | -90° | 0° | 45° | 0° | -90° | -135° |
| 4 | 1-3 | | | × | | | |
| | 2-4 | | | | | | × |
| 1a | 5-8 | | × | | × | | |
| | 6-7 | × | | | | × | |
| 4 | 9-12 | | | × | | | |
| | 10-11 | | | | | | × |

注：替代 LW2-Z-4.1a.4/F8

| 开关型号 | | LW39-16A-ZJ/4.4/2 LW39-25-ZJ/4.4/2 | | | | | |
|------|-----|---------------------------------------|----|-----|----|------|-------|
| 面板指示 | | 分后 | 预合 | 合 | 合后 | 预分 | 分 |
| 手柄方向 | | ← | ↑ | ↗ | ↑ | ← | ↙ |
| 位置角度 | | -90° | 0° | 45° | 0° | -90° | -135° |
| 4 | 1-3 | | | × | | | |
| | 2-4 | | | | | | × |
| 4 | 5-8 | | | × | | | |
| | 6-7 | | | | | | × |

注：替代 LW2-Z-4.4/F8

| 开关型号 | | LW39-16A-ZJ/4.4.40/4 LW39-25-ZJ/4.4.40/4 | | | | | |
|------|-------|---|----|-----|----|------|-------|
| 面板指示 | | 分后 | 预合 | 合 | 合后 | 预分 | 分 |
| 手柄方向 | | ← | ↑ | ↗ | ↑ | ← | ↙ |
| 位置角度 | | -90° | 0° | 45° | 0° | -90° | -135° |
| 4 | 1-3 | | | × | | | |
| | 2-4 | | | | | | × |
| 4 | 5-8 | | | × | | | |
| | 6-7 | | | | | | × |
| 40 | 9-10 | | × | | | × | |
| | 11-10 | × | | | | | × |
| | 9-12 | | | × | × | | |

注：替代 LW2-Z-4.4.40/F8

| 开关型号 | | LW39-16A-ZJ/4.4.40.40/5 LW39-25-ZJ/4.4.40.40/5 | | | | | |
|------|-------|---|----|-----|----|------|-------|
| 面板指示 | | 分后 | 预合 | 合 | 合后 | 预分 | 分 |
| 手柄方向 | | ← | ↑ | ↗ | ↑ | ← | ↙ |
| 位置角度 | | -90° | 0° | 45° | 0° | -90° | -135° |
| 4 | 1-3 | | | × | | | |
| | 2-4 | | | | | | × |
| 4 | 5-8 | | | × | | | |
| | 6-7 | | | | | | × |
| 40 | 9-10 | | × | | | × | |
| | 11-10 | × | | | | | × |
| | 9-12 | | | × | × | | |
| 40 | 13-16 | | | × | × | | |
| | 15-14 | × | | | | | × |
| | 13-14 | | × | | | × | |

注：替代 LW2-Z-4.4.40.40/F8

◎ 输配电分合闸控制开关

| 开关型号 | | LW39-16B-Z/1a.4.6a/4 LW39-16C-Z/1a.4.6a/4 | | | | | |
|------|-------|--|-----|----|------|-------|--|
| 面板指示 | 分后 | 预合 | 合 | 合后 | 预分 | 分 | |
| 手柄方向 | ← | ↑ | ↗ | ↑ | ← | ↙ | |
| 位置角度 | -90° | 0° | 45° | 0° | -90° | -135° | |
| 1a | 1-2 | | × | | × | | |
| | 3-4 | × | | | | × | |
| 4 | 5-6 | | | × | | | |
| | 7-8 | | | | | × | |
| 6a | 9-10 | | × | | × | | |
| | 11-12 | | | | | | |
| | 13-14 | | | × | | | |
| | 15-16 | × | | | | × | |

注：替代 LW2-Z-1a.4.6a/F8

| 开关型号 | | LW39-16B-Z/1a.4.4.6a/5 LW39-16C-Z/1a.4.4.6a/5 | | | | | |
|------|-------|--|-----|----|------|-------|--|
| 面板指示 | 分后 | 预合 | 合 | 合后 | 预分 | 分 | |
| 手柄方向 | ← | ↑ | ↗ | ↑ | ← | ↙ | |
| 位置角度 | -90° | 0° | 45° | 0° | -90° | -135° | |
| 1a | 1-2 | | × | | × | | |
| | 3-4 | × | | | | × | |
| 4 | 5-6 | | | × | | | |
| | 7-8 | | | | | × | |
| 4 | 9-10 | | | × | | | |
| | 11-12 | | | | | × | |
| 6a | 13-14 | | × | | × | | |
| | 15-16 | | | | | | |
| | 17-18 | | | × | | | |
| | 19-20 | × | | | | × | |

注：替代 LW2-Z-1a.4.4.6a/F8

| 开关型号 | | LW39-16B-Z/4.6a/3 LW39-16C-Z/4.6a/3 | | | | | |
|------|-------|--|-----|----|------|-------|--|
| 面板指示 | 分后 | 预合 | 合 | 合后 | 预分 | 分 | |
| 手柄方向 | ← | ↑ | ↗ | ↑ | ← | ↙ | |
| 位置角度 | -90° | 0° | 45° | 0° | -90° | -135° | |
| 4 | 1-2 | | | × | | | |
| | 3-4 | | | | | × | |
| 6a | 5-6 | | × | | × | | |
| | 7-8 | | | | | | |
| | 9-10 | | | × | | | |
| | 11-12 | × | | | | × | |

| 开关型号 | | LW39-16B-Z/1a.4.4.6a.40.20/9 LW39-16C-Z/1a.4.4.6a.40.20/9 | | | | | |
|------|-------|--|-----|----|------|-------|--|
| 面板指示 | 分后 | 预合 | 合 | 合后 | 预分 | 分 | |
| 手柄方向 | ← | ↑ | ↗ | ↑ | ← | ↙ | |
| 位置角度 | -90° | 0° | 45° | 0° | -90° | -135° | |
| 1a | 1-2 | | × | | × | | |
| | 3-4 | × | | | | × | |
| 4 | 5-6 | | | × | | | |
| | 7-8 | | | | | × | |
| 4 | 9-10 | | | × | | | |
| | 11-12 | | | | | × | |
| 6a | 13-14 | | × | | × | | |
| | 15-16 | | | | | | |
| | 17-18 | | | × | | | |
| | 19-20 | × | | | | × | |
| 40 | 21-22 | | | | | | |
| | 23-24 | | | | | | |
| | 25-26 | | × | | | × | |
| | 27-28 | × | | | | × | |
| 20 | 29-30 | | | × | × | | |
| | 31-32 | | | × | × | | |
| | 33-34 | | × | | | × | |
| | 35-36 | × | | | | × | |

注：替代 LW2-Z-1a.4.4.6a.40.20/F8

| 开关型号 | | LW39-16B-Z/1a.4.6a.20/7 LW39-16C-Z/1a.4.6a.20/7 | | | | | |
|------|-------|--|-----|----|------|-------|--|
| 面板指示 | 分后 | 预合 | 合 | 合后 | 预分 | 分 | |
| 手柄方向 | ← | ↑ | ↗ | ↑ | ← | ↙ | |
| 位置角度 | -90° | 0° | 45° | 0° | -90° | -135° | |
| 1a | 1-2 | | × | | × | | |
| | 3-4 | × | | | | × | |
| 4 | 5-6 | | | × | | | |
| | 7-8 | | | | | × | |
| 6a | 9-10 | | × | | × | | |
| | 11-12 | | | | | | |
| | 13-14 | | | × | | | |
| | 15-16 | × | | | | × | |
| 20 | 17-18 | | | | | | |
| | 19-20 | | | | | | |
| | 21-22 | | | × | × | | |
| | 23-24 | | × | | | × | |
| 20 | 25-26 | × | | | | × | |
| | 27-28 | | | | | | |

注：替代 LW2-Z-1a.4.6a.20/F8

◎ 输配电分合闸控制开关

| 开关型号 | | LW39-16B-Z/1a.4.6a.40.20/6 LW39-16C-Z/1a.4.6a.40.20/6 | | | | | |
|------|-------|--|-----|----|------|-------|--|
| 面板指示 | 分后 | 预合 | 合 | 合后 | 预分 | 分 | |
| 手柄方向 | ← | ↑ | ↗ | ↑ | ← | ↙ | |
| 位置角度 | -90° | 0° | 45° | 0° | -90° | -135° | |
| 1a | 1-2 | | × | | × | | |
| | 3-4 | × | | | × | | |
| 4 | 5-6 | | | × | | | |
| | 7-8 | | | | | × | |
| 6a | 9-10 | | × | × | × | | |
| | 11-12 | × | | | × | × | |
| 40 | 13-14 | | | | | | |
| | 15-16 | | | | | | |
| | 17-18 | × | × | | × | × | |
| | 19-20 | | | × | × | | |
| 20 | 21-22 | | | × | × | | |
| | 23-24 | × | | | | × | |

注：替代 LW2-Z-1a.4.6a.40.20/F8

| 开关型号 | | LW39-16B-Z/1a.4.6a.40.20/8 LW39-16C-Z/1a.4.6a.40.20/8 | | | | | |
|-------|-------|--|-----|----|------|-------|--|
| 面板指示 | 分后 | 预合 | 合 | 合后 | 预分 | 分 | |
| 手柄方向 | ← | ↑ | ↗ | ↑ | ← | ↙ | |
| 位置角度 | -90° | 0° | 45° | 0° | -90° | -135° | |
| 1a | 1-2 | | × | | × | | |
| | 3-4 | × | | | × | | |
| 4 | 5-6 | | | × | | | |
| | 7-8 | | | | | × | |
| 6a | 9-10 | | × | | × | | |
| | 11-12 | | | | | | |
| | 13-14 | | | × | | | |
| | 15-16 | × | | | × | × | |
| 40 | 17-18 | | | | | | |
| | 19-20 | | | | | | |
| | 21-22 | | × | | × | | |
| | 23-24 | × | | | | × | |
| 20 | 25-26 | | | × | × | | |
| | 27-28 | | | × | × | | |
| | 29-30 | | × | | × | | |
| 31-32 | × | | | | × | | |

注：替代 LW2-Z-1a.4.6a.40.20/F8

| 开关型号 | | LW39-16B-Z/1a.4.6a.40.20/9 LW39-16C-Z/1a.4.6a.40.20/9 | | | | | |
|------|-------|--|-----|----|------|-------|--|
| 面板指示 | 分后 | 预合 | 合 | 合后 | 预分 | 分 | |
| 手柄方向 | ← | ↑ | ↗ | ↑ | ← | ↙ | |
| 位置角度 | -90° | 0° | 45° | 0° | -90° | -135° | |
| 1a | 1-2 | | × | | × | | |
| | 3-4 | × | | | × | | |
| 4 | 5-6 | | | × | | | |
| | 7-8 | | | | | × | |
| 6a | 9-10 | | × | | × | | |
| | 11-12 | | | | | | |
| | 13-14 | | | × | | | |
| | 15-16 | × | | | × | × | |
| 40 | 17-18 | | | | | × | |
| | 19-20 | | | | | | |
| | 21-22 | | | | | | |
| | 23-24 | | | | | | |
| 20 | 25-26 | | × | | × | | |
| | 27-28 | × | | | | × | |
| | 29-30 | | | × | × | | |
| 20 | 31-32 | | | × | × | | |
| | 33-34 | | × | | × | | |
| | 35-36 | × | | | | × | |

注：替代 LW2-Z-1a.4.6a.40.20/F8

| 开关型号 | | LW39-16B-Z/1a.4.20/5 LW39-16C-Z/1a.4.20/5 | | | | | |
|-------|-------|--|-----|----|------|-------|--|
| 面板指示 | 分后 | 预合 | 合 | 合后 | 预分 | 分 | |
| 手柄方向 | ← | ↑ | ↗ | ↑ | ← | ↙ | |
| 位置角度 | -90° | 0° | 45° | 0° | -90° | -135° | |
| 1a | 1-2 | | × | | × | | |
| | 3-4 | × | | | × | | |
| 4 | 5-6 | | | × | | | |
| | 7-8 | | | | | × | |
| 20 | 9-10 | | | | | | |
| | 11-12 | | | | | | |
| | 13-14 | | | × | × | | |
| | 15-16 | | × | | | × | |
| | 17-18 | × | | | | × | |
| 19-20 | | | | | | | |

注：替代 LW2-Z-1a.4.20/F8

◎ 输配电分合闸控制开关

输配电分合闸控制开关

完全替代 LW 系列转换开关

| 开关型号 | | LW39-16B-Z/1a.4.20.20/6 LW39-16C-Z/1a.4.20.20/6 | | | | | |
|------|--------------------------|--|-----|----|------|-------|---|
| 面板指示 | 分后 | 预合 | 合 | 合后 | 预分 | 分 | |
| 手柄方向 | ← | ↑ | ↗ | ↑ | ← | ↙ | |
| 位置角度 | -90° | 0° | 45° | 0° | -90° | -135° | |
| 1a | 1-2 | | × | | × | | |
| | 3-4 | × | | | | × | |
| 4 | 5-6 | | | × | | | |
| | 7-8 | | | | | × | |
| 20 | 9-10 | | | | | | |
| | 11-12 | | | | | | |
| | 13-14 | | | × | × | | |
| | 15-16 | | × | | | × | |
| | 17-18 | × | | | | | × |
| 20 | 19-20 | | | × | × | | |
| | 21-22 | | × | | | × | |
| | 23-24 | × | | | | × | |
| | 注：替代 LW2-Z-1a.4.20.20/F8 | | | | | | |

| 开关型号 | | LW39-16B-Z/4.1a/2 LW39-16C-Z/4.1a/2 | | | | | |
|--------------------|------|--|-----|----|------|-------|--|
| 面板指示 | 分后 | 预合 | 合 | 合后 | 预分 | 分 | |
| 手柄方向 | ← | ↑ | ↗ | ↑ | ← | ↙ | |
| 位置角度 | -90° | 0° | 45° | 0° | -90° | -135° | |
| 4 | 1-2 | | | × | | | |
| | 3-4 | | | | | × | |
| 1a | 5-6 | | × | | × | | |
| | 7-8 | × | | | | × | |
| 注：替代 LW2-Z-4.1a/F8 | | | | | | | |

| 开关型号 | | LW39-16B-Z/4.1a.4/3 LW39-16C-Z/4.1a.4/3 | | | | | |
|----------------------|-------|--|-----|----|------|-------|--|
| 面板指示 | 分后 | 预合 | 合 | 合后 | 预分 | 分 | |
| 手柄方向 | ← | ↑ | ↗ | ↑ | ← | ↙ | |
| 位置角度 | -90° | 0° | 45° | 0° | -90° | -135° | |
| 4 | 1-2 | | | × | | | |
| | 3-4 | | | | | × | |
| 1a | 5-6 | | × | | × | | |
| | 7-8 | × | | | | × | |
| 4 | 9-10 | | | × | | | |
| | 11-12 | | | | | × | |
| 注：替代 LW2-Z-4.1a.4/F8 | | | | | | | |

| 开关型号 | | LW39-16B-Z/4.4/2 LW39-16C-Z/4.4/2 | | | | | |
|-------------------|------|--------------------------------------|-----|----|------|-------|--|
| 面板指示 | 分后 | 预合 | 合 | 合后 | 预分 | 分 | |
| 手柄方向 | ← | ↑ | ↗ | ↑ | ← | ↙ | |
| 位置角度 | -90° | 0° | 45° | 0° | -90° | -135° | |
| 4 | 1-2 | | | × | | | |
| | 3-4 | | | | | × | |
| 4 | 5-6 | | | × | | | |
| | 7-8 | | | | | × | |
| 注：替代 LW2-Z-4.4/F8 | | | | | | | |

| 开关型号 | | LW39-16B-Z/4.4.4/3 LW39-16C-Z/4.4.4/3 | | | | | |
|------|-------|--|-----|----|------|-------|--|
| 面板指示 | 分后 | 预合 | 合 | 合后 | 预分 | 分 | |
| 手柄方向 | ← | ↑ | ↗ | ↑ | ← | ↙ | |
| 位置角度 | -90° | 0° | 45° | 0° | -90° | -135° | |
| 4 | 1-2 | | | × | | | |
| | 3-4 | | | | | × | |
| 4 | 5-6 | | | × | | | |
| | 7-8 | | | | | × | |
| 4 | 9-10 | | | × | | | |
| | 11-12 | | | | | × | |

| 开关型号 | | LW39-16B-Z/4.4.40.40/6 LW39-16C-Z/4.4.40.40/6 | | | | | |
|-------------------------|-------|--|-----|----|------|-------|--|
| 面板指示 | 分后 | 预合 | 合 | 合后 | 预分 | 分 | |
| 手柄方向 | ← | ↑ | ↗ | ↑ | ← | ↙ | |
| 位置角度 | -90° | 0° | 45° | 0° | -90° | -135° | |
| 4 | 1-2 | | | × | | | |
| | 3-4 | | | | | × | |
| 4 | 5-6 | | | × | | | |
| | 7-8 | | | | | × | |
| 40 | 9-10 | | × | | | × | |
| | 11-12 | × | | | | × | |
| 40 | 13-14 | | | × | × | | |
| | 15-16 | | | | | | |
| | 17-18 | | | | | | |
| | 19-20 | | × | | | × | |
| | 21-22 | × | | | | × | |
| | 23-24 | | | × | × | | |
| 注：替代 LW2-Z-4.4.40.40/F8 | | | | | | | |

◎ 输配电分合闸控制开关

| 开关型号 | LW39-16B-ZJ/1a.4.6a/4 LW39-16C-ZJ/1a.4.6a/4 | | | | | |
|------|--|----|-----|----|------|-------|
| 面板指示 | 分后 | 预合 | 合 | 合后 | 预分 | 分 |
| 手柄方向 | ← | ↑ | ↗ | ↑ | ← | ↙ |
| 位置角度 | -90° | 0° | 45° | 0° | -90° | -135° |
| 1a | 1-3 | × | | × | | |
| | 2-4 | × | | | × | |
| 4 | 5-8 | | × | | | |
| | 6-7 | | | | | × |
| 6a | 9-10 | × | | × | | |
| | 10 | | | | | |
| | 9-12 | | × | | | |
| | 11-10 | × | | | × | × |

注：替代 LW2-Z-1a.4.6a/F8

| 开关型号 | LW39-16B-ZJ/1a.4.4.6a/5 LW39-16C-ZJ/1a.4.4.6a/5 | | | | | |
|------|--|----|-----|----|------|-------|
| 面板指示 | 分后 | 预合 | 合 | 合后 | 预分 | 分 |
| 手柄方向 | ← | ↑ | ↗ | ↑ | ← | ↙ |
| 位置角度 | -90° | 0° | 45° | 0° | -90° | -135° |
| 1a | 1-3 | × | | × | | |
| | 2-4 | × | | | × | |
| 4 | 5-8 | | × | | | |
| | 6-7 | | | | | × |
| 4 | 9-12 | | × | | | |
| | 10-11 | | | | | × |
| 6a | 13-14 | × | | × | | |
| | 14 | | | | | |
| | 13-16 | | × | | | |
| | 15-14 | × | | | × | × |

注：替代 LW2-Z-1a.4.4.6a/F8

| 开关型号 | LW39-16B-ZJ/1a.4.4.6a.40.20/9 LW39-16C-ZJ/1a.4.4.6a.40.20/9 | | | | | |
|------|--|----|-----|----|------|-------|
| 面板指示 | 分后 | 预合 | 合 | 合后 | 预分 | 分 |
| 手柄方向 | ← | ↑ | ↗ | ↑ | ← | ↙ |
| 位置角度 | -90° | 0° | 45° | 0° | -90° | -135° |
| 1a | 1-3 | × | | × | | |
| | 2-4 | × | | | × | |
| 4 | 5-8 | | × | | | |
| | 6-7 | | | | | × |
| 4 | 9-12 | | × | | | |
| | 10-11 | | | | | × |
| 6a | 13-14 | × | | × | | |
| | 14 | | | | | |
| | 13-16 | | × | | | |
| | 15-14 | × | | | × | × |
| 40 | 17-18 | × | | | × | |
| | 19-18 | × | | | | × |
| | 17-20 | | × | × | | |
| 20 | 21-23 | | × | × | | |
| | 24-22 | × | | | × | |
| | 21-22 | × | | | | × |

注：替代 LW2-Z-1a.4.4.6a.40.20/F8

| 开关型号 | LW39-16B-ZJ/1a.4.6a.20/7 LW39-16C-ZJ/1a.4.6a.20/7 | | | | | |
|------|--|----|-----|----|------|-------|
| 面板指示 | 分后 | 预合 | 合 | 合后 | 预分 | 分 |
| 手柄方向 | ← | ↑ | ↗ | ↑ | ← | ↙ |
| 位置角度 | -90° | 0° | 45° | 0° | -90° | -135° |
| 1a | 1-3 | × | | × | | |
| | 2-4 | × | | | × | |
| 4 | 5-8 | | × | | | |
| | 6-7 | | | | | × |
| 6a | 9-10 | × | | × | | |
| | 10 | | | | | |
| | 9-12 | | × | | | |
| 20 | 11-10 | × | | | × | × |
| | 13-14 | × | | | × | |
| | 13-15 | | × | × | | |
| 20 | 16-14 | × | | | | × |

输配电分合闸控制开关

完全替代 LW2 系列转换开关

◎ 输配电分合闸控制开关

输配电分合闸控制开关

完全替代 LW 系列转换开关

| 开关型号 | | LW39-16B-ZJ/1a.4.6a.40.20/8 LW39-16C-ZJ/1a.4.6a.40.20/8 | | | | | |
|------|-------|--|-----|----|------|-------|--|
| 面板指示 | 分后 | 预合 | 合 | 合后 | 预分 | 分 | |
| 手柄方向 | ← | ↑ | ↗ | ↑ | ← | ↙ | |
| 位置角度 | -90° | 0° | 45° | 0° | -90° | -135° | |
| 1a | 1-3 | | × | | × | | |
| | 2-4 | × | | | | × | |
| 4 | 5-8 | | | × | | | |
| | 6-7 | | | | | × | |
| 6a | 9-10 | | × | | × | | |
| | 10 | | | | | | |
| | 9-12 | | | × | | | |
| | 11-10 | × | | | | × | |
| 40 | 13-14 | | × | | | × | |
| | 15-14 | × | | | | × | |
| | 13-16 | | | × | × | | |
| | 17-19 | | | × | × | | |
| 20 | 20-18 | × | | | | × | |
| | 17-18 | | × | | | × | |
| | | | | | × | | |

注：替代 LW2-Z-1a.4.6a.40.20/F8

| 开关型号 | | LW39-16B-ZJ/1a.4.20.20/6 LW39-16C-ZJ/1a.4.20.20/6 | | | | | |
|------|-------|--|-----|----|------|-------|--|
| 面板指示 | 分后 | 预合 | 合 | 合后 | 预分 | 分 | |
| 手柄方向 | ← | ↑ | ↗ | ↑ | ← | ↙ | |
| 位置角度 | -90° | 0° | 45° | 0° | -90° | -135° | |
| 1a | 1-3 | | × | | × | | |
| | 2-4 | × | | | | × | |
| 4 | 5-8 | | | × | | | |
| | 6-7 | | | | | × | |
| 20 | 9-10 | | × | | | × | |
| | 9-11 | | | × | × | | |
| | 12-10 | × | | | | × | |
| | 13-15 | | | × | × | | |
| 20 | 16-14 | | × | | | × | |
| | 13-14 | × | | | | × | |

注：替代 LW2-Z-1a.4.20.20/F8

| 开关型号 | | LW39-16B-ZJ/1a.4.20/5 LW39-16C-ZJ/1a.4.20/5 | | | | | |
|------|-------|--|-----|----|------|-------|--|
| 面板指示 | 分后 | 预合 | 合 | 合后 | 预分 | 分 | |
| 手柄方向 | ← | ↑ | ↗ | ↑ | ← | ↙ | |
| 位置角度 | -90° | 0° | 45° | 0° | -90° | -135° | |
| 1a | 1-3 | | × | | × | | |
| | 2-4 | × | | | | × | |
| 4 | 5-8 | | | × | | | |
| | 6-7 | | | | | × | |
| 20 | 9-10 | | × | | | × | |
| | 9-11 | | | × | × | | |
| | 12-10 | × | | | | × | |
| | | | | | | | |

注：替代 LW2-Z-1a.4.20/F8

| 开关型号 | | LW39-16B-ZJ/4.4/2 LW39-16C-ZJ/4.4/2 | | | | | |
|------|------|--|-----|----|------|-------|--|
| 面板指示 | 分后 | 预合 | 合 | 合后 | 预分 | 分 | |
| 手柄方向 | ← | ↑ | ↗ | ↑ | ← | ↙ | |
| 位置角度 | -90° | 0° | 45° | 0° | -90° | -135° | |
| 4 | 1-3 | | | × | | | |
| | 2-4 | | | | | × | |
| 4 | 5-8 | | | × | | | |
| | 6-7 | | | | | × | |

注：替代 LW2-Z-4.4/F8

| 开关型号 | | LW39-16B-ZJ/4.1a/2 LW39-16C-ZJ/4.1a/2 | | | | | |
|------|------|--|-----|----|------|-------|--|
| 面板指示 | 分后 | 预合 | 合 | 合后 | 预分 | 分 | |
| 手柄方向 | ← | ↑ | ↗ | ↑ | ← | ↙ | |
| 位置角度 | -90° | 0° | 45° | 0° | -90° | -135° | |
| 4 | 1-3 | | | × | | | |
| | 2-4 | | | | | × | |
| 1a | 5-8 | | × | | × | | |
| | 6-7 | × | | | | × | |

注：替代 LW2-Z-4.1a/F8

◎ 输配电分合闸控制开关

| 开关型号 | | LW39-16B-ZJ/4.1a.4/3 LW39-16C-ZJ/4.1a.4/3 | | | | | |
|------|-------|--|-----|----|------|-------|--|
| 面板指示 | 分后 | 预合 | 合 | 合后 | 预分 | 分 | |
| 手柄方向 | ← | ↑ | ↗ | ↑ | ← | ↙ | |
| 位置角度 | -90° | 0° | 45° | 0° | -90° | -135° | |
| 4 | 1-3 | | × | | | | |
| | 2-4 | | | | | × | |
| 1a | 5-8 | × | | × | | | |
| | 6-7 | × | | | × | | |
| 4 | 9-12 | | × | | | | |
| | 10-11 | | | | | × | |

注：替代 LW2-Z-4.1a.4/F8

| 开关型号 | | LW39-16B-ZJ/4.4.40/5 LW39-16C-ZJ/4.4.40/5 | | | | | |
|------|-------|--|-----|----|------|-------|--|
| 面板指示 | 分后 | 预合 | 合 | 合后 | 预分 | 分 | |
| 手柄方向 | ← | ↑ | ↗ | ↑ | ← | ↙ | |
| 位置角度 | -90° | 0° | 45° | 0° | -90° | -135° | |
| 4 | 1-3 | | × | | | | |
| | 2-4 | | | | | × | |
| 4 | 5-8 | | × | | | | |
| | 6-7 | | | | | × | |
| 40 | 9-10 | | × | | × | | |
| | 11-10 | × | | | | × | |
| | 9-12 | | | × | × | | |

注：替代 LW2-Z-4.4.40/F8

| 开关型号 | | LW39-16B-ZJ/4.4.40.40/6 LW39-16C-ZJ/4.4.40.40/6 | | | | | |
|------|-------|--|-----|----|------|-------|--|
| 面板指示 | 分后 | 预合 | 合 | 合后 | 预分 | 分 | |
| 手柄方向 | ← | ↑ | ↗ | ↑ | ← | ↙ | |
| 位置角度 | -90° | 0° | 45° | 0° | -90° | -135° | |
| 4 | 1-3 | | × | | | | |
| | 2-4 | | | | | × | |
| 4 | 5-8 | | × | | | | |
| | 6-7 | | | | | × | |
| 40 | 9-10 | | × | | × | | |
| | 11-10 | × | | | | × | |
| | 9-12 | | | × | × | | |
| 40 | 13-16 | | × | × | | | |
| | 15-14 | × | | | | × | |
| | 13-14 | | × | | × | | |

注：替代 LW2-Z-4.4.40.40/F8

| 开关型号 | | LW39-16B-ZJ/4.1a.7a/4 | | | | | |
|-------|------|-----------------------|-----|----|------|-------|--|
| 面板指示 | 分后 | 预合 | 合 | 合后 | 预分 | 分 | |
| 手柄方向 | ← | ↑ | ↗ | ↑ | ← | ↙ | |
| 位置角度 | -90° | 0° | 45° | 0° | -90° | -135° | |
| 1-2 | | | × | | | | |
| 3-4 | | | | | | × | |
| 5-6 | | | × | | × | | |
| 7-8 | | × | | | × | | |
| 9-10 | | | | | | | |
| 11-12 | | | | | | | |
| 13-14 | | | × | × | | | |
| 15-16 | | × | | | | × | |

注：替代 LW2-Z-4.4.40/F8

◎ 电容器柜调节开关

| 型号 | LW39-16A-3JD-0-6/3 LW39-16B-3JD-0-6/3 LW39-16C-3JD-0-6/3 LW39-25-3JD-0-6/3 | | | | | | | |
|-------|---|-----|-----|-----|----|-----|-----|-----|
| | B21 | 0 | 1 | 2 | 3 | 4 | 5 | 6 |
| | | 90° | 60° | 30° | 0° | 30° | 60° | 90° |
| 1-2 | | | × | × | × | × | × | × |
| 3-4 | | | | × | × | × | × | × |
| 5-6 | | | | | × | × | × | × |
| 7-8 | | | | | | × | × | × |
| 9-10 | | | | | | | × | × |
| 11-12 | | | | | | | | × |

| 型号 | LW39-16A-3OF-101-5/3 LW39-16B-3OF-101-5/3 LW39-16C-3OF-101-5/3 LW39-25-3OF-101-5/3 | | | | | | | |
|-------|---|-----|----|-----|-----|-----|------|------|
| | B23 | 自动 | 0 | 1 | 2 | 3 | 4 | 5 |
| | | 30° | 0° | 30° | 60° | 90° | 120° | 150° |
| 1-2 | | × | | | | | | |
| 3-4 | | | | × | × | × | × | × |
| 5-6 | | | | | × | × | × | × |
| 7-8 | | | | | | × | × | × |
| 9-10 | | | | | | | × | × |
| 11-12 | | | | | | | | × |

| 型号 | LW39-16A-3OG-101-6/4 LW39-16B-3OG-101-6/4 LW39-16C-3OG-101-6/4 LW39-25-3OG-101-6/4 | | | | | | | | |
|-------|---|-----|----|-----|-----|-----|------|------|------|
| | B26 | 自动 | 0 | 1 | 2 | 3 | 4 | 5 | 6 |
| | | 30° | 0° | 30° | 60° | 90° | 120° | 150° | 180° |
| 1-2 | | × | | | | | | | |
| 3-4 | | | | × | × | × | × | × | × |
| 5-6 | | | | | × | × | × | × | × |
| 7-8 | | | | | | × | × | × | × |
| 9-10 | | | | | | | × | × | × |
| 11-12 | | | | | | | | × | × |
| 13-14 | | | | | | | | | × |
| 15-16 | | | | | | | | | |

| 型号 | LW39-16A-3OG-11-7/4 LW39-16B-3OG-11-7/4 LW39-16C-3OG-11-7/4 LW39-25-3OG-11-7/4 | | | | | | | | |
|-------|---|-----|----|-----|-----|-----|------|------|------|
| | B26 | 自动 | 0 | 1 | 2 | 3 | 4 | 5 | 6 |
| | | 30° | 0° | 30° | 60° | 90° | 120° | 150° | 180° |
| 1-2 | | | × | × | × | × | × | × | × |
| 3-4 | | × | | | | | | | |
| 5-6 | | | | × | × | × | × | × | × |
| 7-8 | | | | | × | × | × | × | × |
| 9-10 | | | | | | × | × | × | × |
| 11-12 | | | | | | | × | × | × |
| 13-14 | | | | | | | | × | × |
| 15-16 | | | | | | | | | × |

| 型号 | LW39-16A-3JE-1-8/4 LW39-16B-3JE-1-8/4 LW39-16C-3JE-1-8/4 LW39-25-3JE-1-8/4 | | | | | | | | |
|-------|---|-----|-----|-----|----|-----|-----|-----|------|
| | B25 | 1 | 2 | 3 | 4 | 5 | 6 | 7 | 8 |
| | | 90° | 60° | 30° | 0° | 30° | 60° | 90° | 120° |
| 1-2 | | × | × | × | × | × | × | × | × |
| 3-4 | | | × | × | × | × | × | × | × |
| 5-6 | | | | × | × | × | × | × | × |
| 7-8 | | | | | × | × | × | × | × |
| 9-10 | | | | | | × | × | × | × |
| 11-12 | | | | | | | × | × | × |
| 13-14 | | | | | | | | × | × |
| 15-16 | | | | | | | | | × |

| 型号 | LW39-16A-3JF-0-8/4 LW39-16B-3JF-0-8/4 LW39-16C-3JF-0-8/4 LW39-25-3JF-0-8/4 | | | | | | | | | |
|-------|---|-----|-----|-----|----|-----|-----|-----|------|------|
| | B27 | 0 | 1 | 2 | 3 | 4 | 5 | 6 | 7 | 8 |
| | | 90° | 60° | 30° | 0° | 30° | 60° | 90° | 120° | 150° |
| 1-2 | | | × | × | × | × | × | × | × | × |
| 3-4 | | | | × | × | × | × | × | × | × |
| 5-6 | | | | | × | × | × | × | × | × |
| 7-8 | | | | | | × | × | × | × | × |
| 9-10 | | | | | | | × | × | × | × |
| 11-12 | | | | | | | | × | × | × |
| 13-14 | | | | | | | | | × | × |
| 15-16 | | | | | | | | | | × |

| 型号 | LW39-16A-3OG-21-7/5 LW39-16B-3OG-21-7/5 LW39-16C-3OG-21-7/5 LW39-25-3OG-21-7/5 | | | | | | | | |
|-------|---|-----|----|-----|-----|-----|------|------|------|
| | B26 | 自动 | 0 | 1 | 2 | 3 | 4 | 5 | 6 |
| | | 30° | 0° | 30° | 60° | 90° | 120° | 150° | 180° |
| 1-2 | | | × | × | × | × | × | × | × |
| 3-4 | | × | | | | | | | |
| 5-6 | | × | | | | | | | |
| 7-8 | | | | × | × | × | × | × | × |
| 9-10 | | | | | × | × | × | × | × |
| 11-12 | | | | | | × | × | × | × |
| 13-14 | | | | | | | × | × | × |
| 15-16 | | | | | | | | × | × |
| 17-18 | | | | | | | | | × |
| 19-20 | | | | | | | | | |

| 型号 | LW39-16A-3JH-0-A/5 LW39-16B-3JH-0-A/5 LW39-16C-3JH-0-A/5 LW39-25-3JH-0-A/5 | | | | | | | | | | | |
|-------|---|-----|-----|-----|----|-----|-----|-----|------|------|------|------|
| | B33 | 0 | 1 | 2 | 3 | 4 | 5 | 6 | 7 | 8 | 9 | 10 |
| | | 90° | 60° | 30° | 0° | 30° | 60° | 90° | 120° | 150° | 180° | 210° |
| 1-2 | | | × | × | × | × | × | × | × | × | × | × |
| 3-4 | | | | × | × | × | × | × | × | × | × | × |
| 5-6 | | | | | × | × | × | × | × | × | × | × |
| 7-8 | | | | | | × | × | × | × | × | × | × |
| 9-10 | | | | | | | × | × | × | × | × | × |
| 11-12 | | | | | | | | × | × | × | × | × |
| 13-14 | | | | | | | | | × | × | × | × |
| 15-16 | | | | | | | | | | × | × | × |
| 17-18 | | | | | | | | | | | × | × |
| 19-20 | | | | | | | | | | | | × |

◎ 电容器柜调节开关

| 型号 | LW39-16A-3OI-11-9/5 LW39-16B-3OI-11-9/5 LW39-16C-3OI-11-9/5 LW39-25-3OI-11-9/5 | | | | | | | | | |
|-------|---|----|-----|-----|-----|------|------|------|------|------|
| | 自动 | 0 | 1 | 2 | 3 | 4 | 5 | 6 | 7 | 8 |
| | 30° | 0° | 30° | 60° | 90° | 120° | 150° | 180° | 210° | 240° |
| 1-2 | × | | | | | | | | | |
| 3-4 | | × | × | × | × | × | × | × | × | × |
| 5-6 | | | × | × | × | × | × | × | × | × |
| 7-8 | | | | × | × | × | × | × | × | × |
| 9-10 | | | | | × | × | × | × | × | × |
| 11-12 | | | | | | × | × | × | × | × |
| 13-14 | | | | | | | × | × | × | × |
| 15-16 | | | | | | | | × | × | × |
| 17-18 | | | | | | | | | × | × |
| 19-20 | | | | | | | | | | × |

| 型号 | LW39-16A-3OI-20-8/5 LW39-16B-3OI-20-8/5 LW39-16C-3OI-20-8/5 LW39-25-3OI-20-8/5 | | | | | | | | | |
|-------|---|----|-----|-----|-----|------|------|------|------|------|
| | 自动 | 0 | 1 | 2 | 3 | 4 | 5 | 6 | 7 | 8 |
| | 30° | 0° | 30° | 60° | 90° | 120° | 150° | 180° | 210° | 240° |
| 1-2 | × | | | | | | | | | |
| 3-4 | × | | | | | | | | | |
| 5-6 | | | × | × | × | × | × | × | × | × |
| 7-8 | | | | × | × | × | × | × | × | × |
| 9-10 | | | | | × | × | × | × | × | × |
| 11-12 | | | | | | × | × | × | × | × |
| 13-14 | | | | | | | × | × | × | × |
| 15-16 | | | | | | | | × | × | × |
| 17-18 | | | | | | | | | × | × |
| 19-20 | | | | | | | | | | × |

| 型号 | LW39-16A-3OG-224-9/6 LW39-16B-3OG-224-9/6 LW39-16C-3OG-224-9/6 LW39-25-3OG-224-9/6 | | | | | | | | |
|-------|---|----|-----|-----|-----|------|------|------|---|
| | 自动 | 0 | 1 | 2 | 3 | 4 | 5 | 6 | |
| | 30° | 0° | 30° | 60° | 90° | 120° | 150° | 180° | |
| 1-2 | | | × | × | × | × | × | × | × |
| 3-4 | | | × | × | × | × | × | × | × |
| 5-6 | × | × | | | | | | | |
| 7-8 | | × | × | × | × | × | × | × | × |
| 9-10 | × | | | | | | | | |
| 11-12 | | | × | × | × | × | × | × | × |
| 13-14 | | | | × | × | × | × | × | × |
| 15-16 | | | | | × | × | × | × | × |
| 17-18 | | | | | | × | × | × | × |
| 19-20 | | | | | | | × | × | × |
| 21-22 | | | | | | | | × | × |
| 23-24 | | | | | | | | | × |

| 型号 | LW39-16A-3OI-21-9/6 LW39-16B-3OI-21-9/6 LW39-16C-3OI-21-9/6 LW39-25-3OI-21-9/6 | | | | | | | | | |
|-------|---|----|-----|-----|-----|------|------|------|------|------|
| | 自动 | 0 | 1 | 2 | 3 | 4 | 5 | 6 | 7 | 8 |
| | 30° | 0° | 30° | 60° | 90° | 120° | 150° | 180° | 210° | 240° |
| 1-2 | | × | × | × | × | × | × | × | × | × |
| 3-4 | × | | | | | | | | | |
| 5-6 | × | | | | | | | | | |
| 7-8 | | | × | × | × | × | × | × | × | × |
| 9-10 | | | | × | × | × | × | × | × | × |
| 11-12 | | | | | × | × | × | × | × | × |
| 13-14 | | | | | | × | × | × | × | × |
| 15-16 | | | | | | | × | × | × | × |
| 17-18 | | | | | | | | × | × | × |
| 19-20 | | | | | | | | | × | × |
| 21-22 | | | | | | | | | | × |
| 23-24 | | | | | | | | | | |

| 型号 | LW39-16A-3OI-31-9/6 LW39-16B-3OI-31-9/6 LW39-16C-3OI-31-9/6 LW39-25-3OI-31-9/6 | | | | | | | | | |
|-------|---|----|-----|-----|-----|------|------|------|------|------|
| | 自动 | 0 | 1 | 2 | 3 | 4 | 5 | 6 | 7 | 8 |
| | 30° | 0° | 30° | 60° | 90° | 120° | 150° | 180° | 210° | 240° |
| 1-2 | | × | × | × | × | × | × | × | × | × |
| 3-4 | | | × | × | × | × | × | × | × | × |
| 5-6 | | | | × | × | × | × | × | × | × |
| 7-8 | | | | | × | × | × | × | × | × |
| 9-10 | | | | | | × | × | × | × | × |
| 11-12 | | | | | | | × | × | × | × |
| 13-14 | | | | | | | | × | × | × |
| 15-16 | | | | | | | | | × | × |
| 17-18 | | | | | | | | | | × |
| 19-20 | × | | | | | | | | | |
| 21-22 | × | | | | | | | | | |
| 23-24 | × | | | | | | | | | |

| 型号 | LW39-16A-3OI-224-B/7 LW39-16B-3OI-224-B/7 LW39-16C-3OI-224-B/7 LW39-25-3OI-224-B/7 | | | | | | | | | |
|-------|---|----|-----|-----|-----|------|------|------|------|------|
| | 自动 | 0 | 1 | 2 | 3 | 4 | 5 | 6 | 7 | 8 |
| | 30° | 0° | 30° | 60° | 90° | 120° | 150° | 180° | 210° | 240° |
| 1-2 | | | × | × | × | × | × | × | × | × |
| 3-4 | | | × | × | × | × | × | × | × | × |
| 5-6 | × | × | | | | | | | | |
| 7-8 | | × | × | × | × | × | × | × | × | × |
| 9-10 | × | | | | | | | | | |
| 11-12 | | | × | × | × | × | × | × | × | × |
| 13-14 | | | | × | × | × | × | × | × | × |
| 15-16 | | | | | × | × | × | × | × | × |
| 17-18 | | | | | | × | × | × | × | × |
| 19-20 | | | | | | | × | × | × | × |
| 21-22 | | | | | | | | × | × | × |
| 23-24 | | | | | | | | | × | × |
| 25-26 | | | | | | | | | | × |
| 27-28 | | | | | | | | | | |

电容器柜调节开关

◎ 电容器柜调节开关

| 型号 | LW39-16A-30K-20-A/6 LW39-16B-30K-20-A/6 LW39-16C-30K-20-A/6 LW39-25-30K-20-A/6 | | | | | | | | | | | | |
|-------|---|----|-----|-----|-----|------|------|------|------|------|------|------|----|
| | B38 | 自动 | 0 | 1 | 2 | 3 | 4 | 5 | 6 | 7 | 8 | 9 | 10 |
| | 30° | 0° | 30° | 60° | 90° | 120° | 150° | 180° | 210° | 240° | 270° | 300° | |
| 1-2 | | | × | × | × | × | × | × | × | × | × | × | × |
| 3-4 | | | | × | × | × | × | × | × | × | × | × | × |
| 5-6 | | | | | × | × | × | × | × | × | × | × | × |
| 7-8 | | | | | | × | × | × | × | × | × | × | × |
| 9-10 | | | | | | | × | × | × | × | × | × | × |
| 11-12 | | | | | | | | × | × | × | × | × | × |
| 13-14 | | | | | | | | | × | × | × | × | × |
| 15-16 | | | | | | | | | | × | × | × | × |
| 17-18 | | | | | | | | | | | × | × | × |
| 19-20 | | | | | | | | | | | | × | × |
| 21-22 | × | | | | | | | | | | | | |
| 23-24 | × | | | | | | | | | | | | |

| 型号 | LW39-16A-30K-21-AC/7 LW39-16B-30K-21-AC/7 LW39-16C-30K-21-AC/7 LW39-25-30K-21-AC/7 | | | | | | | | | | | | |
|-------|---|----|-----|-----|-----|------|------|------|------|------|------|------|----|
| | B38 | 自动 | 0 | 1 | 2 | 3 | 4 | 5 | 6 | 7 | 8 | 9 | 10 |
| | 30° | 0° | 30° | 60° | 90° | 120° | 150° | 180° | 210° | 240° | 270° | 300° | |
| 1-2 | | × | × | × | × | × | × | × | × | × | × | × | × |
| 3-4 | × | | | | | | | | | | | | |
| 5-6 | × | | | | | | | | | | | | |
| 7-8 | | | × | × | × | × | × | × | × | × | × | × | × |
| 9-10 | | | | × | × | × | × | × | × | × | × | × | × |
| 11-12 | | | | | × | × | × | × | × | × | × | × | × |
| 13-14 | | | | | | × | × | × | × | × | × | × | × |
| 15-16 | | | | | | | × | × | × | × | × | × | × |
| 17-18 | | | | | | | | × | × | × | × | × | × |
| 19-20 | | | | | | | | | × | × | × | × | × |
| 21-22 | | | | | | | | | | × | × | × | × |
| 23-24 | | | | | | | | | | | × | × | × |
| 25-26 | | | | | | | | | | | | × | × |
| 27-28 | | | | | | | | | | | | | × |

| 型号 | LW39-16A-30K-31-B/7 LW39-16B-30K-31-B/7 LW39-16C-30K-31-B/7 LW39-25-30K-31-B/7 | | | | | | | | | | | | |
|-------|---|----|-----|-----|-----|------|------|------|------|------|------|------|----|
| | B38 | 自动 | 0 | 1 | 2 | 3 | 4 | 5 | 6 | 7 | 8 | 9 | 10 |
| | 30° | 0° | 30° | 60° | 90° | 120° | 150° | 180° | 210° | 240° | 270° | 300° | |
| 1-2 | | × | × | × | × | × | × | × | × | × | × | × | × |
| 3-4 | × | | | | | | | | | | | | |
| 5-6 | × | | | | | | | | | | | | |
| 7-8 | × | | | | | | | | | | | | |
| 9-10 | | | × | × | × | × | × | × | × | × | × | × | × |
| 11-12 | | | | × | × | × | × | × | × | × | × | × | × |
| 13-14 | | | | | × | × | × | × | × | × | × | × | × |
| 15-16 | | | | | | × | × | × | × | × | × | × | × |
| 17-18 | | | | | | | × | × | × | × | × | × | × |
| 19-20 | | | | | | | | × | × | × | × | × | × |
| 21-22 | | | | | | | | | × | × | × | × | × |
| 23-24 | | | | | | | | | | × | × | × | × |
| 25-26 | | | | | | | | | | | × | × | × |
| 27-28 | | | | | | | | | | | | × | × |

◎ 电容器柜调节开关

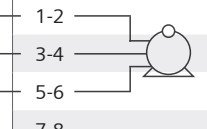
| 型号 | LW39-16A-30K-101-A/6 LW39-16B-30K-101-A/6 LW39-16C-30K-101-A/6 LW39-25-30K-101-A/6 | | | | | | | | | | | | |
|-------|---|-----------|---------|----------|----------|----------|-----------|-----------|-----------|-----------|-----------|-----------|------------|
| | B38 | 自动 30° | 0 0° | 1 30° | 2 60° | 3 90° | 4 120° | 5 150° | 6 180° | 7 210° | 8 240° | 9 270° | 10 300° |
| 1-2 | | × | | | | | | | | | | | |
| 3-4 | | | | × | × | × | × | × | × | × | × | × | × |
| 5-6 | | | | | × | × | × | × | × | × | × | × | × |
| 7-8 | | | | | | × | × | × | × | × | × | × | × |
| 9-10 | | | | | | | × | × | × | × | × | × | × |
| 11-12 | | | | | | | | × | × | × | × | × | × |
| 13-14 | | | | | | | | | × | × | × | × | × |
| 15-16 | | | | | | | | | | × | × | × | × |
| 17-18 | | | | | | | | | | | × | × | × |
| 19-20 | | | | | | | | | | | | × | × |
| 21-22 | | | | | | | | | | | | | × |
| 23-24 | | | | | | | | | | | | | |

| 型号 | LW39-16A-30K-102-B/6 LW39-16B-30K-102-B/6 LW39-16C-30K-102-B/6 LW39-25-30K-102-B/6 | | | | | | | | | | | | |
|-------|---|-----------|---------|----------|----------|----------|-----------|-----------|-----------|-----------|-----------|-----------|------------|
| | B38 | 自动 30° | 0 0° | 1 30° | 2 60° | 3 90° | 4 120° | 5 150° | 6 180° | 7 210° | 8 240° | 9 270° | 10 300° |
| 1-2 | | | | × | × | × | × | × | × | × | × | × | × |
| 3-4 | | × | | | | | | | | | | | |
| 5-6 | | | | × | × | × | × | × | × | × | × | × | × |
| 7-8 | | | | | × | × | × | × | × | × | × | × | × |
| 9-10 | | | | | | × | × | × | × | × | × | × | × |
| 11-12 | | | | | | | × | × | × | × | × | × | × |
| 13-14 | | | | | | | | × | × | × | × | × | × |
| 15-16 | | | | | | | | | × | × | × | × | × |
| 17-18 | | | | | | | | | | × | × | × | × |
| 19-20 | | | | | | | | | | | × | × | × |
| 21-22 | | | | | | | | | | | | × | × |
| 23-24 | | | | | | | | | | | | | × |

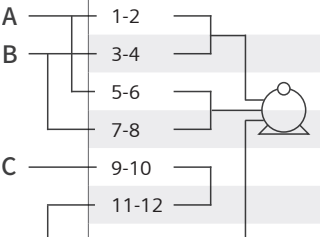
| 型号 | LW39-16A-30K-223-C/8 LW39-16B-30K-223-C/8 LW39-16C-30K-223-C/8 LW39-25-30K-223-C/8 | | | | | | | | | | | | |
|-------|---|-----------|---------|----------|----------|----------|-----------|-----------|-----------|-----------|-----------|-----------|------------|
| | B38 | 自动 30° | 0 0° | 1 30° | 2 60° | 3 90° | 4 120° | 5 150° | 6 180° | 7 210° | 8 240° | 9 270° | 10 300° |
| 1-2 | | | | × | × | × | × | × | × | × | × | × | × |
| 3-4 | | | | × | × | × | × | × | × | × | × | × | × |
| 5-6 | | × | × | | | | | | | | | | |
| 7-8 | | | × | | | | | | | | | | |
| 9-10 | | × | | | | | | | | | | | |
| 11-12 | | | | × | × | × | × | × | × | × | × | × | × |
| 13-14 | | | | | × | × | × | × | × | × | × | × | × |
| 15-16 | | | | | | × | × | × | × | × | × | × | × |
| 17-18 | | | | | | | × | × | × | × | × | × | × |
| 19-20 | | | | | | | | × | × | × | × | × | × |
| 21-22 | | | | | | | | | × | × | × | × | × |
| 23-24 | | | | | | | | | | × | × | × | × |
| 25-26 | | | | | | | | | | | × | × | × |
| 27-28 | | | | | | | | | | | | × | × |
| 29-30 | | | | | | | | | | | | | × |
| 31-32 | | | | | | | | | | | | | |

◎ 操作电动机开关的产品型号

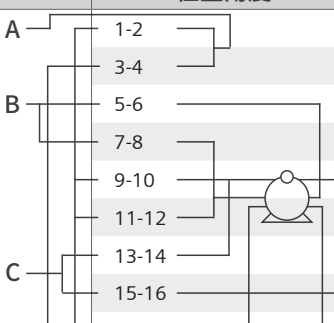
| 功能 | 直接起动, 运转中断开 | | |
|----|--|-----|-----|
| 型号 | LW39-63-Q15/2 LW39-25-Q5.5/2 LW39-16A-Q3/2 LW39-16B-Q3/2 LW39-16C-Q3/2 | | |
| 面板 | A28 | OFF | ON |
| | 位置角度 | 0° | 45° |
| A | 1-2 | | × |
| B | 3-4 | | × |
| C | 5-6 | | × |
| | 7-8 | | |



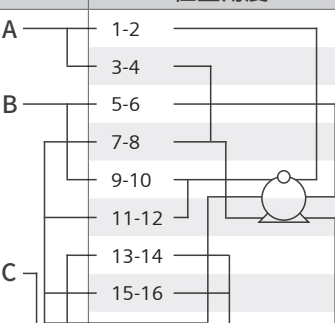
| 功能 | 起动、反接制动 反转、密接通断 | | | |
|----|---|------|----|-----|
| 型号 | LW39-63-N6/3 LW39-25-N4/3 LW39-16A-N1.2/3 LW39-16B-N1.2/3 LW39-16C-N1.2/3 | | | |
| 面板 | A4 B369 | 1 | 0 | 2 |
| | 位置角度 | -45° | 0° | 45° |
| A | 1-2 | | | × |
| B | 3-4 | × | | |
| | 5-6 | × | | |
| | 7-8 | | | × |
| C | 9-10 | × | | × |
| | 11-12 | × | | × |



| 功能 | 双速电动机起动和变速 | | | |
|----|--|------|----|-----|
| 型号 | LW39-63-S15/4 LW39-25-S5.5/4 LW39-16A-S3/4 LW39-16B-S3/4 LW39-16C-S3/4 | | | |
| 面板 | A4 B369 | 1 | 0 | 2 |
| | 位置角度 | -45° | 0° | 45° |
| A | 1-2 | × | | |
| | 3-4 | | | × |
| B | 5-6 | | | × |
| | 7-8 | × | | |
| | 9-10 | | | × |
| | 11-12 | | | × |
| C | 13-14 | × | | |
| | 15-16 | | | × |



| 功能 | 星三角起动 | | | |
|----|---|------|----|-----|
| 型号 | LW39-63-XS18.5/4 LW39-25-XS7.5/4 LW39-16A-XS2.2/4 LW39-16B-XS2.2/4 LW39-16C-XS2.2/4 | | | |
| 面板 | | 0 | Y | △ |
| | 位置角度 | -45° | 0° | 45° |
| A | 1-2 | | × | × |
| | 3-4 | | | × |
| B | 5-6 | | × | × |
| | 7-8 | | × | |
| | 9-10 | | | × |
| | 11-12 | | × | |
| C | 13-14 | | × | × |
| | 15-16 | | | × |



◎ 步进开关和调档开关（只适用于 LW39-25、LW39-16）

| 单极步进开关（2 到 5 档）有 0 位 | | | | | | | |
|----------------------|----|-----|-----|------|------|------|-------------------------|
| 位置角度 | 0° | 45° | 90° | 135° | 180° | 225° | 型号 |
| 面板内容 | 0 | 1 | 2 | 3 | 4 | 5 | |
| 1-2 | | × | | | | | |
| 3-4 | | | × | | | | LW39 - □ -4AC-011/1 |
| 5-6 | | | | × | | | LW39 - □ -4AD-0111J/2 |
| 7-8 | | | | | × | | LW39 - □ -4AE-01111J/2 |
| 9-10 | | | | | | × | LW39 - □ -4AF-011111J/3 |

| 单极步进开关（2 到 7 档）有 0 位 | | | | | | | | | |
|----------------------|----|-----|-----|------|------|------|------|------|-------------------------|
| 位置角度 | 0° | 45° | 90° | 135° | 180° | 225° | 270° | 315° | 型号 |
| 面板内容 | 0 | 1 | 2 | 3 | 4 | 5 | 6 | 7 | |
| 1-2 | | × | | | | | | | |
| 3-4 | | | × | | | | | | LW39 - □ -4AC-011/1 |
| 5-6 | | | | × | | | | | LW39 - □ -4AD-0111J/2 |
| 7-8 | | | | | × | | | | LW39 - □ -4AE-01111J/2 |
| 9-10 | | | | | | × | | | LW39 - □ -4AF-011111J/3 |
| 11-12 | | | | | | | × | | LW39 - □ -4AG-01×6J/3 |
| 13-14 | | | | | | | | × | LW39 - □ -4AO-01×7J/4 |

| 单极步进开关（2 到 11 档）有 0 位 | | | | | | | | | | | | | |
|-----------------------|----|-----|-----|-----|------|------|------|------|------|------|------|------|-------------------------|
| 位置角度 | 0° | 30° | 60° | 90° | 120° | 150° | 180° | 210° | 240° | 270° | 300° | 330° | 型号 |
| 面板内容 | 0 | 1 | 2 | 3 | 4 | 5 | 6 | 7 | 8 | 9 | 10 | 11 | |
| 1-2 | | × | | | | | | | | | | | |
| 3-4 | | | × | | | | | | | | | | LW39 - □ -3AC-011/1 |
| 5-6 | | | | × | | | | | | | | | LW39 - □ -3AD-0111J/2 |
| 7-8 | | | | | × | | | | | | | | LW39 - □ -3AE-01111J/2 |
| 9-10 | | | | | | × | | | | | | | LW39 - □ -3AF-011111J/3 |
| 11-12 | | | | | | | × | | | | | | LW39 - □ -3AG-01×6J/3 |
| 13-14 | | | | | | | | × | | | | | LW39 - □ -3AH-01×7J/4 |
| 15-16 | | | | | | | | | × | | | | LW39 - □ -3AI-01×8J/4 |
| 17-18 | | | | | | | | | | × | | | LW39 - □ -3AJ-01×9J/5 |
| 19-20 | | | | | | | | | | | × | | LW39 - □ -3AK-01×AJ/5 |
| 21-22 | | | | | | | | | | | | × | LW39 - □ -3AO-01×BJ/6 |

◎ 步进开关和调档开关（只适用于 LW39-25、LW39-16）

单极步进开关（2 到 5 档）无 0 位

| 位置角度 | 0° | 45° | 90° | 135° | 180° | 型号 |
|------|----|-----|-----|------|------|------------------------|
| 面板内容 | 1 | 2 | 3 | 4 | 5 | |
| 1-2 | × | | | | | |
| 3-4 | | × | | | | LW39 - □ -4AB-11/1 |
| 5-6 | | | × | | | LW39 - □ -4AC-111J/2 |
| 7-8 | | | | × | | LW39 - □ -4AD-1111J/2 |
| 9-10 | | | | | × | LW39 - □ -4AE-11111J/3 |

单极步进开关（2 到 8 档）无 0 位

| 位置角度 | 0° | 45° | 90° | 135° | 180° | 225° | 270° | 315° | 型号 |
|-------|----|-----|-----|------|------|------|------|------|------------------------|
| 面板内容 | 1 | 2 | 3 | 4 | 5 | 6 | 7 | 8 | |
| 1-2 | × | | | | | | | | |
| 3-4 | | × | | | | | | | LW39 - □ -4AB-11/1 |
| 5-6 | | | × | | | | | | LW39 - □ -4AC-111J/2 |
| 7-8 | | | | × | | | | | LW39 - □ -4AD-1111J/2 |
| 9-10 | | | | | × | | | | LW39 - □ -4AE-11111J/3 |
| 11-12 | | | | | | × | | | LW39 - □ -4AF-1×6J/3 |
| 13-14 | | | | | | | × | | LW39 - □ -4AG-1×7J/4 |
| 15-16 | | | | | | | | × | LW39 - □ -4AO-1×8J/4 |

单极步进开关（2 到 12 档）无 0 位

| 位置角度 | 0° | 30° | 60° | 90° | 120° | 150° | 180° | 210° | 240° | 270° | 300° | 330° | 型号 |
|-------|----|-----|-----|-----|------|------|------|------|------|------|------|------|------------------------|
| 面板内容 | 1 | 2 | 3 | 4 | 5 | 6 | 7 | 8 | 9 | 10 | 11 | 12 | |
| 1-2 | × | | | | | | | | | | | | |
| 3-4 | | × | | | | | | | | | | | LW39 - □ -3AB-11/1 |
| 5-6 | | | × | | | | | | | | | | LW39 - □ -3AC-111J/2 |
| 7-8 | | | | × | | | | | | | | | LW39 - □ -3AD-1111J/2 |
| 9-10 | | | | | × | | | | | | | | LW39 - □ -3AE-11111J/3 |
| 11-12 | | | | | | × | | | | | | | LW39 - □ -3AF-1×6J/3 |
| 13-14 | | | | | | | × | | | | | | LW39 - □ -3AG-1×7J/4 |
| 15-16 | | | | | | | | × | | | | | LW39 - □ -3AH-1×8J/4 |
| 17-18 | | | | | | | | | × | | | | LW39 - □ -3AI-1×9J/5 |
| 19-20 | | | | | | | | | | × | | | LW39 - □ -3AJ-1×AJ/5 |
| 21-22 | | | | | | | | | | | × | | LW39 - □ -3AK-1×BJ/6 |
| 23-24 | | | | | | | | | | | | × | LW39 - □ -3AO-1×CJ/6 |

◎ 步进开关和调档开关（只适用于 LW39-25、LW39-16）

| 2 极步进开关（2 到 5 档）有 0 位 | | | | | | | 型号 |
|-----------------------|----|-----|-----|------|------|------|-------------------------|
| 位置角度 | 0° | 45° | 90° | 135° | 180° | 225° | |
| 面板内容 | 0 | 1 | 2 | 3 | 4 | 5 | |
| 1-2 | | × | | | | | LW39 - □ -4AC-022J/2 |
| 3-4 | | × | | | | | |
| 5-6 | | | × | | | | LW39 - □ -4AD-0222J/3 |
| 7-8 | | | × | | | | |
| 9-10 | | | | × | | | LW39 - □ -4AE-02222J/4 |
| 11-12 | | | | × | | | |
| 13-14 | | | | | × | | LW39 - □ -4AF-022222J/5 |
| 15-16 | | | | | × | | |
| 17-18 | | | | | | × | LW39 - □ -4AF-022222J/5 |
| 19-20 | | | | | | × | |

| 2 极步进开关（2 到 5 档）无 0 位 | | | | | | 型号 |
|-----------------------|----|-----|-----|------|------|------------------------|
| 位置角度 | 0° | 45° | 90° | 135° | 180° | |
| 面板内容 | 1 | 2 | 3 | 4 | 5 | |
| 1-2 | × | | | | | LW39 - □ -4AB-22J/2 |
| 3-4 | × | | | | | |
| 5-6 | | × | | | | LW39 - □ -4AC-222J/3 |
| 7-8 | | × | | | | |
| 9-10 | | | × | | | LW39 - □ -4AD-2222J/4 |
| 11-12 | | | × | | | |
| 13-14 | | | | × | | LW39 - □ -4AE-22222J/5 |
| 15-16 | | | | × | | |
| 17-18 | | | | | × | LW39 - □ -4AE-22222J/5 |
| 19-20 | | | | | × | |

| 3 极步进开关（2 档）有 0 位 | | | | 型号 |
|-------------------|----|-----|-----|----------------------|
| 位置角度 | 0° | 45° | 90° | |
| 面板内容 | 0 | 1 | 2 | |
| 1-2 | | × | | LW39 - □ -4AC-033J/3 |
| 3-4 | | × | | |
| 5-6 | | | × | LW39 - □ -4AC-033J/3 |
| 7-8 | | | × | |
| 9-10 | | × | | LW39 - □ -4AC-033J/3 |
| 11-12 | | | × | |

| 3 极步进开关（3 档）有 0 位 | | | | | 型号 |
|-------------------|----|-----|-----|------|-----------------------|
| 位置角度 | 0° | 45° | 90° | 135° | |
| 面板内容 | 0 | 1 | 2 | 3 | |
| 1-2 | | × | | | LW39 - □ -4AD-0333J/5 |
| 3-4 | | × | | | |
| 5-6 | | | × | | LW39 - □ -4AD-0333J/5 |
| 7-8 | | | × | | |
| 9-10 | | | | × | LW39 - □ -4AD-0333J/5 |
| 11-12 | | | | × | |
| 13-14 | | × | | | LW39 - □ -4AD-0333J/5 |
| 15-16 | | | × | | |
| 17-18 | | | | × | LW39 - □ -4AD-0333J/5 |
| | | | | × | |

| 3 极步进开关（4 档）有 0 位 | | | | | | 型号 |
|-------------------|----|-----|-----|------|------|------------------------|
| 位置角度 | 0° | 45° | 90° | 135° | 180° | |
| 面板内容 | 0 | 1 | 2 | 3 | 4 | |
| 1-2 | | × | | | | LW39 - □ -4AE-03333J/6 |
| 3-4 | | × | | | | |
| 5-6 | | | × | | | LW39 - □ -4AE-03333J/6 |
| 7-8 | | | × | | | |
| 9-10 | | | | × | | LW39 - □ -4AE-03333J/6 |
| 11-12 | | | | × | | |
| 13-14 | | | | | × | LW39 - □ -4AE-03333J/6 |
| 15-16 | | | | | × | |
| 17-18 | | × | | | | LW39 - □ -4AE-03333J/6 |
| 19-20 | | | × | | | |
| 21-22 | | | | × | | LW39 - □ -4AE-03333J/6 |
| 23-24 | | | | × | | |

◎ 步进开关和调档开关（只适用于 LW39-25、LW39-16）

| 3 极步进开关 (5 档) 有 0 位 | | | | | | | 型号 |
|---------------------|----|-----|-----|------|------|------|-------------------------|
| 位置角度 | 0° | 45° | 90° | 135° | 180° | 225° | |
| 面板内容 | 0 | 1 | 2 | 3 | 4 | 5 | |
| 1-2 | | × | | | | | |
| 3-4 | | × | | | | | |
| 5-6 | | | × | | | | |
| 7-8 | | | × | | | | |
| 9-10 | | | | × | | | |
| 11-12 | | | | × | | | |
| 13-14 | | | | | × | | |
| 15-16 | | | | | × | | |
| 17-18 | | | | | | × | |
| 19-20 | | | | | | × | |
| 21-22 | | × | | | | | |
| 23-24 | | | × | | | | |
| 25-26 | | | | × | | | |
| 27-28 | | | | | × | | |
| 29-30 | | | | | | × | LW39 - □ -4AF-033333J/8 |

| 3 极步进开关 (6 档) 有 0 位 | | | | | | | | 型号 |
|---------------------|----|-----|-----|------|------|------|------|-------------------------|
| 位置角度 | 0° | 45° | 90° | 135° | 180° | 225° | 270° | |
| 面板内容 | 0 | 1 | 2 | 3 | 4 | 5 | 6 | |
| 1-2 | | × | | | | | | |
| 3-4 | | × | | | | | | |
| 5-6 | | | × | | | | | |
| 7-8 | | | × | | | | | |
| 9-10 | | | | × | | | | |
| 11-12 | | | | × | | | | |
| 13-14 | | | | | × | | | |
| 15-16 | | | | | × | | | |
| 17-18 | | | | | | × | | |
| 19-20 | | | | | | × | | |
| 21-22 | | | | | | | × | |
| 23-24 | | | | | | | × | |
| 25-26 | | × | | | | | | |
| 27-28 | | | × | | | | | |
| 29-30 | | | | × | | | | |
| 31-32 | | | | | × | | | |
| 33-34 | | | | | | × | | |
| 35-36 | | | | | | | × | LW39 - □ -4AG-033333J/9 |

◎ 步进开关和调档开关（只适用于 LW39-25、LW39-16）

| 3 极步进开关（2 档）无 0 位 | | | |
|-------------------|----|-----|---------------------|
| 位置角度 | 0° | 45° | 型号 |
| 面板内容 | 1 | 2 | |
| 1-2 | × | | LW39 - □ -4AB-33J/3 |
| 3-4 | × | | |
| 5-6 | | × | |
| 7-8 | | × | |
| 9-10 | × | | |
| 11-12 | | × | |

| 3 极步进开关（3 档）无 0 位 | | | | |
|-------------------|----|-----|-----|----------------------|
| 位置角度 | 0° | 45° | 90° | 型号 |
| 面板内容 | 1 | 2 | 3 | |
| 1-2 | × | | | LW39 - □ -4AC-333J/5 |
| 3-4 | × | | | |
| 5-6 | | × | | |
| 7-8 | | × | | |
| 9-10 | | | × | |
| 11-12 | | | × | |
| 13-14 | × | | | |
| 15-16 | | × | | |
| 17-18 | | | × | |

| 3 极步进开关（4 档）无 0 位 | | | | | |
|-------------------|----|-----|-----|------|-----------------------|
| 位置角度 | 0° | 45° | 90° | 135° | 型号 |
| 面板内容 | 1 | 2 | 3 | 4 | |
| 1-2 | × | | | | LW39 - □ -4AD-3333J/6 |
| 3-4 | × | | | | |
| 5-6 | | × | | | |
| 7-8 | | × | | | |
| 9-10 | | | × | | |
| 11-12 | | | × | | |
| 13-14 | | | | × | |
| 15-16 | | | | × | |
| 17-18 | × | | | | |
| 19-20 | | × | | | |
| 21-22 | | | × | | |
| 23-24 | | | | × | |

| 3 极步进开关（5 档）无 0 位 | | | | | | |
|-------------------|----|-----|-----|------|------|------------------------|
| 位置角度 | 0° | 45° | 90° | 135° | 180° | 型号 |
| 面板内容 | 1 | 2 | 3 | 4 | 5 | |
| 1-2 | × | | | | | LW39 - □ -4AE-33333J/8 |
| 3-4 | × | | | | | |
| 5-6 | | × | | | | |
| 7-8 | | × | | | | |
| 9-10 | | | × | | | |
| 11-12 | | | × | | | |
| 13-14 | | | | × | | |
| 15-16 | | | | × | | |
| 17-18 | | | | | × | |
| 19-20 | | | | | × | |
| 21-22 | × | | | | | |
| 23-24 | | × | | | | |
| 25-26 | | | × | | | |
| 27-28 | | | | × | | |
| 29-30 | | | | | × | |

| 3 极步进开关（6 档）无 0 位 | | | | | | | |
|-------------------|----|-----|-----|------|------|------|-------------------------|
| 位置角度 | 0° | 45° | 90° | 135° | 180° | 225° | 型号 |
| 面板内容 | 1 | 2 | 3 | 4 | 5 | 6 | |
| 1-2 | × | | | | | | LW39 - □ -4AF-333333J/9 |
| 3-4 | × | | | | | | |
| 5-6 | | × | | | | | |
| 7-8 | | × | | | | | |
| 9-10 | | | × | | | | |
| 11-12 | | | × | | | | |
| 13-14 | | | | × | | | |
| 15-16 | | | | × | | | |
| 17-18 | | | | | × | | |
| 19-20 | | | | | × | | |
| 21-22 | | | | | | × | |
| 23-24 | | | | | | × | |
| 25-26 | × | | | | | | |
| 27-28 | | × | | | | | |
| 29-30 | | | × | | | | |
| 31-32 | | | | × | | | |
| 33-34 | | | | | × | | |
| 35-36 | | | | | | × | |

步进开关和调档开关

◎ 步进开关和调档开关（只适用于 LW39-25、LW39-16）

4 极步进开关（2 档）有 0 位

| 位置角度 | 0° | 45° | 90° | 型号 |
|-------|----|-----|-----|----------------------|
| 面板内容 | 0 | 1 | 2 | |
| 1-2 | | × | | LW39 - □ -4AC-044J/4 |
| 3-4 | | × | | |
| 5-6 | | | × | |
| 7-8 | | | × | |
| 9-10 | | × | | |
| 11-12 | | × | | |
| 13-14 | | | × | |
| 15-16 | | | × | |

4 极步进开关（3 档）有 0 位

| 位置角度 | 0° | 45° | 90° | 135° | 型号 |
|-------|----|-----|-----|------|-----------------------|
| 面板内容 | 0 | 1 | 2 | 3 | |
| 1-2 | | × | | | LW39 - □ -4AD-0444J/6 |
| 3-4 | | × | | | |
| 5-6 | | | × | | |
| 7-8 | | | × | | |
| 9-10 | | | | × | |
| 11-12 | | | | × | |
| 13-14 | | × | | | |
| 15-16 | | × | | | |
| 17-18 | | | × | | |
| 19-20 | | | × | | |
| 21-22 | | | | × | |
| 23-24 | | | | × | |

4 极步进开关（4 档）有 0 位

| 位置角度 | 0° | 45° | 90° | 135° | 180° | 型号 |
|-------|----|-----|-----|------|------|------------------------|
| 面板内容 | 0 | 1 | 2 | 3 | 4 | |
| 1-2 | | × | | | | LW39 - □ -4AE-04444J/8 |
| 3-4 | | × | | | | |
| 5-6 | | | × | | | |
| 7-8 | | | × | | | |
| 9-10 | | | | × | | |
| 11-12 | | | | × | | |
| 13-14 | | | | | × | |
| 15-16 | | | | | × | |
| 17-18 | | × | | | | |
| 19-20 | | × | | | | |
| 21-22 | | | × | | | |
| 23-24 | | | × | | | |
| 25-26 | | | | × | | |
| 27-28 | | | | × | | |
| 29-30 | | | | | × | |
| 31-32 | | | | | × | |

4 极步进开关（5 档）有 0 位

| 位置角度 | 0° | 45° | 90° | 135° | 180° | 225° | 型号 |
|-------|----|-----|-----|------|------|------|--------------------------|
| 面板内容 | 0 | 1 | 2 | 3 | 4 | 5 | |
| 1-2 | | × | | | | | LW39 - □ -4AF-044444J/10 |
| 3-4 | | × | | | | | |
| 5-6 | | | × | | | | |
| 7-8 | | | × | | | | |
| 9-10 | | | | × | | | |
| 11-12 | | | | × | | | |
| 13-14 | | | | | × | | |
| 15-16 | | | | | × | | |
| 17-18 | | | | | | × | |
| 19-20 | | | | | | × | |
| 21-22 | | × | | | | | |
| 23-24 | | × | | | | | |
| 25-26 | | | × | | | | |
| 27-28 | | | × | | | | |
| 29-30 | | | | × | | | |
| 31-32 | | | | × | | | |
| 33-34 | | | | | × | | |
| 35-36 | | | | | × | | |
| 37-38 | | | | | | × | |
| 39-40 | | | | | | × | |

◎ 步进开关和调档开关（只适用于 LW39-25、LW39-16）

| 4 极步进开关（2 档）无 0 位 | | | |
|-------------------|----|-----|---------------------|
| 位置角度 | 0° | 45° | 型号 |
| 面板内容 | 1 | 2 | |
| 1-2 | × | | LW39 - □ -4AB-44J/4 |
| 3-4 | × | | |
| 5-6 | | × | |
| 7-8 | | × | |
| 9-10 | × | | |
| 11-12 | × | | |
| 13-14 | | × | |
| 15-16 | | × | |

| 4 极步进开关（3 档）无 0 位 | | | | |
|-------------------|----|-----|-----|----------------------|
| 位置角度 | 0° | 45° | 90° | 型号 |
| 面板内容 | 1 | 2 | 3 | |
| 1-2 | × | | | LW39 - □ -4AC-444J/6 |
| 3-4 | × | | | |
| 5-6 | | × | | |
| 7-8 | | × | | |
| 9-10 | | | × | |
| 11-12 | | | × | |
| 13-14 | × | | | |
| 15-16 | × | | | |
| 17-18 | | × | | |
| 19-20 | | × | | |
| 21-22 | | | × | |
| 23-24 | | | × | |

| 4 极步进开关（4 档）无 0 位 | | | | | |
|-------------------|----|-----|-----|------|-----------------------|
| 位置角度 | 0° | 45° | 90° | 135° | 型号 |
| 面板内容 | 1 | 2 | 3 | 4 | |
| 1-2 | × | | | | LW39 - □ -4AD-4444J/8 |
| 3-4 | × | | | | |
| 5-6 | | × | | | |
| 7-8 | | × | | | |
| 9-10 | | | × | | |
| 11-12 | | | × | | |
| 13-14 | | | | × | |
| 15-16 | | | | × | |
| 17-18 | × | | | | |
| 19-20 | × | | | | |
| 21-22 | | × | | | |
| 23-24 | | × | | | |
| 25-26 | | | × | | |
| 27-28 | | | × | | |
| 29-30 | | | | × | |
| 31-32 | | | | × | |

| 4 极步进开关（5 档）无 0 位 | | | | | | |
|-------------------|----|-----|-----|------|------|-------------------------|
| 位置角度 | 0° | 45° | 90° | 135° | 180° | 型号 |
| 面板内容 | 1 | 2 | 3 | 4 | 5 | |
| 1-2 | × | | | | | LW39 - □ -4AE-44444J/10 |
| 3-4 | × | | | | | |
| 5-6 | | × | | | | |
| 7-8 | | × | | | | |
| 9-10 | | | × | | | |
| 11-12 | | | × | | | |
| 13-14 | | | | × | | |
| 15-16 | | | | × | | |
| 17-18 | | | | | × | |
| 19-20 | | | | | × | |
| 21-22 | × | | | | | |
| 23-24 | × | | | | | |
| 25-26 | | × | | | | |
| 27-28 | | × | | | | |
| 29-30 | | | × | | | |
| 31-32 | | | × | | | |
| 33-34 | | | | × | | |
| 35-36 | | | | × | | |
| 37-38 | | | | | × | |
| 39-40 | | | | | × | |

步进开关和调档开关

◎ 步进开关和调档开关（只适用于 LW39-25、LW39-16）

| 调档开关 有 0 位 | | | | | | | | | | | | 型号 |
|------------|-----|-----|-----|-----|------|------|------|------|------|------|------|-----------------------|
| 位置角度 | 0° | 30° | 60° | 90° | 120° | 150° | 180° | 210° | 240° | 270° | 300° | |
| 面板内容 | OFF | 1 | 2 | 3 | 4 | 5 | 6 | 7 | 8 | 9 | 10 | |
| 1-2 | | × | | | | | | | | | | |
| 3-4 | | | × | × | × | | | | | | | |
| 5-6 | | | | | | × | × | × | | | | |
| 7-8 | | | | | | | | | × | × | × | |
| 9-10 | | × | × | | | | | | | | | |
| 11-12 | | | | × | × | × | | | | | | |
| 13-14 | | | | | | | × | × | × | | | |
| 15-16 | | | | | | | | | | × | × | |
| 17-18 | | × | × | × | | | | | | | | |
| 19-20 | | | | | × | × | × | | | | | |
| 21-22 | | | | | | | | × | × | × | | |
| 23-24 | | | | | | | | | | | × | LW39 - □ -3AK-03×AJ/6 |

| 调档开关 无 0 位 | | | | | | | | | | | 型号 |
|------------|----|-----|-----|-----|------|------|------|------|------|------|----------------------|
| 位置角度 | 0° | 30° | 60° | 90° | 120° | 150° | 180° | 210° | 240° | 270° | |
| 面板内容 | 1 | 2 | 3 | 4 | 5 | 6 | 7 | 8 | 9 | 10 | |
| 1-2 | × | | | | | | | | | | |
| 3-4 | | × | × | × | | | | | | | |
| 5-6 | | | | | × | × | × | | | | |
| 7-8 | | | | | | | | × | × | × | |
| 9-10 | × | × | | | | | | | | | |
| 11-12 | | | × | × | × | | | | | | |
| 13-14 | | | | | | × | × | × | | | |
| 15-16 | | | | | | | | | × | × | |
| 17-18 | × | × | × | | | | | | | | |
| 19-20 | | | | × | × | × | | | | | |
| 21-22 | | | | | | | × | × | × | | |
| 23-24 | | | | | | | | | | × | LW39 - □ -3AJ-3×AJ/6 |

接点代码表

◎ 分合闸开关（只适用于 LW39-25、LW39-16A）

| 接点代码 | BC0022/1 | | |
|---------|----------|---|---|
| 2-16 编码 | 0/0/3/3 | | |
| 面板刻字 | 0 | 1 | 2 |
| 1-2 | | × | × |
| 3-4 | | × | × |

| 接点代码 | BC1111/1 | | |
|---------|----------|---|---|
| 2-16 编码 | 1/1/2/2 | | |
| 面板刻字 | 1 | 2 | 3 |
| 1-2 | × | × | |
| 3-4 | | × | × |

| 接点代码 | BC0133/2 | | |
|---------|----------|---|---|
| 2-16 编码 | 0/2/E/D | | |
| 面板刻字 | 0 | 1 | 2 |
| 1-2 | | | × |
| 3-4 | × | × | |
| 5-6 | | × | × |
| 7-8 | | × | × |

| 接点代码 | BC2112/2 | | |
|---------|----------|---|---|
| 2-16 编码 | 6/4/8/9 | | |
| 面板刻字 | 1 | 2 | 3 |
| 1-2 | | | × |
| 3-4 | × | | |
| 5-6 | × | × | |
| 7-8 | | × | × |

| 接点代码 | BC2222/2 | | |
|---------|----------|---|---|
| 2-16 编码 | C/C/3/3 | | |
| 面板刻字 | 1 | 2 | 3 |
| 1-2 | | | × |
| 3-4 | | | × |
| 5-6 | × | × | |
| 7-8 | × | × | |

| 接点代码 | BC3311/2 | | |
|---------|----------|---|---|
| 2-16 编码 | E/E/1/1 | | |
| 面板刻字 | 1 | 2 | 3 |
| 1-2 | | | × |
| 3-4 | × | × | |
| 5-6 | × | × | |
| 7-8 | × | × | |

| 接点代码 | BC0144/3 | | |
|---------|-------------|---|---|
| 2-16 编码 | 00/40/71/B1 | | |
| 面板刻字 | 0 | 1 | 2 |
| 1-2 | | | × |
| 3-4 | | | × |
| 5-6 | | × | × |
| 7-8 | | | × |
| 9-10 | | × | × |
| 11-12 | | | |

| 接点代码 | BC0244/3 | | |
|---------|-------------|---|---|
| 2-16 编码 | 00/C0/F0/33 | | |
| 面板刻字 | 0 | 1 | 2 |
| 1-2 | | | × |
| 3-4 | | | × |
| 5-6 | | × | × |
| 7-8 | | × | × |
| 9-10 | | | × |
| 11-12 | | | × |

| 接点代码 | BC0264/3 | | |
|---------|-------------|---|---|
| 2-16 编码 | 00/03/F3/F0 | | |
| 面板刻字 | 0 | 1 | 2 |
| 1-2 | | | × |
| 3-4 | | | × |
| 5-6 | | × | × |
| 7-8 | | × | × |
| 9-10 | | × | × |
| 11-12 | | × | × |

| 接点代码 | BC2013/3 | | |
|---------|-------------|---|---|
| 2-16 编码 | 60/00/01/51 | | |
| 面板刻字 | 1 | 2 | 3 |
| 1-2 | | | × |
| 3-4 | | | |
| 5-6 | × | | × |
| 7-8 | × | | |
| 9-10 | | | × |
| 11-12 | | | |

| 接点代码 | BC3113/3 | | |
|---------|-------------|---|---|
| 2-16 编码 | A2/02/01/51 | | |
| 面板刻字 | 1 | 2 | 3 |
| 1-2 | | | × |
| 3-4 | × | | |
| 5-6 | | | × |
| 7-8 | × | | |
| 9-10 | | | × |
| 11-12 | × | × | |

| 接点代码 | BC1243/3 | | |
|---------|-------------|---|---|
| 2-16 编码 | 01/82/B2/70 | | |
| 面板刻字 | 1 | 2 | 3 |
| 1-2 | | | × |
| 3-4 | | | × |
| 5-6 | | | × |
| 7-8 | | × | × |
| 9-10 | × | | |
| 11-12 | | × | × |

| 接点代码 | BC1243A/3 | | |
|---------|-------------|---|---|
| 2-16 编码 | 10/C0/C3/23 | | |
| 面板刻字 | 1 | 2 | 3 |
| 1-2 | × | | |
| 3-4 | | | × |
| 5-6 | | × | × |
| 7-8 | | × | × |
| 9-10 | | | × |
| 11-12 | | | × |

| 接点代码 | BC2024/3 | | |
|---------|-------------|---|---|
| 2-16 编码 | 03/00/30/F0 | | |
| 面板刻字 | 1 | 2 | 3 |
| 1-2 | | | × |
| 3-4 | | | × |
| 5-6 | | | × |
| 7-8 | | | × |
| 9-10 | × | | |
| 11-12 | × | | |

| 接点代码 | BC3223/3 | | |
|---------|-------------|---|---|
| 2-16 编码 | 83/03/30/70 | | |
| 面板刻字 | 1 | 2 | 3 |
| 1-2 | | | × |
| 3-4 | | | × |
| 5-6 | | | × |
| 7-8 | × | | |
| 9-10 | × | × | |
| 11-12 | × | × | |

| 接点代码 | BC2134/3 | | |
|---------|-------------|---|---|
| 2-16 编码 | 81/40/70/B2 | | |
| 面板刻字 | 1 | 2 | 3 |
| 1-2 | | | × |
| 3-4 | | | × |
| 5-6 | | × | × |
| 7-8 | × | | × |
| 9-10 | × | | |
| 11-12 | | | × |

| 接点代码 | BC1353/3 | | |
|---------|-------------|---|---|
| 2-16 编码 | 20/E0/D3/13 | | |
| 面板刻字 | 1 | 2 | 3 |
| 1-2 | | | × |
| 3-4 | × | × | |
| 5-6 | | × | × |
| 7-8 | | × | × |
| 9-10 | | | × |
| 11-12 | | | × |

| 接点代码 | BC1355/4 | | |
|---------|-------------|---|---|
| 2-16 编码 | 04/C4/F8/3B | | |
| 面板刻字 | 1 | 2 | 3 |
| 1-2 | | | × |
| 3-4 | | | × |
| 5-6 | | × | × |
| 7-8 | | × | × |
| 9-10 | | | × |
| 11-12 | | | × |
| 13-14 | × | × | |
| 15-16 | | | × |

| 接点代码 | BC2246/4 | | |
|---------|-------------|---|---|
| 2-16 编码 | 48/48/87/B7 | | |
| 面板刻字 | 1 | 2 | 3 |
| 1-2 | | | × |
| 3-4 | | | × |
| 5-6 | × | × | |
| 7-8 | | | × |
| 9-10 | | | × |
| 11-12 | | | × |
| 13-14 | | | × |
| 15-16 | × | × | |

| 接点代码 | BC3333/4 | | |
|---------|-------------|---|---|
| 2-16 编码 | 34/07/0B/68 | | |
| 面板刻字 | 1 | 2 | 3 |
| 1-2 | × | | |
| 3-4 | × | | × |
| 5-6 | | | × |
| 7-8 | | | |
| 9-10 | | × | × |
| 11-12 | | × | × |
| 13-14 | × | × | |
| 15-16 | | | × |

◎ 分合闸开关（只适用于 LW39-25、LW39-16A）

| 接点代码 | BC2244/4 | | |
|---------|-------------|---|---|
| 2-16 编码 | 0C/C0/F0/33 | | |
| 面板刻字 | 1 | 2 | 3 |
| 1-2 | | × | × |
| 3-4 | | × | × |
| 5-6 | × | × | |
| 7-8 | × | × | |
| 9-10 | | | × |
| 11-12 | | | × |
| 13-14 | × | | |
| 15-16 | × | | |

| 接点代码 | BC2464/4 | | |
|---------|-------------|---|---|
| 2-16 编码 | 0C/CC/F3/33 | | |
| 面板刻字 | 1 | 2 | 3 |
| 1-2 | | × | × |
| 3-4 | | × | × |
| 5-6 | | × | × |
| 7-8 | | × | × |
| 9-10 | | × | × |
| 11-12 | | × | × |
| 13-14 | × | × | |
| 15-16 | × | × | |

| 接点代码 | BC4026/4 | | |
|---------|-------------|---|---|
| 2-16 编码 | C3/00/0C/3F | | |
| 面板刻字 | 1 | 2 | 3 |
| 1-2 | | | × |
| 3-4 | | | × |
| 5-6 | × | | |
| 7-8 | × | | |
| 9-10 | × | | × |
| 11-12 | × | | × |
| 13-14 | | × | × |
| 15-16 | | × | × |

| 接点代码 | BC2245/4 | | |
|---------|-------------|---|---|
| 2-16 编码 | 81/30/3C/CE | | |
| 面板刻字 | 1 | 2 | 3 |
| 1-2 | | × | × |
| 3-4 | | × | × |
| 5-6 | | | × |
| 7-8 | × | | × |
| 9-10 | × | | |
| 11-12 | | | × |
| 13-14 | | × | × |
| 15-16 | | × | × |

| 接点代码 | BC3244 | | |
|---------|-------------|---|---|
| 2-16 编码 | 4C/42/B2/B1 | | |
| 面板刻字 | 1 | 2 | 3 |
| 1-2 | | × | × |
| 3-4 | | × | × |
| 5-6 | × | × | |
| 7-8 | | × | × |
| 9-10 | | | × |
| 11-12 | | × | × |
| 13-14 | × | | |
| 15-16 | × | | |

| 接点代码 | BC4224/4 | | |
|---------|-------------|---|---|
| 2-16 编码 | 2B/03/C0/D4 | | |
| 面板刻字 | 1 | 2 | 3 |
| 1-2 | | | × |
| 3-4 | × | | |
| 5-6 | | × | × |
| 7-8 | | × | × |
| 9-10 | × | × | |
| 11-12 | × | × | |
| 13-14 | | | × |
| 15-16 | × | | |

| 接点代码 | BC4422/4 | | |
|---------|-------------|---|---|
| 2-16 编码 | 3C/CC/C0/03 | | |
| 面板刻字 | 1 | 2 | 3 |
| 1-2 | × | | |
| 3-4 | × | | |
| 5-6 | | × | × |
| 7-8 | | × | × |
| 9-10 | | | × |
| 11-12 | | | × |
| 13-14 | × | × | |
| 15-16 | × | × | |

| 接点代码 | BC4444/4 | | |
|---------|-------------|---|---|
| 2-16 编码 | 59/55/A6/AA | | |
| 面板刻字 | 1 | 2 | 3 |
| 1-2 | × | × | |
| 3-4 | | | × |
| 5-6 | × | × | |
| 7-8 | | × | × |
| 9-10 | × | × | |
| 11-12 | | × | × |
| 13-14 | | × | × |
| 15-16 | × | | × |

| 接点代码 | BC3344/5 | | |
|---------|-----------------|---|---|
| 2-16 编码 | 910/450/461/621 | | |
| 面板刻字 | 1 | 2 | 3 |
| 1-2 | × | | |
| 3-4 | | | × |
| 5-6 | | × | × |
| 7-8 | × | | |
| 9-10 | × | × | |
| 11-12 | | | × |
| 13-14 | | × | × |
| 15-16 | | | |
| 17-18 | | × | × |
| 19-20 | | | |

◎ 二档开关

| | |
|---------|------|
| 接点代码 | 11/1 |
| 2-16 编码 | 1/2 |
| 面板刻字 | 1 2 |
| 1-2 | × |
| 3-4 | × |

| | |
|---------|-------|
| 接点代码 | 11A/1 |
| 2-16 编码 | 2/1 |
| 面板刻字 | 1 2 |
| 1-2 | × |
| 3-4 | × |

| | |
|---------|------|
| 接点代码 | 01/1 |
| 2-16 编码 | 0/1 |
| 面板刻字 | 0 1 |
| 1-2 | × |
| 3-4 | |

| | |
|---------|------|
| 接点代码 | 20/1 |
| 2-16 编码 | 3/0 |
| 面板刻字 | 1 2 |
| 1-2 | × |
| 3-4 | × |

| | |
|---------|------|
| 接点代码 | 02/1 |
| 2-16 编码 | 0/3 |
| 面板刻字 | 0 1 |
| 1-2 | × |
| 3-4 | × |

| | |
|---------|------|
| 接点代码 | 22/2 |
| 2-16 编码 | 5/A |
| 面板刻字 | 1 2 |
| 1-2 | × |
| 3-4 | × |
| 5-6 | × |
| 7-8 | × |

| | |
|---------|-------|
| 接点代码 | 22A/2 |
| 2-16 编码 | 3/C |
| 面板刻字 | 1 2 |
| 1-2 | × |
| 3-4 | × |
| 5-6 | × |
| 7-8 | × |

| | |
|---------|-------|
| 接点代码 | 22B/2 |
| 2-16 编码 | A/5 |
| 面板刻字 | 1 2 |
| 1-2 | × |
| 3-4 | × |
| 5-6 | × |
| 7-8 | × |

| | |
|---------|-------|
| 接点代码 | 22C/2 |
| 2-16 编码 | C/3 |
| 面板刻字 | 1 2 |
| 1-2 | × |
| 3-4 | × |
| 5-6 | × |
| 7-8 | × |

| | |
|---------|-------|
| 接点代码 | 22D/2 |
| 2-16 编码 | 9/6 |
| 面板刻字 | 1 2 |
| 1-2 | × |
| 3-4 | × |
| 5-6 | × |
| 7-8 | × |

| | |
|---------|-------|
| 接点代码 | 22E/2 |
| 2-16 编码 | 6/9 |
| 面板刻字 | 1 2 |
| 1-2 | × |
| 3-4 | × |
| 5-6 | × |
| 7-8 | × |

| | |
|---------|------|
| 接点代码 | 03/2 |
| 2-16 编码 | 0/7 |
| 面板刻字 | 0 1 |
| 1-2 | × |
| 3-4 | × |
| 5-6 | × |
| 7-8 | |

| | |
|---------|------|
| 接点代码 | 04/2 |
| 2-16 编码 | 0/F |
| 面板刻字 | 0 1 |
| 1-2 | × |
| 3-4 | × |
| 5-6 | × |
| 7-8 | × |

| | |
|---------|------|
| 接点代码 | 13/2 |
| 2-16 编码 | 1/E |
| 面板刻字 | 1 2 |
| 1-2 | × |
| 3-4 | × |
| 5-6 | × |
| 7-8 | × |

| | |
|---------|-------|
| 接点代码 | 05/3 |
| 2-16 编码 | 00/F1 |
| 面板刻字 | 0 1 |
| 1-2 | × |
| 3-4 | × |
| 5-6 | × |
| 7-8 | × |
| 9-10 | × |
| 11-12 | |

| | |
|---------|-------|
| 接点代码 | 06/3 |
| 2-16 编码 | 00/F3 |
| 面板刻字 | 0 1 |
| 1-2 | × |
| 3-4 | × |
| 5-6 | × |
| 7-8 | × |
| 9-10 | × |
| 11-12 | × |

| | |
|---------|-------|
| 接点代码 | 33/3 |
| 2-16 编码 | 51/A2 |
| 面板刻字 | 1 2 |
| 1-2 | × |
| 3-4 | × |
| 5-6 | × |
| 7-8 | × |
| 9-10 | × |
| 11-12 | × |

| | |
|---------|-------|
| 接点代码 | 33A/3 |
| 2-16 编码 | A2/51 |
| 面板刻字 | 1 2 |
| 1-2 | × |
| 3-4 | × |
| 5-6 | × |
| 7-8 | × |
| 9-10 | × |
| 11-12 | × |

| | |
|---------|-------|
| 接点代码 | 33B/3 |
| 2-16 编码 | 70/83 |
| 面板刻字 | 1 2 |
| 1-2 | × |
| 3-4 | × |
| 5-6 | × |
| 7-8 | × |
| 9-10 | × |
| 11-12 | × |

| | |
|---------|-------|
| 接点代码 | 60/3 |
| 2-16 编码 | F3/00 |
| 面板刻字 | 1 2 |
| 1-2 | × |
| 3-4 | × |
| 5-6 | × |
| 7-8 | × |
| 9-10 | × |
| 11-12 | × |

| | |
|---------|-------|
| 接点代码 | 24/3 |
| 2-16 编码 | A0/53 |
| 面板刻字 | 1 2 |
| 1-2 | × |
| 3-4 | × |
| 5-6 | × |
| 7-8 | × |
| 9-10 | × |
| 11-12 | × |

| | |
|---------|-------|
| 接点代码 | 15/3 |
| 2-16 编码 | 10/E3 |
| 面板刻字 | 1 2 |
| 1-2 | × |
| 3-4 | × |
| 5-6 | × |
| 7-8 | × |
| 9-10 | × |
| 11-12 | × |

| | |
|---------|-------|
| 接点代码 | 36/3 |
| 2-16 编码 | 51/F3 |
| 面板刻字 | 1 2 |
| 1-2 | × |
| 3-4 | × |
| 5-6 | × |
| 7-8 | × |
| 9-10 | × |
| 11-12 | × |

| | |
|---------|-------|
| 接点代码 | 42/3 |
| 2-16 编码 | 53/A0 |
| 面板刻字 | 1 2 |
| 1-2 | × |
| 3-4 | × |
| 5-6 | × |
| 7-8 | × |
| 9-10 | × |
| 11-12 | × |

| | |
|---------|-------|
| 接点代码 | 08/4 |
| 2-16 编码 | 00/FF |
| 面板刻字 | 0 1 |
| 1-2 | × |
| 3-4 | × |
| 5-6 | × |
| 7-8 | × |
| 9-10 | × |
| 11-12 | × |
| 13-14 | × |
| 15-16 | × |

◎ 二档开关

| 接点代码 | 44/4 | |
|---------|-------|---|
| 2-16 编码 | 55/AA | |
| 面板刻字 | 1 | 2 |
| 1-2 | × | |
| 3-4 | | × |
| 5-6 | × | |
| 7-8 | | × |
| 9-10 | × | |
| 11-12 | | × |
| 13-14 | × | |
| 15-16 | | × |

| 接点代码 | 44A/4 | |
|---------|-------|---|
| 2-16 编码 | AA/55 | |
| 面板刻字 | 1 | 2 |
| 1-2 | | × |
| 3-4 | × | |
| 5-6 | | × |
| 7-8 | × | |
| 9-10 | | × |
| 11-12 | × | |
| 13-14 | | × |
| 15-16 | × | |

| 接点代码 | 44B/4 | |
|---------|-------|---|
| 2-16 编码 | F0/0F | |
| 面板刻字 | 1 | 2 |
| 1-2 | × | |
| 3-4 | × | |
| 5-6 | × | |
| 7-8 | × | |
| 9-10 | | × |
| 11-12 | | × |
| 13-14 | | × |
| 15-16 | | × |

| 接点代码 | 44C/4 | |
|---------|-------|---|
| 2-16 编码 | 6A/95 | |
| 面板刻字 | 1 | 2 |
| 1-2 | | × |
| 3-4 | × | |
| 5-6 | × | |
| 7-8 | | × |
| 9-10 | | × |
| 11-12 | × | |
| 13-14 | | × |
| 15-16 | × | |

| 接点代码 | 80/4 | |
|---------|-------|---|
| 2-16 编码 | FF/00 | |
| 面板刻字 | 1 | 2 |
| 1-2 | × | |
| 3-4 | × | |
| 5-6 | × | |
| 7-8 | × | |
| 9-10 | × | |
| 11-12 | × | |
| 13-14 | × | |
| 15-16 | × | |

| 接点代码 | 53/4 | |
|---------|-------|---|
| 2-16 编码 | 5D/A2 | |
| 面板刻字 | 1 | 2 |
| 1-2 | × | |
| 3-4 | | × |
| 5-6 | × | |
| 7-8 | | × |
| 9-10 | × | |
| 11-12 | | × |
| 13-14 | × | |
| 15-16 | × | |

| 接点代码 | 53A/4 | |
|---------|-------|---|
| 2-16 编码 | 97/68 | |
| 面板刻字 | 1 | 2 |
| 1-2 | × | |
| 3-4 | | × |
| 5-6 | | × |
| 7-8 | × | |
| 9-10 | × | |
| 11-12 | × | |
| 13-14 | × | |
| 15-16 | | × |

| 接点代码 | 28/5 | |
|---------|---------|---|
| 2-16 编码 | 500/AF3 | |
| 面板刻字 | 1 | 2 |
| 1-2 | × | |
| 3-4 | | × |
| 5-6 | × | |
| 7-8 | | × |
| 9-10 | | × |
| 11-12 | | × |
| 13-14 | | × |
| 15-16 | | × |
| 17-18 | | × |
| 19-20 | | × |

| 接点代码 | 0A/5 | |
|---------|---------|---|
| 2-16 编码 | 000/FF3 | |
| 面板刻字 | 0 | 1 |
| 1-2 | | × |
| 3-4 | | × |
| 5-6 | | × |
| 7-8 | | × |
| 9-10 | | × |
| 11-12 | | × |
| 13-14 | | × |
| 15-16 | | × |
| 17-18 | | × |
| 19-20 | | × |

| 接点代码 | 19/5 | |
|---------|---------|---|
| 2-16 编码 | 100/EF3 | |
| 面板刻字 | 1 | 2 |
| 1-2 | × | |
| 3-4 | | × |
| 5-6 | | × |
| 7-8 | | × |
| 9-10 | | × |
| 11-12 | | × |
| 13-14 | | × |
| 15-16 | | × |
| 17-18 | | × |
| 19-20 | | × |

| 接点代码 | 46/5 | |
|---------|---------|---|
| 2-16 编码 | 550/AA3 | |
| 面板刻字 | 1 | 2 |
| 1-2 | × | |
| 3-4 | | × |
| 5-6 | × | |
| 7-8 | | × |
| 9-10 | × | |
| 11-12 | | × |
| 13-14 | × | |
| 15-16 | | × |
| 17-18 | | × |
| 19-20 | | × |

| 接点代码 | 55/5 | |
|---------|---------|---|
| 2-16 编码 | 551/AA2 | |
| 面板刻字 | 1 | 2 |
| 1-2 | × | |
| 3-4 | | × |
| 5-6 | × | |
| 7-8 | | × |
| 9-10 | × | |
| 11-12 | | × |
| 13-14 | × | |
| 15-16 | | × |
| 17-18 | × | |
| 19-20 | | × |

| 接点代码 | 73/5 | |
|---------|---------|---|
| 2-16 编码 | 5F1/A02 | |
| 面板刻字 | 1 | 2 |
| 1-2 | × | |
| 3-4 | | × |
| 5-6 | × | |
| 7-8 | | × |
| 9-10 | × | |
| 11-12 | × | |
| 13-14 | × | |
| 15-16 | × | |
| 17-18 | × | |
| 19-20 | | × |

◎ 二档开关

| 接点代码 | 66/6 | |
|---------|---------|---|
| 2-16 编码 | 555/AAA | |
| 面板刻字 | 1 | 2 |
| 1-2 | × | |
| 3-4 | | × |
| 5-6 | × | |
| 7-8 | | × |
| 9-10 | × | |
| 11-12 | | × |
| 13-14 | × | |
| 15-16 | | × |
| 17-18 | × | |
| 19-20 | | × |
| 21-22 | × | |
| 23-24 | | × |

| 接点代码 | 66A/6 | |
|---------|---------|---|
| 2-16 编码 | 999/666 | |
| 面板刻字 | 1 | 2 |
| 1-2 | × | |
| 3-4 | | × |
| 5-6 | | × |
| 7-8 | × | |
| 9-10 | × | |
| 11-12 | | × |
| 13-14 | | × |
| 15-16 | × | |
| 17-18 | × | |
| 19-20 | | × |
| 21-22 | | × |
| 23-24 | × | |

| 接点代码 | A2/6 | |
|---------|---------|---|
| 2-16 编码 | FF3/00C | |
| 面板刻字 | 1 | 2 |
| 1-2 | × | |
| 3-4 | × | |
| 5-6 | × | |
| 7-8 | × | |
| 9-10 | × | |
| 11-12 | × | |
| 13-14 | × | |
| 15-16 | × | |
| 17-18 | × | |
| 19-20 | × | |
| 21-22 | | × |
| 23-24 | | × |

| 接点代码 | 77/7 | |
|---------|-----------|---|
| 2-16 编码 | 5551/AAA2 | |
| 面板刻字 | 1 | 2 |
| 1-2 | × | |
| 3-4 | | × |
| 5-6 | × | |
| 7-8 | | × |
| 9-10 | × | |
| 11-12 | | × |
| 13-14 | × | |
| 15-16 | | × |
| 17-18 | × | |
| 19-20 | | × |
| 21-22 | × | |
| 23-24 | | × |
| 25-26 | × | |
| 27-28 | | × |

| 接点代码 | 88/8 | |
|---------|-----------|---|
| 2-16 编码 | 5555/AAAA | |
| 面板刻字 | 1 | 2 |
| 1-2 | × | |
| 3-4 | | × |
| 5-6 | × | |
| 7-8 | | × |
| 9-10 | × | |
| 11-12 | | × |
| 13-14 | × | |
| 15-16 | | × |
| 17-18 | × | |
| 19-20 | | × |
| 21-22 | × | |
| 23-24 | | × |
| 25-26 | × | |
| 27-28 | | × |
| 29-30 | × | |
| 31-32 | | × |

| 接点代码 | D3/8 | |
|---------|-----------|---|
| 2-16 编码 | FF75/008A | |
| 面板刻字 | 1 | 2 |
| 1-2 | × | |
| 3-4 | × | |
| 5-6 | × | |
| 7-8 | × | |
| 9-10 | × | |
| 11-12 | × | |
| 13-14 | × | |
| 15-16 | × | |
| 17-18 | × | |
| 19-20 | × | |
| 21-22 | × | |
| 23-24 | | × |
| 25-26 | × | |
| 27-28 | | × |
| 29-30 | × | |
| 31-32 | | × |

◎ 三档开关

| | | | |
|---------|-------|---|---|
| 接点代码 | 101/1 | | |
| 2-16 编码 | 1/0/2 | | |
| 面板刻字 | 1 | 0 | 2 |
| 1-2 | × | | |
| 3-4 | | | × |

| | | | |
|---------|--------|---|---|
| 接点代码 | 101A/1 | | |
| 2-16 编码 | 2/0/1 | | |
| 面板刻字 | 1 | 0 | 2 |
| 1-2 | | | × |
| 3-4 | × | | |

| | | | |
|---------|-------|---|---|
| 接点代码 | 012/1 | | |
| 2-16 编码 | 0/2/3 | | |
| 面板刻字 | 0 | 1 | 2 |
| 1-2 | | | × |
| 3-4 | | × | × |

| | | | |
|---------|--------|---|---|
| 接点代码 | 012A/1 | | |
| 2-16 编码 | 0/1/3 | | |
| 面板刻字 | 0 | 1 | 2 |
| 1-2 | | × | × |
| 3-4 | | | × |

| | | | |
|---------|-------|---|---|
| 接点代码 | 121/1 | | |
| 2-16 编码 | 2/3/1 | | |
| 面板刻字 | 1 | 2 | 3 |
| 1-2 | | × | × |
| 3-4 | × | × | |

| | | | |
|---------|--------|---|---|
| 接点代码 | 121A/1 | | |
| 2-16 编码 | 1/3/2 | | |
| 面板刻字 | 1 | 2 | 3 |
| 1-2 | × | × | |
| 3-4 | | × | × |

| | | | |
|---------|-------|---|---|
| 接点代码 | 021/1 | | |
| 2-16 编码 | 0/3/1 | | |
| 面板刻字 | 0 | 1 | 2 |
| 1-2 | | × | × |
| 3-4 | | × | |

| | | | |
|---------|-------|---|---|
| 接点代码 | 201/1 | | |
| 2-16 编码 | 3/0/2 | | |
| 面板刻字 | 1 | 0 | 2 |
| 1-2 | × | | |
| 3-4 | × | | × |

| | | | |
|---------|-------|---|---|
| 接点代码 | 202/2 | | |
| 2-16 编码 | 5/0/A | | |
| 面板刻字 | 1 | 0 | 2 |
| 1-2 | × | | |
| 3-4 | | | × |
| 5-6 | × | | |
| 7-8 | | | × |

| | | | |
|---------|--------|---|---|
| 接点代码 | 202A/2 | | |
| 2-16 编码 | 6/0/9 | | |
| 面板刻字 | 1 | 0 | 2 |
| 1-2 | | | × |
| 3-4 | × | | |
| 5-6 | × | | |
| 7-8 | | | × |

| | | | |
|---------|--------|---|---|
| 接点代码 | 202B/2 | | |
| 2-16 编码 | 3/0/C | | |
| 面板刻字 | 1 | 0 | 2 |
| 1-2 | × | | |
| 3-4 | × | | |
| 5-6 | | | × |
| 7-8 | | | × |

| | | | |
|---------|--------|---|---|
| 接点代码 | 202C/2 | | |
| 2-16 编码 | A/0/5 | | |
| 面板刻字 | 1 | 0 | 2 |
| 1-2 | | | × |
| 3-4 | × | | |
| 5-6 | | | × |
| 7-8 | × | | |

| | | | |
|---------|--------|---|---|
| 接点代码 | 202D/2 | | |
| 2-16 编码 | 9/0/6 | | |
| 面板刻字 | 1 | 0 | 2 |
| 1-2 | × | | |
| 3-4 | | | × |
| 5-6 | | | × |
| 7-8 | × | | |

| | | | |
|---------|--------|---|---|
| 接点代码 | 202E/2 | | |
| 2-16 编码 | C/0/3 | | |
| 面板刻字 | 1 | 0 | 2 |
| 1-2 | | | × |
| 3-4 | | | × |
| 5-6 | × | | |
| 7-8 | × | | |

| | | | |
|---------|--------|---|---|
| 接点代码 | 202F/2 | | |
| 2-16 编码 | 6/0/5 | | |
| 面板刻字 | 1 | 0 | 2 |
| 1-2 | | | × |
| 3-4 | × | | |
| 5-6 | × | | × |
| 7-8 | | | |

| | | | |
|---------|-------|---|---|
| 接点代码 | 024/2 | | |
| 2-16 编码 | 0/C/F | | |
| 面板刻字 | 0 | 1 | 2 |
| 1-2 | | | × |
| 3-4 | | | × |
| 5-6 | | × | × |
| 7-8 | | × | × |

| | | | |
|---------|-------|---|---|
| 接点代码 | 311/2 | | |
| 2-16 编码 | 7/4/8 | | |
| 面板刻字 | 1 | 2 | 3 |
| 1-2 | × | | |
| 3-4 | × | | |
| 5-6 | × | × | |
| 7-8 | | | × |

| | | | |
|---------|-------|---|---|
| 接点代码 | 103/2 | | |
| 2-16 编码 | 1/0/E | | |
| 面板刻字 | 1 | 0 | 2 |
| 1-2 | × | | |
| 3-4 | | | × |
| 5-6 | | | × |
| 7-8 | | | × |

| | | | |
|---------|-------|---|---|
| 接点代码 | 111/2 | | |
| 2-16 编码 | 1/2/4 | | |
| 面板刻字 | 1 | 2 | 3 |
| 1-2 | × | | |
| 3-4 | | × | |
| 5-6 | | | × |
| 7-8 | | | |

| | | | |
|---------|--------|---|---|
| 接点代码 | 111A/2 | | |
| 2-16 编码 | 4/2/1 | | |
| 面板刻字 | 1 | 2 | 3 |
| 1-2 | | | × |
| 3-4 | | × | |
| 5-6 | × | | |
| 7-8 | | | |

| | | | |
|---------|--------|---|---|
| 接点代码 | 111B/2 | | |
| 2-16 编码 | 1/4/2 | | |
| 面板刻字 | 1 | 2 | 3 |
| 1-2 | × | | |
| 3-4 | | | × |
| 5-6 | | × | |
| 7-8 | | | |

| | | | |
|---------|-------|---|---|
| 接点代码 | 222/2 | | |
| 2-16 编码 | 3/9/C | | |
| 面板刻字 | 1 | 2 | 3 |
| 1-2 | × | × | |
| 3-4 | × | | |
| 5-6 | | | × |
| 7-8 | | × | × |

| | | | |
|---------|--------|---|---|
| 接点代码 | 222A/2 | | |
| 2-16 编码 | 6/A/5 | | |
| 面板刻字 | 1 | 2 | 3 |
| 1-2 | | | × |
| 3-4 | × | × | |
| 5-6 | × | | × |
| 7-8 | | × | |

| | | | |
|---------|--------|---|---|
| 接点代码 | 222B/2 | | |
| 2-16 编码 | C/3/C | | |
| 面板刻字 | 1 | 2 | 3 |
| 1-2 | | × | |
| 3-4 | | × | |
| 5-6 | × | | × |
| 7-8 | × | | × |

| | | | |
|---------|-------|---|---|
| 接点代码 | 121/2 | | |
| 2-16 编码 | 1/C/2 | | |
| 面板刻字 | 1 | 2 | 3 |
| 1-2 | × | | |
| 3-4 | | | × |
| 5-6 | | × | |
| 7-8 | | × | |

| | | | |
|---------|--------|---|---|
| 接点代码 | 121A/2 | | |
| 2-16 编码 | 2/C/1 | | |
| 面板刻字 | 1 | 2 | 3 |
| 1-2 | | | × |
| 3-4 | × | | |
| 5-6 | | × | |
| 7-8 | | × | |

| | | | |
|---------|-------|---|---|
| 接点代码 | 014/2 | | |
| 2-16 编码 | 0/1/F | | |
| 面板刻字 | 0 | 1 | 2 |
| 1-2 | | × | × |
| 3-4 | | | × |
| 5-6 | | | × |
| 7-8 | | | × |

| | | | |
|---------|-------|---|---|
| 接点代码 | 122/2 | | |
| 2-16 编码 | 8/3/5 | | |
| 面板刻字 | 1 | 2 | 3 |
| 1-2 | | × | × |
| 3-4 | | × | |
| 5-6 | | | × |
| 7-8 | × | | |

◎ 三档开关

| | | | |
|---------|-------|---|---|
| 接点代码 | 303/2 | | |
| 2-16 编码 | B/0/D | | |
| 面板刻字 | 1 | 0 | 2 |
| 1-2 | × | | × |
| 3-4 | × | | |
| 5-6 | | | × |
| 7-8 | × | | × |

| | | | |
|---------|-------|---|---|
| 接点代码 | 141/2 | | |
| 2-16 编码 | 1/F/8 | | |
| 面板刻字 | 1 | 2 | 3 |
| 1-2 | × | × | |
| 3-4 | | × | |
| 5-6 | | × | |
| 7-8 | | × | × |

| | | | |
|---------|-------|---|---|
| 接点代码 | 023/2 | | |
| 2-16 编码 | 0/3/D | | |
| 面板刻字 | 0 | 1 | 2 |
| 1-2 | | × | × |
| 3-4 | | × | |
| 5-6 | | | × |
| 7-8 | | | × |

| | | | |
|---------|-------|---|---|
| 接点代码 | 112/2 | | |
| 2-16 编码 | 4/1/A | | |
| 面板刻字 | 1 | 2 | 3 |
| 1-2 | | × | |
| 3-4 | | | × |
| 5-6 | × | | |
| 7-8 | | | × |

| | | | |
|---------|-------|---|---|
| 接点代码 | 033/2 | | |
| 2-16 编码 | 0/B/7 | | |
| 面板刻字 | 0 | 1 | 2 |
| 1-2 | | × | × |
| 3-4 | | × | × |
| 5-6 | | | × |
| 7-8 | | × | |

| | | | |
|---------|-------|---|---|
| 接点代码 | 034/2 | | |
| 2-16 编码 | 0/7/F | | |
| 面板刻字 | 0 | 1 | 2 |
| 1-2 | | × | × |
| 3-4 | | × | × |
| 5-6 | | × | × |
| 7-8 | | | × |

| | | | |
|---------|-------|---|---|
| 接点代码 | 212/2 | | |
| 2-16 编码 | C/2/3 | | |
| 面板刻字 | 1 | 2 | 3 |
| 1-2 | | | × |
| 3-4 | | × | × |
| 5-6 | × | | |
| 7-8 | × | | |

| | | | |
|---------|--------|---|---|
| 接点代码 | 212A/2 | | |
| 2-16 编码 | A/1/C | | |
| 面板刻字 | 1 | 2 | 3 |
| 1-2 | | × | |
| 3-4 | × | | |
| 5-6 | | | × |
| 7-8 | × | | × |

| | | | |
|---------|-------|---|---|
| 接点代码 | 242/2 | | |
| 2-16 编码 | 5/F/A | | |
| 面板刻字 | 1 | 2 | 3 |
| 1-2 | × | × | |
| 3-4 | | × | × |
| 5-6 | × | × | |
| 7-8 | | × | × |

| | | | |
|---------|-------|---|---|
| 接点代码 | 213/2 | | |
| 2-16 编码 | 3/8/7 | | |
| 面板刻字 | 1 | 2 | 3 |
| 1-2 | × | | × |
| 3-4 | × | | × |
| 5-6 | | | × |
| 7-8 | | × | |

| | | | |
|---------|--------|---|---|
| 接点代码 | 213A/2 | | |
| 2-16 编码 | 6/8/7 | | |
| 面板刻字 | 1 | 2 | 3 |
| 1-2 | | | × |
| 3-4 | × | | × |
| 5-6 | × | | × |
| 7-8 | | × | |

| | | | |
|---------|-------|---|---|
| 接点代码 | 231/2 | | |
| 2-16 编码 | 9/D/2 | | |
| 面板刻字 | 1 | 2 | 3 |
| 1-2 | × | × | |
| 3-4 | | | × |
| 5-6 | | × | |
| 7-8 | × | × | |

| | | | |
|---------|-------|---|---|
| 接点代码 | 310/2 | | |
| 2-16 编码 | 7/8/0 | | |
| 面板刻字 | 1 | 2 | 3 |
| 1-2 | × | | |
| 3-4 | × | | |
| 5-6 | × | | |
| 7-8 | | × | |

| | | | |
|---------|-------|---|---|
| 接点代码 | 204/2 | | |
| 2-16 编码 | 5/0/F | | |
| 面板刻字 | 1 | 0 | 2 |
| 1-2 | × | | × |
| 3-4 | | | × |
| 5-6 | × | | × |
| 7-8 | | | × |

| | | | |
|---------|-------|---|---|
| 接点代码 | 221/2 | | |
| 2-16 编码 | 9/6/2 | | |
| 面板刻字 | 1 | 2 | 3 |
| 1-2 | × | | |
| 3-4 | | × | × |
| 5-6 | | × | |
| 7-8 | × | | |

| | | | |
|---------|--------|---|---|
| 接点代码 | 221A/2 | | |
| 2-16 编码 | 6/9/2 | | |
| 面板刻字 | 1 | 2 | 3 |
| 1-2 | | × | |
| 3-4 | × | | × |
| 5-6 | × | | |
| 7-8 | | × | |

| | | | |
|---------|-------|---|---|
| 接点代码 | 232/2 | | |
| 2-16 编码 | 6/B/5 | | |
| 面板刻字 | 1 | 2 | 3 |
| 1-2 | | × | × |
| 3-4 | × | × | |
| 5-6 | × | | × |
| 7-8 | | × | |

| | | | |
|---------|--------|---|---|
| 接点代码 | 232A/2 | | |
| 2-16 编码 | 6/E/9 | | |
| 面板刻字 | 1 | 2 | 3 |
| 1-2 | | | × |
| 3-4 | × | × | |
| 5-6 | × | × | |
| 7-8 | | × | × |

| | | | |
|---------|-------|---|---|
| 接点代码 | 313/2 | | |
| 2-16 编码 | D/2/7 | | |
| 面板刻字 | 1 | 2 | 3 |
| 1-2 | × | | × |
| 3-4 | | × | × |
| 5-6 | × | | × |
| 7-8 | × | | |

| | | | |
|---------|----------|---|---|
| 接点代码 | 222/3 | | |
| 2-16 编码 | 03/C0/30 | | |
| 面板刻字 | 1 | 2 | 3 |
| 1-2 | | | × |
| 3-4 | | | × |
| 5-6 | | × | |
| 7-8 | | × | |
| 9-10 | × | | |
| 11-12 | × | | |

| | | | |
|---------|----------|---|---|
| 接点代码 | 222A/3 | | |
| 2-16 编码 | 42/21/90 | | |
| 面板刻字 | 1 | 2 | 3 |
| 1-2 | | | × |
| 3-4 | | × | |
| 5-6 | × | | |
| 7-8 | | | × |
| 9-10 | | × | |
| 11-12 | × | | |

| | | | |
|---------|----------|---|---|
| 接点代码 | 222B/3 | | |
| 2-16 编码 | 41/30/82 | | |
| 面板刻字 | 1 | 2 | 3 |
| 1-2 | | × | |
| 3-4 | | × | |
| 5-6 | × | | |
| 7-8 | | | × |
| 9-10 | × | | |
| 11-12 | | | × |

| | | | |
|---------|----------|---|---|
| 接点代码 | 303/3 | | |
| 2-16 编码 | 51/00/A2 | | |
| 面板刻字 | 1 | 0 | 2 |
| 1-2 | × | | |
| 3-4 | | | × |
| 5-6 | × | | |
| 7-8 | | | × |
| 9-10 | × | | |
| 11-12 | | | × |

| | | | |
|---------|----------|---|---|
| 接点代码 | 303A/3 | | |
| 2-16 编码 | A2/00/51 | | |
| 面板刻字 | 1 | 0 | 2 |
| 1-2 | | | × |
| 3-4 | × | | |
| 5-6 | | | × |
| 7-8 | × | | |
| 9-10 | | | × |
| 11-12 | × | | |

◎ 三档开关

| 接点代码 | 404/3 | | |
|---------|----------|---|---|
| 2-16 编码 | 53/00/A3 | | |
| 面板刻字 | 1 | 0 | 2 |
| 1-2 | × | | |
| 3-4 | | | × |
| 5-6 | × | | |
| 7-8 | | | × |
| 9-10 | × | | × |
| 11-12 | × | | × |

| 接点代码 | 404A/3 | | |
|---------|----------|---|---|
| 2-16 编码 | 72/00/93 | | |
| 面板刻字 | 1 | 0 | 2 |
| 1-2 | × | | × |
| 3-4 | × | | |
| 5-6 | × | | |
| 7-8 | | | × |
| 9-10 | | | × |
| 11-12 | × | | × |

| 接点代码 | 424/3 | | |
|---------|----------|---|---|
| 2-16 编码 | F0/03/F0 | | |
| 面板刻字 | 1 | 2 | 3 |
| 1-2 | × | | × |
| 3-4 | × | | × |
| 5-6 | × | | × |
| 7-8 | × | | × |
| 9-10 | | × | |
| 11-12 | | × | |

| 接点代码 | 232/3 | | |
|---------|----------|---|---|
| 2-16 编码 | A0/13/60 | | |
| 面板刻字 | 1 | 2 | 3 |
| 1-2 | | × | |
| 3-4 | × | | × |
| 5-6 | | | × |
| 7-8 | × | | |
| 9-10 | | × | |
| 11-12 | | × | |

| 接点代码 | 232A/3 | | |
|---------|----------|---|---|
| 2-16 编码 | 12/C1/22 | | |
| 面板刻字 | 1 | 2 | 3 |
| 1-2 | × | | |
| 3-4 | | | × |
| 5-6 | | × | |
| 7-8 | | × | |
| 9-10 | | × | |
| 11-12 | × | | × |

| 接点代码 | 204/3 | | |
|---------|----------|---|---|
| 2-16 编码 | 11/00/E2 | | |
| 面板刻字 | 1 | 0 | 2 |
| 1-2 | × | | |
| 3-4 | | | × |
| 5-6 | | | × |
| 7-8 | | | × |
| 9-10 | × | | |
| 11-12 | | | × |

| 接点代码 | 204A/3 | | |
|---------|----------|---|---|
| 2-16 编码 | 30/00/C3 | | |
| 面板刻字 | 1 | 0 | 2 |
| 1-2 | × | | |
| 3-4 | × | | |
| 5-6 | | | × |
| 7-8 | | | × |
| 9-10 | | | × |
| 11-12 | | | × |

| 接点代码 | 204B/3 | | |
|---------|----------|---|---|
| 2-16 编码 | 03/00/F0 | | |
| 面板刻字 | 1 | 0 | 2 |
| 1-2 | | | × |
| 3-4 | | | × |
| 5-6 | | | × |
| 7-8 | | | × |
| 9-10 | × | | |
| 11-12 | × | | |

| 接点代码 | 242/3 | | |
|---------|----------|---|---|
| 2-16 编码 | 90/53/60 | | |
| 面板刻字 | 1 | 2 | 3 |
| 1-2 | × | × | |
| 3-4 | | | × |
| 5-6 | | × | × |
| 7-8 | × | | |
| 9-10 | | × | |
| 11-12 | | × | |

| 接点代码 | 242A/3 | | |
|---------|----------|---|---|
| 2-16 编码 | 50/33/A0 | | |
| 面板刻字 | 1 | 2 | 3 |
| 1-2 | × | × | |
| 3-4 | | × | × |
| 5-6 | × | | |
| 7-8 | | | × |
| 9-10 | | × | |
| 11-12 | | × | |

| 接点代码 | 242B/3 | | |
|---------|----------|---|---|
| 2-16 编码 | 03/F0/03 | | |
| 面板刻字 | 1 | 2 | 3 |
| 1-2 | | × | |
| 3-4 | | × | |
| 5-6 | | × | |
| 7-8 | | × | |
| 9-10 | × | | × |
| 11-12 | × | | × |

| 接点代码 | 342/3 | | |
|---------|----------|---|---|
| 2-16 编码 | 43/93/A0 | | |
| 面板刻字 | 1 | 2 | 3 |
| 1-2 | | × | |
| 3-4 | | | × |
| 5-6 | × | | |
| 7-8 | | × | × |
| 9-10 | × | × | |
| 11-12 | × | × | |

| 接点代码 | 033/3 | | |
|---------|----------|---|---|
| 2-16 编码 | 00/51/A2 | | |
| 面板刻字 | 0 | 1 | 2 |
| 1-2 | | × | |
| 3-4 | | | × |
| 5-6 | | × | |
| 7-8 | | | × |
| 9-10 | | × | |
| 11-12 | | | × |

| 接点代码 | 036/3 | | |
|---------|----------|---|---|
| 2-16 编码 | 00/70/F3 | | |
| 面板刻字 | 0 | 1 | 2 |
| 1-2 | | × | × |
| 3-4 | | × | × |
| 5-6 | | × | × |
| 7-8 | | | × |
| 9-10 | | | × |
| 11-12 | | | × |

| 接点代码 | 115/3 | | |
|---------|----------|---|---|
| 2-16 编码 | 02/10/F1 | | |
| 面板刻字 | 1 | 2 | 3 |
| 1-2 | | × | × |
| 3-4 | | | × |
| 5-6 | | | × |
| 7-8 | | | × |
| 9-10 | | | × |
| 11-12 | × | | |

| 接点代码 | 144/3 | | |
|---------|----------|---|---|
| 2-16 编码 | 01/B2/72 | | |
| 面板刻字 | 1 | 2 | 3 |
| 1-2 | | × | × |
| 3-4 | | × | × |
| 5-6 | | | × |
| 7-8 | | × | |
| 9-10 | × | | |
| 11-12 | | × | × |

| 接点代码 | 144A/3 | | |
|---------|----------|---|---|
| 2-16 编码 | 10/E2/A3 | | |
| 面板刻字 | 1 | 2 | 3 |
| 1-2 | × | | |
| 3-4 | | × | × |
| 5-6 | | × | |
| 7-8 | | × | × |
| 9-10 | | | × |
| 11-12 | | × | × |

| 接点代码 | 223/3 | | |
|---------|----------|---|---|
| 2-16 编码 | 50/A0/A1 | | |
| 面板刻字 | 1 | 2 | 3 |
| 1-2 | × | | |
| 3-4 | | × | × |
| 5-6 | × | | |
| 7-8 | | × | × |
| 9-10 | | | × |
| 11-12 | | | |

| 接点代码 | 044/3 | | |
|---------|----------|---|---|
| 2-16 编码 | 00/F0/A3 | | |
| 面板刻字 | 0 | 1 | 2 |
| 1-2 | | × | |
| 3-4 | | × | × |
| 5-6 | | × | |
| 7-8 | | × | × |
| 9-10 | | | × |
| 11-12 | | | × |

| 接点代码 | 133/3 | | |
|---------|----------|---|---|
| 2-16 编码 | 10/61/91 | | |
| 面板刻字 | 1 | 2 | 3 |
| 1-2 | × | | × |
| 3-4 | | × | |
| 5-6 | | × | |
| 7-8 | | | × |
| 9-10 | | × | × |
| 11-12 | | | |

◎ 三档开关

| 接点代码 | 133A/3 | | |
|---------|----------|---|---|
| 2-16 编码 | 80/43/70 | | |
| 面板刻字 | 1 | 2 | 3 |
| 1-2 | | | × |
| 3-4 | | | × |
| 5-6 | | × | × |
| 7-8 | × | | |
| 9-10 | | × | |
| 11-12 | | × | |

| 接点代码 | 224/3 | | |
|---------|----------|---|---|
| 2-16 编码 | 42/11/E1 | | |
| 面板刻字 | 1 | 2 | 3 |
| 1-2 | | × | |
| 3-4 | | | × |
| 5-6 | × | | × |
| 7-8 | | | × |
| 9-10 | | × | × |
| 11-12 | × | | |

| 接点代码 | 046/3 | | |
|---------|----------|---|---|
| 2-16 编码 | 00/F0/F3 | | |
| 面板刻字 | 0 | 1 | 2 |
| 1-2 | | × | × |
| 3-4 | | × | × |
| 5-6 | | × | × |
| 7-8 | | × | × |
| 9-10 | | | × |
| 11-12 | | | × |

| 接点代码 | 213/3 | | |
|---------|----------|---|---|
| 2-16 编码 | 50/02/A1 | | |
| 面板刻字 | 1 | 2 | 3 |
| 1-2 | × | | |
| 3-4 | | | × |
| 5-6 | × | | |
| 7-8 | | | × |
| 9-10 | | | × |
| 11-12 | | × | |

| 接点代码 | 114/3 | | |
|---------|----------|---|---|
| 2-16 编码 | 01/02/F0 | | |
| 面板刻字 | 1 | 2 | 3 |
| 1-2 | | | × |
| 3-4 | | | × |
| 5-6 | | | × |
| 7-8 | | | × |
| 9-10 | × | | |
| 11-12 | | × | |

| 接点代码 | 244/3 | | |
|---------|----------|---|---|
| 2-16 编码 | 42/93/E1 | | |
| 面板刻字 | 1 | 2 | 3 |
| 1-2 | | × | |
| 3-4 | | | × |
| 5-6 | × | | × |
| 7-8 | | × | × |
| 9-10 | | × | × |
| 11-12 | × | × | |

| 接点代码 | 304/3 | | |
|---------|----------|---|---|
| 2-16 编码 | 43/00/53 | | |
| 面板刻字 | 1 | 0 | 2 |
| 1-2 | | | × |
| 3-4 | | | |
| 5-6 | × | | × |
| 7-8 | | | |
| 9-10 | × | | × |
| 11-12 | × | | × |

| 接点代码 | 333/3 | | |
|---------|----------|---|---|
| 2-16 编码 | 62/92/61 | | |
| 面板刻字 | 1 | 2 | 3 |
| 1-2 | | × | |
| 3-4 | × | | × |
| 5-6 | × | | × |
| 7-8 | | × | |
| 9-10 | | | × |
| 11-12 | × | × | |

| 接点代码 | 333A/3 | | |
|---------|----------|---|---|
| 2-16 编码 | 51/A1/62 | | |
| 面板刻字 | 1 | 2 | 3 |
| 1-2 | × | | |
| 3-4 | | × | × |
| 5-6 | × | | × |
| 7-8 | | × | |
| 9-10 | × | × | |
| 11-12 | | | × |

| 接点代码 | 333B/3 | | |
|---------|----------|---|---|
| 2-16 编码 | 61/13/C2 | | |
| 面板刻字 | 1 | 2 | 3 |
| 1-2 | | × | |
| 3-4 | × | | |
| 5-6 | × | | × |
| 7-8 | | | × |
| 9-10 | × | × | |
| 11-12 | | × | × |

| 接点代码 | 363/3 | | |
|---------|----------|---|---|
| 2-16 编码 | 51/F3/A2 | | |
| 面板刻字 | 1 | 2 | 3 |
| 1-2 | × | × | |
| 3-4 | | × | × |
| 5-6 | × | × | |
| 7-8 | | × | × |
| 9-10 | × | × | |
| 11-12 | | × | × |

| 接点代码 | 252/3 | | |
|---------|----------|---|---|
| 2-16 编码 | A0/F1/50 | | |
| 面板刻字 | 1 | 2 | 3 |
| 1-2 | | × | × |
| 3-4 | × | × | |
| 5-6 | | × | × |
| 7-8 | × | × | |
| 9-10 | | × | |
| 11-12 | | | |

| 接点代码 | 313/3 | | |
|---------|----------|---|---|
| 2-16 编码 | 61/10/A2 | | |
| 面板刻字 | 1 | 2 | 3 |
| 1-2 | | × | |
| 3-4 | × | | × |
| 5-6 | × | | |
| 7-8 | | | × |
| 9-10 | × | | |
| 11-12 | | | × |

| 接点代码 | 264/3 | | |
|---------|----------|---|---|
| 2-16 编码 | 41/F3/B2 | | |
| 面板刻字 | 1 | 2 | 3 |
| 1-2 | | × | × |
| 3-4 | | × | × |
| 5-6 | × | × | |
| 7-8 | | × | × |
| 9-10 | × | × | |
| 11-12 | | × | × |

| 接点代码 | 323/3 | | |
|---------|----------|---|---|
| 2-16 编码 | A2/30/51 | | |
| 面板刻字 | 1 | 2 | 3 |
| 1-2 | | × | × |
| 3-4 | × | × | |
| 5-6 | | | × |
| 7-8 | × | | |
| 9-10 | | | × |
| 11-12 | × | | |

| 接点代码 | 323A/3 | | |
|---------|----------|---|---|
| 2-16 编码 | D0/03/A2 | | |
| 面板刻字 | 1 | 2 | 3 |
| 1-2 | × | | |
| 3-4 | | | × |
| 5-6 | × | | |
| 7-8 | × | | × |
| 9-10 | | × | |
| 11-12 | | × | × |

| 接点代码 | 323B/3 | | |
|---------|----------|---|---|
| 2-16 编码 | 43/30/83 | | |
| 面板刻字 | 1 | 2 | 3 |
| 1-2 | | × | |
| 3-4 | | × | |
| 5-6 | × | | |
| 7-8 | | | × |
| 9-10 | × | | × |
| 11-12 | × | | × |

| 接点代码 | 412/3 | | |
|---------|----------|---|---|
| 2-16 编码 | F0/01/A0 | | |
| 面板刻字 | 1 | 2 | 3 |
| 1-2 | × | | |
| 3-4 | × | | × |
| 5-6 | × | | |
| 7-8 | × | | × |
| 9-10 | | × | |
| 11-12 | | | |

| 接点代码 | 413/3 | | |
|---------|----------|---|---|
| 2-16 编码 | D2/01/A2 | | |
| 面板刻字 | 1 | 2 | 3 |
| 1-2 | × | | |
| 3-4 | | | × |
| 5-6 | × | | |
| 7-8 | × | | × |
| 9-10 | | × | |
| 11-12 | × | | × |

| 接点代码 | 603/3 | | |
|---------|----------|---|---|
| 2-16 编码 | F3/00/83 | | |
| 面板刻字 | 1 | 0 | 2 |
| 1-2 | × | | |
| 3-4 | × | | |
| 5-6 | × | | |
| 7-8 | × | | × |
| 9-10 | × | | × |
| 11-12 | × | | × |

◎ 三档开关

| 接点代码 | 606/3 | | |
|---------|----------|---|---|
| 2-16 编码 | F3/00/F3 | | |
| 面板刻字 | 1 | 0 | 2 |
| 1-2 | × | | × |
| 3-4 | × | | × |
| 5-6 | × | | × |
| 7-8 | × | | × |
| 9-10 | × | | × |
| 11-12 | × | | × |

| 接点代码 | 402/3 | | |
|---------|----------|---|---|
| 2-16 编码 | 53/00/A0 | | |
| 面板刻字 | 1 | 0 | 2 |
| 1-2 | × | | |
| 3-4 | | | × |
| 5-6 | × | | |
| 7-8 | | | × |
| 9-10 | × | | |
| 11-12 | × | | |

| 接点代码 | 515/3 | | |
|---------|----------|---|---|
| 2-16 编码 | F1/02/F1 | | |
| 面板刻字 | 1 | 2 | 3 |
| 1-2 | × | | × |
| 3-4 | × | | × |
| 5-6 | × | | × |
| 7-8 | × | | × |
| 9-10 | × | | × |
| 11-12 | | × | |

| 接点代码 | 034/4 | | |
|---------|----------|---|---|
| 2-16 编码 | 00/86/71 | | |
| 面板刻字 | 0 | 1 | 2 |
| 1-2 | | | × |
| 3-4 | | | × |
| 5-6 | | | × |
| 7-8 | | × | |
| 9-10 | | | × |
| 11-12 | | × | |
| 13-14 | | × | |
| 15-16 | | | |

| 接点代码 | 034A/4 | | |
|---------|----------|---|---|
| 2-16 编码 | 00/70/87 | | |
| 面板刻字 | 0 | 1 | 2 |
| 1-2 | | × | |
| 3-4 | | × | |
| 5-6 | | × | |
| 7-8 | | | × |
| 9-10 | | | × |
| 11-12 | | | × |
| 13-14 | | | × |
| 15-16 | | | |

| 接点代码 | 333/4 | | |
|---------|----------|---|---|
| 2-16 编码 | A2/1C/61 | | |
| 面板刻字 | 1 | 2 | 3 |
| 1-2 | | × | |
| 3-4 | × | | × |
| 5-6 | | | × |
| 7-8 | × | | |
| 9-10 | | | × |
| 11-12 | × | | |
| 13-14 | | × | |
| 15-16 | | × | |

| 接点代码 | 333A/4 | | |
|---------|----------|---|---|
| 2-16 编码 | 70/86/89 | | |
| 面板刻字 | 1 | 2 | 3 |
| 1-2 | × | | |
| 3-4 | × | | |
| 5-6 | × | | |
| 7-8 | | × | × |
| 9-10 | | | × |
| 11-12 | | × | |
| 13-14 | | × | |
| 15-16 | | | × |

| 接点代码 | 333B/4 | | |
|---------|----------|---|---|
| 2-16 编码 | 25/92/49 | | |
| 面板刻字 | 1 | 2 | 3 |
| 1-2 | | × | |
| 3-4 | × | | |
| 5-6 | | | × |
| 7-8 | | × | |
| 9-10 | × | | × |
| 11-12 | | × | |
| 13-14 | × | | |
| 15-16 | | | × |

| 接点代码 | 405/4 | | |
|---------|----------|---|---|
| 2-16 编码 | A6/00/5B | | |
| 面板刻字 | 1 | 0 | 2 |
| 1-2 | | | × |
| 3-4 | × | | |
| 5-6 | | | × |
| 7-8 | × | | |
| 9-10 | | | × |
| 11-12 | × | | × |
| 13-14 | × | | |
| 15-16 | | | × |

| 接点代码 | 405A/4 | | |
|---------|----------|---|---|
| 2-16 编码 | F0/00/1F | | |
| 面板刻字 | 1 | 0 | 2 |
| 1-2 | × | | × |
| 3-4 | × | | |
| 5-6 | × | | |
| 7-8 | × | | |
| 9-10 | | | × |
| 11-12 | | | × |
| 13-14 | | | × |
| 15-16 | | | × |

| 接点代码 | 323/4 | | |
|---------|----------|---|---|
| 2-16 编码 | 45/30/8A | | |
| 面板刻字 | 1 | 2 | 3 |
| 1-2 | | × | |
| 3-4 | | × | |
| 5-6 | × | | |
| 7-8 | | | × |
| 9-10 | × | | |
| 11-12 | | | × |
| 13-14 | × | | |
| 15-16 | | | × |

| 接点代码 | 323A/4 | | |
|---------|----------|---|---|
| 2-16 编码 | C1/30/0E | | |
| 面板刻字 | 1 | 2 | 3 |
| 1-2 | | × | |
| 3-4 | | × | |
| 5-6 | × | | |
| 7-8 | × | | |
| 9-10 | × | | |
| 11-12 | | | × |
| 13-14 | | | × |
| 15-16 | | | × |

| 接点代码 | 323B/4 | | |
|---------|----------|---|---|
| 2-16 编码 | 54/03/A8 | | |
| 面板刻字 | 1 | 2 | 3 |
| 1-2 | × | | |
| 3-4 | | | × |
| 5-6 | × | | |
| 7-8 | | | × |
| 9-10 | | × | |
| 11-12 | | × | |
| 13-14 | × | | |
| 15-16 | | | × |

| 接点代码 | 335/4 | | |
|---------|----------|---|---|
| 2-16 编码 | 19/13/E6 | | |
| 面板刻字 | 1 | 2 | 3 |
| 1-2 | × | × | |
| 3-4 | | | × |
| 5-6 | | | × |
| 7-8 | | | × |
| 9-10 | × | × | |
| 11-12 | | × | × |
| 13-14 | | | × |
| 15-16 | × | | |

| 接点代码 | 434/4 | | |
|---------|----------|---|---|
| 2-16 编码 | 55/4A/AA | | |
| 面板刻字 | 1 | 2 | 3 |
| 1-2 | × | | |
| 3-4 | | | × |
| 5-6 | × | × | |
| 7-8 | | | × |
| 9-10 | × | | |
| 11-12 | | × | × |
| 13-14 | × | | |
| 15-16 | | × | × |

| 接点代码 | 404/4 | | |
|---------|----------|---|---|
| 2-16 编码 | 55/00/AA | | |
| 面板刻字 | 1 | 0 | 2 |
| 1-2 | × | | |
| 3-4 | | | × |
| 5-6 | × | | |
| 7-8 | | | × |
| 9-10 | × | | |
| 11-12 | | | × |
| 13-14 | × | | |
| 15-16 | | | × |

◎ 三档开关

| 接点代码 | 404A/4 | | |
|---------|----------|---|---|
| 2-16 编码 | AA/00/55 | | |
| 面板刻字 | 1 | 0 | 2 |
| 1-2 | | | × |
| 3-4 | × | | |
| 5-6 | | | × |
| 7-8 | × | | |
| 9-10 | | | × |
| 11-12 | × | | |
| 13-14 | | | × |
| 15-16 | × | | |

| 接点代码 | 443/4 | | |
|---------|----------|---|---|
| 2-16 编码 | 8B/74/83 | | |
| 面板刻字 | 1 | 2 | 3 |
| 1-2 | | × | |
| 3-4 | | × | |
| 5-6 | | × | |
| 7-8 | × | | × |
| 9-10 | × | | × |
| 11-12 | × | | × |
| 13-14 | | × | |
| 15-16 | × | | |

| 接点代码 | 443A/4 | | |
|---------|----------|---|---|
| 2-16 编码 | F0/1D/0E | | |
| 面板刻字 | 1 | 2 | 3 |
| 1-2 | × | × | |
| 3-4 | × | | |
| 5-6 | × | | |
| 7-8 | × | | |
| 9-10 | | × | |
| 11-12 | | | × |
| 13-14 | | × | × |
| 15-16 | | × | × |

| 接点代码 | 444/4 | | |
|---------|----------|---|---|
| 2-16 编码 | 0F/F0/0F | | |
| 面板刻字 | 1 | 2 | 3 |
| 1-2 | | × | |
| 3-4 | | × | |
| 5-6 | | × | |
| 7-8 | | × | |
| 9-10 | × | | × |
| 11-12 | × | | × |
| 13-14 | × | | × |
| 15-16 | × | | × |

| 接点代码 | 444A/4 | | |
|---------|----------|---|---|
| 2-16 编码 | AA/CC/55 | | |
| 面板刻字 | 1 | 2 | 3 |
| 1-2 | | | × |
| 3-4 | × | | |
| 5-6 | | × | × |
| 7-8 | × | × | |
| 9-10 | | | × |
| 11-12 | × | | |
| 13-14 | | × | × |
| 15-16 | × | × | |

| 接点代码 | 444B/4 | | |
|---------|----------|---|---|
| 2-16 编码 | 55/99/AA | | |
| 面板刻字 | 1 | 2 | 3 |
| 1-2 | × | × | |
| 3-4 | | | × |
| 5-6 | × | | |
| 7-8 | | × | × |
| 9-10 | × | × | |
| 11-12 | | | × |
| 13-14 | × | | |
| 15-16 | | × | × |

| 接点代码 | 808/4 | | |
|---------|----------|---|---|
| 2-16 编码 | FF/00/FF | | |
| 面板刻字 | 1 | 0 | 2 |
| 1-2 | × | | × |
| 3-4 | × | | × |
| 5-6 | × | | × |
| 7-8 | × | | × |
| 9-10 | × | | × |
| 11-12 | × | | × |
| 13-14 | × | | × |
| 15-16 | × | | × |

| 接点代码 | 053/4 | | |
|---------|----------|---|---|
| 2-16 编码 | 00/F1/0E | | |
| 面板刻字 | 0 | 1 | 2 |
| 1-2 | | × | |
| 3-4 | | × | |
| 5-6 | | × | |
| 7-8 | | × | |
| 9-10 | | × | |
| 11-12 | | | × |
| 13-14 | | | × |
| 15-16 | | | × |

| 接点代码 | 045/4 | | |
|---------|----------|---|---|
| 2-16 编码 | 00/2B/DC | | |
| 面板刻字 | 0 | 1 | 2 |
| 1-2 | | | × |
| 3-4 | | × | |
| 5-6 | | | × |
| 7-8 | | | × |
| 9-10 | | × | |
| 11-12 | | × | |
| 13-14 | | | × |
| 15-16 | | × | × |

| 接点代码 | 055/4 | | |
|---------|----------|---|---|
| 2-16 编码 | 00/73/B5 | | |
| 面板刻字 | 0 | 1 | 2 |
| 1-2 | | × | × |
| 3-4 | | × | × |
| 5-6 | | × | |
| 7-8 | | | × |
| 9-10 | | × | × |
| 11-12 | | × | |
| 13-14 | | | × |
| 15-16 | | | |

| 接点代码 | 048/4 | | |
|---------|----------|---|---|
| 2-16 编码 | 00/F0/FF | | |
| 面板刻字 | 0 | 1 | 2 |
| 1-2 | | × | × |
| 3-4 | | × | × |
| 5-6 | | × | × |
| 7-8 | | × | × |
| 9-10 | | | × |
| 11-12 | | | × |
| 13-14 | | | × |
| 15-16 | | | × |

| 接点代码 | 133/4 | | |
|---------|----------|---|---|
| 2-16 编码 | 10/E0/07 | | |
| 面板刻字 | 1 | 2 | 3 |
| 1-2 | × | | |
| 3-4 | | × | |
| 5-6 | | × | |
| 7-8 | | × | |
| 9-10 | | | × |
| 11-12 | | | × |
| 13-14 | | | × |
| 15-16 | | | |

| 接点代码 | 208/4 | | |
|---------|----------|---|---|
| 2-16 编码 | 0C/00/FF | | |
| 面板刻字 | 1 | 0 | 2 |
| 1-2 | | | × |
| 3-4 | | | × |
| 5-6 | | | × |
| 7-8 | | | × |
| 9-10 | | | × |
| 11-12 | | | × |
| 13-14 | × | | × |
| 15-16 | × | | × |

| 接点代码 | 254/4 | | |
|---------|----------|---|---|
| 2-16 编码 | 21/B3/56 | | |
| 面板刻字 | 1 | 2 | 3 |
| 1-2 | | × | × |
| 3-4 | × | × | |
| 5-6 | | | × |
| 7-8 | | × | |
| 9-10 | × | × | |
| 11-12 | | × | × |
| 13-14 | | | × |
| 15-16 | | | |

| 接点代码 | 306/4 | | |
|---------|----------|---|---|
| 2-16 编码 | 32/00/F5 | | |
| 面板刻字 | 1 | 0 | 2 |
| 1-2 | × | | × |
| 3-4 | × | | × |
| 5-6 | | | × |
| 7-8 | | | × |
| 9-10 | | | × |
| 11-12 | × | | |
| 13-14 | | | × |
| 15-16 | | | |

| 接点代码 | 305/4 | | |
|---------|----------|---|---|
| 2-16 编码 | 70/00/8F | | |
| 面板刻字 | 1 | 0 | 2 |
| 1-2 | × | | |
| 3-4 | × | | |
| 5-6 | × | | |
| 7-8 | | | × |
| 9-10 | | | × |
| 11-12 | | | × |
| 13-14 | | | × |
| 15-16 | | | × |

三档开关

◎ 三档开关

| 接点代码 | 305A/4 | | |
|---------|----------|---|---|
| 2-16 编码 | 51/00/AE | | |
| 面板刻字 | 1 | 0 | 2 |
| 1-2 | × | | |
| 3-4 | | | × |
| 5-6 | × | | |
| 7-8 | | | × |
| 9-10 | × | | |
| 11-12 | | | × |
| 13-14 | | | × |
| 15-16 | | | × |

| 接点代码 | 214/4 | | |
|---------|----------|---|---|
| 2-16 编码 | 06/80/71 | | |
| 面板刻字 | 1 | 2 | 3 |
| 1-2 | | | × |
| 3-4 | | | × |
| 5-6 | | | × |
| 7-8 | | × | |
| 9-10 | | | × |
| 11-12 | × | | |
| 13-14 | × | | |
| 15-16 | | | |

| 接点代码 | 262/4 | | |
|---------|----------|---|---|
| 2-16 编码 | 30/CF/30 | | |
| 面板刻字 | 1 | 2 | 3 |
| 1-2 | × | | × |
| 3-4 | × | | × |
| 5-6 | | × | |
| 7-8 | | × | |
| 9-10 | | × | |
| 11-12 | | × | |
| 13-14 | | × | |
| 15-16 | | × | |

| 接点代码 | 242/4 | | |
|---------|----------|---|---|
| 2-16 编码 | 03/F0/0C | | |
| 面板刻字 | 1 | 2 | 3 |
| 1-2 | | × | |
| 3-4 | | × | |
| 5-6 | | × | |
| 7-8 | | × | |
| 9-10 | × | | |
| 11-12 | × | | |
| 13-14 | | | × |
| 15-16 | | | × |

| 接点代码 | 282/4 | | |
|---------|----------|---|---|
| 2-16 编码 | 30/FF/0C | | |
| 面板刻字 | 1 | 2 | 3 |
| 1-2 | × | × | |
| 3-4 | × | × | |
| 5-6 | | × | |
| 7-8 | | × | |
| 9-10 | | × | |
| 11-12 | | × | |
| 13-14 | | × | × |
| 15-16 | | × | × |

| 接点代码 | 325/4 | | |
|---------|----------|---|---|
| 2-16 编码 | 19/11/E6 | | |
| 面板刻字 | 1 | 2 | 3 |
| 1-2 | × | × | |
| 3-4 | | | × |
| 5-6 | | | × |
| 7-8 | | | × |
| 9-10 | × | × | |
| 11-12 | | | × |
| 13-14 | | | × |
| 15-16 | × | | |

| 接点代码 | 343/4 | | |
|---------|----------|---|---|
| 2-16 编码 | 0D/F0/0E | | |
| 面板刻字 | 1 | 2 | 3 |
| 1-2 | | × | |
| 3-4 | | × | |
| 5-6 | | × | |
| 7-8 | | × | |
| 9-10 | × | | |
| 11-12 | | | × |
| 13-14 | × | | × |
| 15-16 | × | | × |

| 接点代码 | 414/4 | | |
|---------|----------|---|---|
| 2-16 编码 | 55/20/AA | | |
| 面板刻字 | 1 | 2 | 3 |
| 1-2 | × | | |
| 3-4 | | × | × |
| 5-6 | × | | |
| 7-8 | | | × |
| 9-10 | × | | |
| 11-12 | | | × |
| 13-14 | × | | |
| 15-16 | | | × |

| 接点代码 | 414A/4 | | |
|---------|----------|---|---|
| 2-16 编码 | 65/10/AA | | |
| 面板刻字 | 1 | 2 | 3 |
| 1-2 | | × | |
| 3-4 | × | | × |
| 5-6 | × | | |
| 7-8 | | | × |
| 9-10 | × | | |
| 11-12 | | | × |
| 13-14 | × | | |
| 15-16 | | | × |

| 接点代码 | 414B/4 | | |
|---------|----------|---|---|
| 2-16 编码 | 87/20/D2 | | |
| 面板刻字 | 1 | 2 | 3 |
| 1-2 | | | × |
| 3-4 | | × | |
| 5-6 | | | × |
| 7-8 | × | | × |
| 9-10 | × | | |
| 11-12 | × | | × |
| 13-14 | × | | |
| 15-16 | | | |

| 接点代码 | 422/4 | | |
|---------|----------|---|---|
| 2-16 编码 | F0/03/0C | | |
| 面板刻字 | 1 | 2 | 3 |
| 1-2 | × | | |
| 3-4 | × | | |
| 5-6 | × | | |
| 7-8 | × | | |
| 9-10 | | × | |
| 11-12 | | × | |
| 13-14 | | | × |
| 15-16 | | | × |

| 接点代码 | 424/4 | | |
|---------|----------|---|---|
| 2-16 编码 | 55/24/CC | | |
| 面板刻字 | 1 | 2 | 3 |
| 1-2 | × | | |
| 3-4 | | × | × |
| 5-6 | × | | |
| 7-8 | | | × |
| 9-10 | × | | |
| 11-12 | | | × |
| 13-14 | × | × | |
| 15-16 | | | × |

| 接点代码 | 424A/4 | | |
|---------|----------|---|---|
| 2-16 编码 | 2B/14/C5 | | |
| 面板刻字 | 1 | 2 | 3 |
| 1-2 | | × | |
| 3-4 | × | | |
| 5-6 | | | × |
| 7-8 | | | × |
| 9-10 | × | | × |
| 11-12 | × | | |
| 13-14 | | × | × |
| 15-16 | × | | |

| 接点代码 | 424B/4 | | |
|---------|----------|---|---|
| 2-16 编码 | F0/03/3C | | |
| 面板刻字 | 1 | 2 | 3 |
| 1-2 | × | | × |
| 3-4 | × | | × |
| 5-6 | × | | |
| 7-8 | × | | |
| 9-10 | | × | |
| 11-12 | | × | |
| 13-14 | | | × |
| 15-16 | | | × |

| 接点代码 | 424C/4 | | |
|---------|----------|---|---|
| 2-16 编码 | C5/30/CA | | |
| 面板刻字 | 1 | 2 | 3 |
| 1-2 | | × | |
| 3-4 | | × | |
| 5-6 | × | | × |
| 7-8 | × | | × |
| 9-10 | × | | |
| 11-12 | | | × |
| 13-14 | × | | |
| 15-16 | | | × |

| 接点代码 | 464/4 | | |
|---------|----------|---|---|
| 2-16 编码 | 39/F3/C6 | | |
| 面板刻字 | 1 | 2 | 3 |
| 1-2 | × | × | |
| 3-4 | × | × | |
| 5-6 | | × | × |
| 7-8 | | × | × |
| 9-10 | × | × | |
| 11-12 | | × | × |
| 13-14 | | | × |
| 15-16 | × | | |

◎ 三档开关

| 接点代码 | 464A/4 | | |
|---------|----------|---|---|
| 2-16 编码 | 55/CF/AA | | |
| 面板刻字 | 1 | 2 | 3 |
| 1-2 | × | | |
| 3-4 | | | × |
| 5-6 | × | × | |
| 7-8 | | × | × |
| 9-10 | × | × | |
| 11-12 | | × | × |
| 13-14 | × | × | |
| 15-16 | | × | × |

| 接点代码 | 506/4 | | |
|---------|----------|---|---|
| 2-16 编码 | 3B/00/FC | | |
| 面板刻字 | 1 | 0 | 2 |
| 1-2 | × | | × |
| 3-4 | × | | × |
| 5-6 | | | × |
| 7-8 | | | × |
| 9-10 | × | | |
| 11-12 | × | | |
| 13-14 | | | × |
| 15-16 | × | | × |

| 接点代码 | 544/4 | | |
|---------|----------|---|---|
| 2-16 编码 | F2/F0/0F | | |
| 面板刻字 | 1 | 2 | 3 |
| 1-2 | × | × | |
| 3-4 | × | × | |
| 5-6 | × | × | |
| 7-8 | × | × | |
| 9-10 | | | × |
| 11-12 | × | | × |
| 13-14 | | | × |
| 15-16 | | | × |

| 接点代码 | 484/4 | | |
|---------|----------|---|---|
| 2-16 编码 | 55/FF/AA | | |
| 面板刻字 | 1 | 2 | 3 |
| 1-2 | × | × | |
| 3-4 | | × | × |
| 5-6 | × | × | |
| 7-8 | | × | × |
| 9-10 | × | × | |
| 11-12 | | × | × |
| 13-14 | × | × | |
| 15-16 | | × | × |

| 接点代码 | 525/4 | | |
|---------|----------|---|---|
| 2-16 编码 | 9B/60/97 | | |
| 面板刻字 | 1 | 2 | 3 |
| 1-2 | × | | × |
| 3-4 | | × | |
| 5-6 | | × | |
| 7-8 | × | | × |
| 9-10 | × | | × |
| 11-12 | × | | × |
| 13-14 | | | × |
| 15-16 | × | | |

| 接点代码 | 602/4 | | |
|---------|----------|---|---|
| 2-16 编码 | 3F/00/60 | | |
| 面板刻字 | 1 | 0 | 2 |
| 1-2 | × | | |
| 3-4 | × | | × |
| 5-6 | | | × |
| 7-8 | | | |
| 9-10 | × | | |
| 11-12 | × | | |
| 13-14 | × | | |
| 15-16 | × | | |

| 接点代码 | 505/4 | | |
|---------|----------|---|---|
| 2-16 编码 | 8F/00/7C | | |
| 面板刻字 | 1 | 0 | 2 |
| 1-2 | | | × |
| 3-4 | | | × |
| 5-6 | | | × |
| 7-8 | × | | |
| 9-10 | × | | |
| 11-12 | × | | |
| 13-14 | × | | × |
| 15-16 | × | | × |

| 接点代码 | 541/4 | | |
|---------|----------|---|---|
| 2-16 编码 | EA/35/10 | | |
| 面板刻字 | 1 | 2 | 3 |
| 1-2 | | × | × |
| 3-4 | × | × | |
| 5-6 | × | | |
| 7-8 | × | | |
| 9-10 | | × | |
| 11-12 | × | | |
| 13-14 | | × | |
| 15-16 | × | | |

| 接点代码 | 701/4 | | |
|---------|----------|---|---|
| 2-16 编码 | EF/00/10 | | |
| 面板刻字 | 1 | 0 | 2 |
| 1-2 | | | × |
| 3-4 | × | | |
| 5-6 | × | | |
| 7-8 | × | | |
| 9-10 | × | | |
| 11-12 | × | | |
| 13-14 | × | | |
| 15-16 | × | | |

| 接点代码 | 707/4 | | |
|---------|----------|---|---|
| 2-16 编码 | F7/00/FB | | |
| 面板刻字 | 1 | 0 | 2 |
| 1-2 | × | | × |
| 3-4 | × | | × |
| 5-6 | × | | × |
| 7-8 | × | | × |
| 9-10 | × | | × |
| 11-12 | × | | × |
| 13-14 | × | | |
| 15-16 | | | × |

| 接点代码 | 803/4 | | |
|---------|----------|---|---|
| 2-16 编码 | FF/00/07 | | |
| 面板刻字 | 1 | 0 | 2 |
| 1-2 | × | | |
| 3-4 | × | | |
| 5-6 | × | | |
| 7-8 | × | | |
| 9-10 | × | | × |
| 11-12 | × | | × |
| 13-14 | × | | × |
| 15-16 | × | | |

| 接点代码 | 808/4 | | |
|---------|----------|---|---|
| 2-16 编码 | FF/00/FF | | |
| 面板刻字 | 1 | 0 | 2 |
| 1-2 | × | | × |
| 3-4 | × | | × |
| 5-6 | × | | × |
| 7-8 | × | | × |
| 9-10 | × | | × |
| 11-12 | × | | × |
| 13-14 | × | | × |
| 15-16 | × | | × |

| 接点代码 | 119/5 | | |
|---------|-------------|---|---|
| 2-16 编码 | 002/001/FF2 | | |
| 面板刻字 | 1 | 2 | 3 |
| 1-2 | | | × |
| 3-4 | | | × |
| 5-6 | | | × |
| 7-8 | | | × |
| 9-10 | | | × |
| 11-12 | | | × |
| 13-14 | | | × |
| 15-16 | | | × |
| 17-18 | | × | |
| 19-20 | × | | × |

| 接点代码 | 424/5 | | |
|---------|-------------|---|---|
| 2-16 编码 | F00/030/0C3 | | |
| 面板刻字 | 1 | 2 | 3 |
| 1-2 | × | | |
| 3-4 | × | | |
| 5-6 | × | | |
| 7-8 | × | | |
| 9-10 | | × | |
| 11-12 | | × | |
| 13-14 | | | × |
| 15-16 | | | × |
| 17-18 | | | × |
| 19-20 | | | × |

| 接点代码 | 046/5 | | |
|---------|-------------|---|---|
| 2-16 编码 | 000/4A1/B52 | | |
| 面板刻字 | 0 | 1 | 2 |
| 1-2 | | | × |
| 3-4 | | | × |
| 5-6 | | × | |
| 7-8 | | | × |
| 9-10 | | | × |
| 11-12 | | × | |
| 13-14 | | | × |
| 15-16 | | × | |
| 17-18 | | × | |
| 19-20 | | | × |

| 接点代码 | 218/5 | | |
|---------|-------------|---|---|
| 2-16 编码 | 003/001/FF0 | | |
| 面板刻字 | 1 | 2 | 3 |
| 1-2 | | | × |
| 3-4 | | | × |
| 5-6 | | | × |
| 7-8 | | | × |
| 9-10 | | | × |
| 11-12 | | | × |
| 13-14 | | | × |
| 15-16 | | | × |
| 17-18 | × | × | |
| 19-20 | × | | |

三档开关

◎ 三档开关

| 接点代码 | 066/5 | | |
|---------|-------------|---|---|
| 2-16 编码 | 000/751/BA2 | | |
| 面板刻字 | 0 | 1 | 2 |
| 1-2 | | × | × |
| 3-4 | | × | × |
| 5-6 | | × | |
| 7-8 | | | × |
| 9-10 | | × | |
| 11-12 | | | × |
| 13-14 | | × | |
| 15-16 | | | × |
| 17-18 | | × | |
| 19-20 | | | × |

| 接点代码 | 254/5 | | |
|---------|-------------|---|---|
| 2-16 编码 | 202/D11/2E0 | | |
| 面板刻字 | 1 | 2 | 3 |
| 1-2 | | × | |
| 3-4 | × | | × |
| 5-6 | | × | |
| 7-8 | | × | |
| 9-10 | | × | |
| 11-12 | | | × |
| 13-14 | | | × |
| 15-16 | | | × |
| 17-18 | | × | |
| 19-20 | × | | |

| 接点代码 | 307/5 | | |
|---------|-------------|---|---|
| 2-16 编码 | 510/000/AE3 | | |
| 面板刻字 | 1 | 0 | 2 |
| 1-2 | × | | |
| 3-4 | | | × |
| 5-6 | × | | |
| 7-8 | | | × |
| 9-10 | × | | |
| 11-12 | | | × |
| 13-14 | | | × |
| 15-16 | | | × |
| 17-18 | | | × |
| 19-20 | | | × |

| 接点代码 | 363/5 | | |
|---------|-------------|---|---|
| 2-16 编码 | A20/553/083 | | |
| 面板刻字 | 1 | 2 | 3 |
| 1-2 | | × | |
| 3-4 | × | | |
| 5-6 | | × | |
| 7-8 | × | | |
| 9-10 | | × | |
| 11-12 | × | | |
| 13-14 | | × | |
| 15-16 | | | × |
| 17-18 | | × | × |
| 19-20 | | × | × |

| 接点代码 | 525/5 | | |
|---------|-------------|---|---|
| 2-16 编码 | 8D1/022/741 | | |
| 面板刻字 | 1 | 2 | 3 |
| 1-2 | | | × |
| 3-4 | | | × |
| 5-6 | | | × |
| 7-8 | × | | |
| 9-10 | × | | |
| 11-12 | | × | |
| 13-14 | × | | × |
| 15-16 | × | | |
| 17-18 | × | | × |
| 19-20 | | × | |

| 接点代码 | 525A/5 | | |
|---------|-------------|---|---|
| 2-16 编码 | 552/003/AA1 | | |
| 面板刻字 | 1 | 2 | 3 |
| 1-2 | × | | |
| 3-4 | | | × |
| 5-6 | × | | |
| 7-8 | | | × |
| 9-10 | × | | |
| 11-12 | | | × |
| 13-14 | × | | |
| 15-16 | | | × |
| 17-18 | | × | × |
| 19-20 | × | × | |

| 接点代码 | 445/5 | | |
|---------|-------------|---|---|
| 2-16 编码 | 170/981/683 | | |
| 面板刻字 | 1 | 2 | 3 |
| 1-2 | × | × | |
| 3-4 | | | × |
| 5-6 | | | × |
| 7-8 | | × | |
| 9-10 | × | | |
| 11-12 | × | | |
| 13-14 | × | | |
| 15-16 | | × | × |
| 17-18 | | × | × |
| 19-20 | | | × |

| 接点代码 | 544/5 | | |
|---------|-------------|---|---|
| 2-16 编码 | E42/170/981 | | |
| 面板刻字 | 1 | 2 | 3 |
| 1-2 | | × | × |
| 3-4 | × | | |
| 5-6 | × | | |
| 7-8 | × | | × |
| 9-10 | | × | |
| 11-12 | | × | |
| 13-14 | × | × | |
| 15-16 | | | × |
| 17-18 | | | × |
| 19-20 | × | | |

| 接点代码 | 036/5 | | |
|---------|-------------|---|---|
| 2-16 编码 | 000/091/F60 | | |
| 面板刻字 | 0 | 1 | 2 |
| 1-2 | | | × |
| 3-4 | | | × |
| 5-6 | | | × |
| 7-8 | | | × |
| 9-10 | | × | |
| 11-12 | | | × |
| 13-14 | | | × |
| 15-16 | | × | |
| 17-18 | | × | |
| 19-20 | | | |

| 接点代码 | 507/5 | | |
|---------|-------------|---|---|
| 2-16 编码 | 133/000/EC3 | | |
| 面板刻字 | 1 | 0 | 2 |
| 1-2 | × | | |
| 3-4 | | | × |
| 5-6 | | | × |
| 7-8 | | | × |
| 9-10 | × | | |
| 11-12 | × | | |
| 13-14 | | | × |
| 15-16 | | | × |
| 17-18 | × | | × |
| 19-20 | × | | × |

| 接点代码 | 505/5 | | |
|---------|-------------|---|---|
| 2-16 编码 | 551/000/AA2 | | |
| 面板刻字 | 1 | 0 | 2 |
| 1-2 | × | | |
| 3-4 | | | × |
| 5-6 | × | | |
| 7-8 | | | × |
| 9-10 | × | | |
| 11-12 | | | × |
| 13-14 | × | | |
| 15-16 | | | × |
| 17-18 | × | | |
| 19-20 | | | × |

| 接点代码 | 505A/5 | | |
|---------|-------------|---|---|
| 2-16 编码 | A61/000/5B0 | | |
| 面板刻字 | 1 | 0 | 2 |
| 1-2 | | | × |
| 3-4 | × | | |
| 5-6 | | | × |
| 7-8 | × | | |
| 9-10 | | | × |
| 11-12 | × | | × |
| 13-14 | × | | |
| 15-16 | | | × |
| 17-18 | × | | |
| 19-20 | | | |

| 接点代码 | 505B/5 | | |
|---------|-------------|---|---|
| 2-16 编码 | AA2/000/551 | | |
| 面板刻字 | 1 | 0 | 2 |
| 1-2 | | | × |
| 3-4 | × | | |
| 5-6 | | | × |
| 7-8 | × | | |
| 9-10 | | | × |
| 11-12 | × | | |
| 13-14 | | | × |
| 15-16 | × | | |
| 17-18 | | | × |
| 19-20 | × | | |

| 接点代码 | 715/5 | | |
|---------|-------------|---|---|
| 2-16 编码 | BF0/080/C43 | | |
| 面板刻字 | 1 | 2 | 3 |
| 1-2 | × | | |
| 3-4 | × | | |
| 5-6 | | | × |
| 7-8 | × | | × |
| 9-10 | × | | |
| 11-12 | × | | |
| 13-14 | × | | × |
| 15-16 | × | × | |
| 17-18 | | | × |
| 19-20 | | | × |

| 接点代码 | 443/5 | | |
|---------|-------------|---|---|
| 2-16 编码 | 423/292/940 | | |
| 面板刻字 | 1 | 2 | 3 |
| 1-2 | | | × |
| 3-4 | | × | |
| 5-6 | × | | |
| 7-8 | | | × |
| 9-10 | | × | |
| 11-12 | × | | |
| 13-14 | | | × |
| 15-16 | | × | |
| 17-18 | × | | |
| 19-20 | × | × | |

| 接点代码 | 317/5 | | |
|---------|-------------|---|---|
| 2-16 编码 | 282/001/D72 | | |
| 面板刻字 | 1 | 2 | 3 |
| 1-2 | | | × |
| 3-4 | × | | |
| 5-6 | | | × |
| 7-8 | | | × |
| 9-10 | | | × |
| 11-12 | | | × |
| 13-14 | | | × |
| 15-16 | × | | |
| 17-18 | | × | |
| 19-20 | × | | × |

◎ 三档开关

| 接点代码 | 433/5 | | |
|---------|-------------|---|---|
| 2-16 编码 | 0C3/510/A20 | | |
| 面板刻字 | 1 | 2 | 3 |
| 1-2 | | × | |
| 3-4 | | | × |
| 5-6 | | × | |
| 7-8 | | | × |
| 9-10 | | × | |
| 11-12 | | | × |
| 13-14 | × | | |
| 15-16 | × | | |
| 17-18 | × | | |
| 19-20 | × | | |

| 接点代码 | 444/5 | | |
|---------|-------------|---|---|
| 2-16 编码 | 341/C11/4A2 | | |
| 面板刻字 | 1 | 2 | 3 |
| 1-2 | × | | |
| 3-4 | × | | |
| 5-6 | | × | × |
| 7-8 | | × | |
| 9-10 | | × | |
| 11-12 | | | × |
| 13-14 | × | | |
| 15-16 | | | × |
| 17-18 | × | × | |
| 19-20 | | | × |

| 接点代码 | 333/5 | | |
|---------|-------------|---|---|
| 2-16 编码 | 421/290/940 | | |
| 面板刻字 | 1 | 2 | 3 |
| 1-2 | | | × |
| 3-4 | | × | |
| 5-6 | × | | |
| 7-8 | | | × |
| 9-10 | | × | |
| 11-12 | × | | |
| 13-14 | | | × |
| 15-16 | | × | |
| 17-18 | × | | |
| 19-20 | | | |

| 接点代码 | 333A/5 | | |
|---------|-------------|---|---|
| 2-16 编码 | 150/C01/2A0 | | |
| 面板刻字 | 1 | 2 | 3 |
| 1-2 | × | | |
| 3-4 | | | × |
| 5-6 | | × | |
| 7-8 | | × | |
| 9-10 | × | | |
| 11-12 | | | × |
| 13-14 | × | | |
| 15-16 | | | × |
| 17-18 | | × | |
| 19-20 | | | |

| 接点代码 | 436/5 | | |
|---------|-------------|---|---|
| 2-16 编码 | 1C1/C40/3B2 | | |
| 面板刻字 | 1 | 2 | 3 |
| 1-2 | × | | × |
| 3-4 | | | × |
| 5-6 | | × | |
| 7-8 | | × | |
| 9-10 | | | × |
| 11-12 | | | × |
| 13-14 | × | × | |
| 15-16 | × | | × |
| 17-18 | × | | |
| 19-20 | | | × |

| 接点代码 | 464/5 | | |
|---------|-------------|---|---|
| 2-16 编码 | F00/0F3/F00 | | |
| 面板刻字 | 1 | 2 | 3 |
| 1-2 | × | | × |
| 3-4 | × | | × |
| 5-6 | × | | × |
| 7-8 | × | | × |
| 9-10 | | × | |
| 11-12 | | × | |
| 13-14 | | × | |
| 15-16 | | × | |
| 17-18 | | × | |
| 19-20 | | × | |

| 接点代码 | 518/5 | | |
|---------|-------------|---|---|
| 2-16 编码 | 643/080/B73 | | |
| 面板刻字 | 1 | 2 | 3 |
| 1-2 | | | × |
| 3-4 | × | | |
| 5-6 | × | | × |
| 7-8 | | | × |
| 9-10 | | | × |
| 11-12 | | | × |
| 13-14 | × | | × |
| 15-16 | | × | |
| 17-18 | × | | × |
| 19-20 | × | | × |

| 接点代码 | 545/5 | | |
|---------|-------------|---|---|
| 2-16 编码 | C92/2E0/551 | | |
| 面板刻字 | 1 | 2 | 3 |
| 1-2 | | | × |
| 3-4 | | × | |
| 5-6 | × | | × |
| 7-8 | × | | × |
| 9-10 | × | | × |
| 11-12 | | × | |
| 13-14 | | × | × |
| 15-16 | × | × | |
| 17-18 | | | × |
| 19-20 | × | | |

| 接点代码 | 646/5 | | |
|---------|-------------|---|---|
| 2-16 编码 | F30/0C3/F30 | | |
| 面板刻字 | 1 | 2 | 3 |
| 1-2 | × | | × |
| 3-4 | × | | × |
| 5-6 | × | | × |
| 7-8 | × | | × |
| 9-10 | × | | × |
| 11-12 | × | | × |
| 13-14 | | × | |
| 15-16 | | × | |
| 17-18 | | × | |
| 19-20 | | × | |

| 接点代码 | 646A/5 | | |
|---------|-------------|---|---|
| 2-16 编码 | F81/690/671 | | |
| 面板刻字 | 1 | 2 | 3 |
| 1-2 | × | | |
| 3-4 | × | × | × |
| 5-6 | × | × | × |
| 7-8 | × | | |
| 9-10 | | × | × |
| 11-12 | | | × |
| 13-14 | | | × |
| 15-16 | × | × | |
| 17-18 | × | | × |
| 19-20 | | | |

| 接点代码 | 828/5 | | |
|---------|-------------|---|---|
| 2-16 编码 | FF0/002/FF0 | | |
| 面板刻字 | 1 | 2 | 3 |
| 1-2 | × | | × |
| 3-4 | × | | × |
| 5-6 | × | | × |
| 7-8 | × | | × |
| 9-10 | × | | × |
| 11-12 | × | | × |
| 13-14 | × | | × |
| 15-16 | × | | × |
| 17-18 | | × | |
| 19-20 | | × | |

| 接点代码 | 595/5 | | |
|---------|-------------|---|---|
| 2-16 编码 | BA0/EF3/551 | | |
| 面板刻字 | 1 | 2 | 3 |
| 1-2 | × | | × |
| 3-4 | × | × | |
| 5-6 | | × | × |
| 7-8 | × | × | |
| 9-10 | | × | × |
| 11-12 | × | × | |
| 13-14 | × | × | × |
| 15-16 | × | × | |
| 17-18 | | × | × |
| 19-20 | | × | |

| 接点代码 | 544/5 | | |
|---------|-------------|---|---|
| 2-16 编码 | E42/170/981 | | |
| 面板刻字 | 1 | 2 | 3 |
| 1-2 | | × | × |
| 3-4 | × | | |
| 5-6 | × | | |
| 7-8 | × | | × |
| 9-10 | | × | |
| 11-12 | | × | |
| 13-14 | × | × | |
| 15-16 | | | × |
| 17-18 | | | × |
| 19-20 | × | | |

| 接点代码 | 606/5 | | |
|---------|-------------|---|---|
| 2-16 编码 | 333/000/CC3 | | |
| 面板刻字 | 1 | 0 | 2 |
| 1-2 | × | | |
| 3-4 | × | | |
| 5-6 | | | × |
| 7-8 | | | × |
| 9-10 | × | | |
| 11-12 | × | | |
| 13-14 | | | × |
| 15-16 | | | × |
| 17-18 | × | | × |
| 19-20 | × | | × |

| 接点代码 | 901/5 | | |
|---------|-------------|---|---|
| 2-16 编码 | EF3/000/100 | | |
| 面板刻字 | 1 | 0 | 2 |
| 1-2 | | | × |
| 3-4 | × | | |
| 5-6 | × | | |
| 7-8 | × | | |
| 9-10 | × | | |
| 11-12 | × | | |
| 13-14 | × | | |
| 15-16 | × | | |
| 17-18 | × | | |
| 19-20 | × | | |

| 接点代码 | 715/5 | | |
|---------|-------------|---|---|
| 2-16 编码 | BF0/080/C43 | | |
| 面板刻字 | 1 | 2 | 3 |
| 1-2 | × | | |
| 3-4 | × | | |
| 5-6 | | | × |
| 7-8 | × | | × |
| 9-10 | × | | |
| 11-12 | × | | |
| 13-14 | × | | × |
| 15-16 | × | × | |
| 17-18 | | | × |
| 19-20 | | | × |

◎ 三档开关

| 接点代码 | 5A5/5 | | |
|---------|-------------|---|---|
| 2-16 编码 | 551/FF3/AA2 | | |
| 面板刻字 | 1 | 2 | 3 |
| 1-2 | × | × | |
| 3-4 | | × | × |
| 5-6 | × | × | |
| 7-8 | | × | × |
| 9-10 | × | × | |
| 11-12 | | × | × |
| 13-14 | × | × | |
| 15-16 | | × | × |
| 17-18 | × | × | |
| 19-20 | | × | × |

| 接点代码 | 228/6 | | |
|---------|-------------|---|---|
| 2-16 编码 | 00C/003/FF0 | | |
| 面板刻字 | 1 | 2 | 3 |
| 1-2 | | | × |
| 3-4 | | | × |
| 5-6 | | | × |
| 7-8 | | | × |
| 9-10 | | | × |
| 11-12 | | | × |
| 13-14 | | | × |
| 15-16 | | | × |
| 17-18 | | × | |
| 19-20 | | × | |
| 21-22 | × | | |
| 23-24 | × | | |

| 接点代码 | 444/6 | | |
|---------|-------------|---|---|
| 2-16 编码 | 702/838/0C5 | | |
| 面板刻字 | 1 | 2 | 3 |
| 1-2 | × | | |
| 3-4 | × | | |
| 5-6 | × | | |
| 7-8 | | × | |
| 9-10 | | × | |
| 11-12 | | × | |
| 13-14 | | | × |
| 15-16 | | | × |
| 17-18 | | | × |
| 19-20 | × | | |
| 21-22 | | | × |
| 23-24 | | × | |

| 接点代码 | 444A/6 | | |
|---------|-------------|---|---|
| 2-16 编码 | 3C0/C03/03C | | |
| 面板刻字 | 1 | 2 | 3 |
| 1-2 | × | | |
| 3-4 | × | | |
| 5-6 | | × | |
| 7-8 | | × | |
| 9-10 | | | × |
| 11-12 | | | × |
| 13-14 | × | | |
| 15-16 | × | | |
| 17-18 | | × | |
| 19-20 | | × | |
| 21-22 | | | × |
| 23-24 | | | × |

| 接点代码 | 444B/6 | | |
|---------|-------------|---|---|
| 2-16 编码 | 415/3C0/82A | | |
| 面板刻字 | 1 | 2 | 3 |
| 1-2 | | × | |
| 3-4 | | × | |
| 5-6 | × | | |
| 7-8 | | | × |
| 9-10 | × | | |
| 11-12 | | | × |
| 13-14 | | × | |
| 15-16 | | × | |
| 17-18 | × | | |
| 19-20 | | | × |
| 21-22 | × | | |
| 23-24 | | | × |

| 接点代码 | 807/6 | | |
|---------|-------------|---|---|
| 2-16 编码 | 0FF/000/F70 | | |
| 面板刻字 | 1 | 0 | 2 |
| 1-2 | | | × |
| 3-4 | | | × |
| 5-6 | | | × |
| 7-8 | | | × |
| 9-10 | × | | × |
| 11-12 | × | | × |
| 13-14 | × | | × |
| 15-16 | × | | |
| 17-18 | × | | |
| 19-20 | × | | |
| 21-22 | × | | |
| 23-24 | × | | |

| 接点代码 | 666/6 | | |
|---------|-------------|---|---|
| 2-16 编码 | F0C/CF0/333 | | |
| 面板刻字 | 1 | 2 | 3 |
| 1-2 | × | | × |
| 3-4 | × | | × |
| 5-6 | × | × | |
| 7-8 | × | × | |
| 9-10 | | × | × |
| 11-12 | | × | × |
| 13-14 | | × | |
| 15-16 | | × | |
| 17-18 | | | × |
| 19-20 | | | × |
| 21-22 | × | | |
| 23-24 | × | | |

| 接点代码 | 666A/6 | | |
|---------|-------------|---|---|
| 2-16 编码 | 59A/AAA/555 | | |
| 面板刻字 | 1 | 2 | 3 |
| 1-2 | × | | × |
| 3-4 | | × | |
| 5-6 | × | | × |
| 7-8 | | × | |
| 9-10 | × | | × |
| 11-12 | | × | |
| 13-14 | | | × |
| 15-16 | × | × | |
| 17-18 | | | × |
| 19-20 | × | × | |
| 21-22 | | | × |
| 23-24 | × | × | |

| 接点代码 | 666B/6 | | |
|---------|-------------|---|---|
| 2-16 编码 | 55A/555/AA5 | | |
| 面板刻字 | 1 | 2 | 3 |
| 1-2 | × | × | |
| 3-4 | | | × |
| 5-6 | × | × | |
| 7-8 | | | × |
| 9-10 | × | × | |
| 11-12 | | | × |
| 13-14 | × | × | |
| 15-16 | | | × |
| 17-18 | | × | × |
| 19-20 | × | | |
| 21-22 | | × | × |
| 23-24 | × | | |

| 接点代码 | 666C/6 | | |
|---------|-------------|---|---|
| 2-16 编码 | 0CF/F30/OCF | | |
| 面板刻字 | 1 | 2 | 3 |
| 1-2 | | × | |
| 3-4 | | × | |
| 5-6 | | × | |
| 7-8 | | × | |
| 9-10 | | × | |
| 11-12 | | × | |
| 13-14 | × | | × |
| 15-16 | × | | × |
| 17-18 | × | | × |
| 19-20 | × | | × |
| 21-22 | × | | × |
| 23-24 | × | | × |

| 接点代码 | 814/6 | | |
|---------|-------------|---|---|
| 2-16 编码 | 2EF/100/E10 | | |
| 面板刻字 | 1 | 2 | 3 |
| 1-2 | | × | |
| 3-4 | × | | × |
| 5-6 | | | × |
| 7-8 | | | × |
| 9-10 | | | × |
| 11-12 | × | | |
| 13-14 | × | | |
| 15-16 | × | | |
| 17-18 | × | | |
| 19-20 | × | | |
| 21-22 | × | | |
| 23-24 | × | | |

| 接点代码 | 083/6 | | |
|---------|-------------|---|---|
| 2-16 编码 | 000/F17/OE0 | | |
| 面板刻字 | 0 | 1 | 2 |
| 1-2 | | × | |
| 3-4 | | × | |
| 5-6 | | × | |
| 7-8 | | × | |
| 9-10 | | × | |
| 11-12 | | | × |
| 13-14 | | | × |
| 15-16 | | | × |
| 17-18 | | × | |
| 19-20 | | × | |
| 21-22 | | × | |
| 23-24 | | | |

◎ 三档开关

| 接点代码 | 08C/6 | | |
|---------|-------------|---|---|
| 2-16 编码 | 000/FF0/FFF | | |
| 面板刻字 | 0 | 1 | 2 |
| 1-2 | | × | × |
| 3-4 | | × | × |
| 5-6 | | × | × |
| 7-8 | | × | × |
| 9-10 | | × | × |
| 11-12 | | × | × |
| 13-14 | | × | × |
| 15-16 | | × | × |
| 17-18 | | | × |
| 19-20 | | | × |
| 21-22 | | | × |
| 23-24 | | | × |

| 接点代码 | 336/6 | | |
|---------|-------------|---|---|
| 2-16 编码 | 700/830/OCF | | |
| 面板刻字 | 1 | 2 | 3 |
| 1-2 | × | | |
| 3-4 | × | | |
| 5-6 | × | | |
| 7-8 | | × | |
| 9-10 | | × | |
| 11-12 | | × | |
| 13-14 | | | × |
| 15-16 | | | × |
| 17-18 | | | × |
| 19-20 | | | × |
| 21-22 | | | × |
| 23-24 | | | × |

| 接点代码 | 364/6 | | |
|---------|-------------|---|---|
| 2-16 编码 | 209/D94/262 | | |
| 面板刻字 | 1 | 2 | 3 |
| 1-2 | | × | |
| 3-4 | × | | × |
| 5-6 | | × | |
| 7-8 | | × | |
| 9-10 | | × | |
| 11-12 | | | × |
| 13-14 | | | × |
| 15-16 | | × | |
| 17-18 | × | | |
| 19-20 | | | × |
| 21-22 | | × | |
| 23-24 | × | | |

| 接点代码 | 448/6 | | |
|---------|-------------|---|---|
| 2-16 编码 | 550/00F/AAF | | |
| 面板刻字 | 1 | 2 | 3 |
| 1-2 | × | | |
| 3-4 | | | × |
| 5-6 | × | | |
| 7-8 | | | × |
| 9-10 | × | | |
| 11-12 | | | × |
| 13-14 | × | | |
| 15-16 | | | × |
| 17-18 | | × | × |
| 19-20 | | × | × |
| 21-22 | | × | × |
| 23-24 | | × | × |

| 接点代码 | 363/6 | | |
|---------|-------------|---|---|
| 2-16 编码 | 888/555/222 | | |
| 面板刻字 | 1 | 2 | 3 |
| 1-2 | | × | |
| 3-4 | | | × |
| 5-6 | | × | |
| 7-8 | × | | |
| 9-10 | | × | |
| 11-12 | | | × |
| 13-14 | | × | |
| 15-16 | × | | |
| 17-18 | | × | |
| 19-20 | | | × |
| 21-22 | | × | |
| 23-24 | × | | |

| 接点代码 | 507/6 | | |
|---------|-------------|---|---|
| 2-16 编码 | F10/000/0EF | | |
| 面板刻字 | 1 | 0 | 2 |
| 1-2 | × | | |
| 3-4 | × | | |
| 5-6 | × | | |
| 7-8 | × | | |
| 9-10 | × | | |
| 11-12 | | | × |
| 13-14 | | | × |
| 15-16 | | | × |
| 17-18 | | | × |
| 19-20 | | | × |
| 21-22 | | | × |
| 23-24 | | | × |

| 接点代码 | 527/6 | | |
|---------|-------------|---|---|
| 2-16 编码 | F10/060/0EF | | |
| 面板刻字 | 1 | 2 | 3 |
| 1-2 | × | | |
| 3-4 | × | | |
| 5-6 | × | | |
| 7-8 | × | | |
| 9-10 | × | | |
| 11-12 | | × | × |
| 13-14 | | × | × |
| 15-16 | | | × |
| 17-18 | | | × |
| 19-20 | | | × |
| 21-22 | | | × |
| 23-24 | | | × |

| 接点代码 | 536/6 | | |
|---------|-------------|---|---|
| 2-16 编码 | F10/0E0/OCF | | |
| 面板刻字 | 1 | 2 | 3 |
| 1-2 | × | | |
| 3-4 | × | | |
| 5-6 | × | | |
| 7-8 | × | | |
| 9-10 | × | | |
| 11-12 | | × | |
| 13-14 | | × | × |
| 15-16 | | × | × |
| 17-18 | | | × |
| 19-20 | | | × |
| 21-22 | | | × |
| 23-24 | | | × |

| 接点代码 | 556/6 | | |
|---------|-------------|---|---|
| 2-16 编码 | 255/9A2/659 | | |
| 面板刻字 | 1 | 2 | 3 |
| 1-2 | | × | |
| 3-4 | × | | × |
| 5-6 | | | × |
| 7-8 | | × | |
| 9-10 | × | | × |
| 11-12 | | × | |
| 13-14 | × | | × |
| 15-16 | | × | |
| 17-18 | × | | × |
| 19-20 | | × | |
| 21-22 | × | | |
| 23-24 | | | × |

| 接点代码 | 556A/6 | | |
|---------|-------------|---|---|
| 2-16 编码 | A29/1CC/617 | | |
| 面板刻字 | 1 | 2 | 3 |
| 1-2 | | × | |
| 3-4 | × | | × |
| 5-6 | | | × |
| 7-8 | × | | |
| 9-10 | | | × |
| 11-12 | × | | |
| 13-14 | | × | |
| 15-16 | | × | |
| 17-18 | × | | × |
| 19-20 | | | × |
| 21-22 | | × | × |
| 23-24 | × | × | |

| 接点代码 | 556B/6 | | |
|---------|-------------|---|---|
| 2-16 编码 | 70C/683/B70 | | |
| 面板刻字 | 1 | 2 | 3 |
| 1-2 | × | | × |
| 3-4 | × | × | × |
| 5-6 | × | × | |
| 7-8 | | | × |
| 9-10 | | | × |
| 11-12 | | | × |
| 13-14 | | | × |
| 15-16 | | × | |
| 17-18 | | × | |
| 19-20 | | × | |
| 21-22 | × | | |
| 23-24 | × | | |

| 接点代码 | 606/6 | | |
|---------|-------------|---|---|
| 2-16 编码 | 555/000/AAA | | |
| 面板刻字 | 1 | 0 | 2 |
| 1-2 | × | | |
| 3-4 | | | × |
| 5-6 | × | | |
| 7-8 | | | × |
| 9-10 | × | | |
| 11-12 | | | × |
| 13-14 | × | | |
| 15-16 | | | × |
| 17-18 | × | | |
| 19-20 | | | × |
| 21-22 | × | | |
| 23-24 | | | × |

◎ 三档开关

| 接点代码 | 606A/6 | | |
|---------|-------------|---|---|
| 2-16 编码 | AAA/000/555 | | |
| 面板刻字 | 1 | 0 | 2 |
| 1-2 | | | × |
| 3-4 | × | | |
| 5-6 | | | × |
| 7-8 | × | | |
| 9-10 | | | × |
| 11-12 | × | | |
| 13-14 | | | × |
| 15-16 | × | | |
| 17-18 | | | × |
| 19-20 | × | | |
| 21-22 | | | × |
| 23-24 | × | | |

| 接点代码 | 555/6 | | |
|---------|-------------|---|---|
| 2-16 编码 | 255/9A2/459 | | |
| 面板刻字 | 1 | 2 | 3 |
| 1-2 | | × | |
| 3-4 | × | | |
| 5-6 | | | × |
| 7-8 | | × | |
| 9-10 | × | | × |
| 11-12 | | × | |
| 13-14 | × | | × |
| 15-16 | | × | |
| 17-18 | × | | × |
| 19-20 | | × | |
| 21-22 | × | | |
| 23-24 | | | × |

| 接点代码 | 565/6 | | |
|---------|-------------|---|---|
| 2-16 编码 | AC1/13E/6C1 | | |
| 面板刻字 | 1 | 2 | 3 |
| 1-2 | | × | |
| 3-4 | × | | × |
| 5-6 | | | × |
| 7-8 | × | | |
| 9-10 | | × | |
| 11-12 | | × | |
| 13-14 | × | | × |
| 15-16 | × | | × |
| 17-18 | × | | × |
| 19-20 | | × | |
| 21-22 | | × | |
| 23-24 | | × | |

| 接点代码 | 534/6 | | |
|---------|-------------|---|---|
| 2-16 编码 | F10/0E0/00F | | |
| 面板刻字 | 1 | 2 | 3 |
| 1-2 | × | | |
| 3-4 | × | | |
| 5-6 | × | | |
| 7-8 | × | | |
| 9-10 | × | | |
| 11-12 | | × | |
| 13-14 | | × | |
| 15-16 | | × | |
| 17-18 | | | × |
| 19-20 | | | × |
| 21-22 | | | × |
| 23-24 | | | × |

| 接点代码 | 564/6 | | |
|---------|-------------|---|---|
| 2-16 编码 | 1AC/8BA/641 | | |
| 面板刻字 | 1 | 2 | 3 |
| 1-2 | × | | |
| 3-4 | | | × |
| 5-6 | | | × |
| 7-8 | | × | |
| 9-10 | | × | |
| 11-12 | × | × | |
| 13-14 | | | × |
| 15-16 | × | × | |
| 17-18 | | | × |
| 19-20 | | × | |
| 21-22 | × | | |
| 23-24 | × | × | |

| 接点代码 | 566/6 | | |
|---------|-------------|---|---|
| 2-16 编码 | 81E/764/783 | | |
| 面板刻字 | 1 | 2 | 3 |
| 1-2 | | × | × |
| 3-4 | | × | × |
| 5-6 | | × | × |
| 7-8 | × | | |
| 9-10 | × | | |
| 11-12 | | × | |
| 13-14 | | × | |
| 15-16 | | | × |
| 17-18 | | | × |
| 19-20 | × | | × |
| 21-22 | × | × | |
| 23-24 | × | | |

| 接点代码 | 574/6 | | |
|---------|-------------|---|---|
| 2-16 编码 | A0E/0EF/511 | | |
| 面板刻字 | 1 | 2 | 3 |
| 1-2 | | | × |
| 3-4 | × | | |
| 5-6 | | | × |
| 7-8 | × | | |
| 9-10 | | | × |
| 11-12 | | × | |
| 13-14 | | × | |
| 15-16 | | × | |
| 17-18 | | × | × |
| 19-20 | × | × | |
| 21-22 | × | × | |
| 23-24 | × | × | |

| 接点代码 | 636/6 | | |
|---------|-------------|---|---|
| 2-16 编码 | 45E/181/A2E | | |
| 面板刻字 | 1 | 2 | 3 |
| 1-2 | | × | |
| 3-4 | | | × |
| 5-6 | × | | |
| 7-8 | | | × |
| 9-10 | × | | |
| 11-12 | | | × |
| 13-14 | × | | |
| 15-16 | | × | |
| 17-18 | | × | |
| 19-20 | × | | × |
| 21-22 | × | | × |
| 23-24 | × | | × |

| 接点代码 | 605/6 | | |
|---------|-------------|---|---|
| 2-16 编码 | F12/000/0E5 | | |
| 面板刻字 | 1 | 0 | 2 |
| 1-2 | × | | |
| 3-4 | × | | |
| 5-6 | × | | |
| 7-8 | × | | |
| 9-10 | × | | |
| 11-12 | | | × |
| 13-14 | | | × |
| 15-16 | | | × |
| 17-18 | | | × |
| 19-20 | × | | |
| 21-22 | | | × |
| 23-24 | | | |

| 接点代码 | 609/6 | | |
|---------|-------------|---|---|
| 2-16 编码 | DA1/000/E5F | | |
| 面板刻字 | 1 | 0 | 2 |
| 1-2 | × | | |
| 3-4 | | | × |
| 5-6 | × | | × |
| 7-8 | × | | × |
| 9-10 | | | × |
| 11-12 | × | | |
| 13-14 | | | × |
| 15-16 | × | | |
| 17-18 | × | | × |
| 19-20 | | | × |
| 21-22 | | | × |
| 23-24 | | | × |

| 接点代码 | 662/6 | | |
|---------|-------------|---|---|
| 2-16 编码 | 553/AA3/00C | | |
| 面板刻字 | 1 | 2 | 3 |
| 1-2 | × | | |
| 3-4 | | × | |
| 5-6 | × | | |
| 7-8 | | × | |
| 9-10 | × | | |
| 11-12 | | × | |
| 13-14 | × | | |
| 15-16 | | × | |
| 17-18 | × | × | |
| 19-20 | × | × | |
| 21-22 | | | × |
| 23-24 | | | × |

| 接点代码 | 805/6 | | |
|---------|-------------|---|---|
| 2-16 编码 | FAA/000/05D | | |
| 面板刻字 | 1 | 0 | 2 |
| 1-2 | × | | |
| 3-4 | × | | |
| 5-6 | × | | |
| 7-8 | × | | |
| 9-10 | | | × |
| 11-12 | × | | |
| 13-14 | | | × |
| 15-16 | × | | |
| 17-18 | | | × |
| 19-20 | × | | |
| 21-22 | | | × |
| 23-24 | × | | × |

◎ 三档开关

| 接点代码 | 828/6 | | |
|---------|-------------|---|---|
| 2-16 编码 | 3CF/030/CCF | | |
| 面板刻字 | 1 | 2 | 3 |
| 1-2 | × | | |
| 3-4 | × | | |
| 5-6 | | | × |
| 7-8 | | | × |
| 9-10 | | × | |
| 11-12 | | × | |
| 13-14 | × | | × |
| 15-16 | × | | × |
| 17-18 | × | | × |
| 19-20 | × | | × |
| 21-22 | × | | × |
| 23-24 | × | | × |

| 接点代码 | B01/6 | | |
|---------|-------------|---|---|
| 2-16 编码 | FF7/000/008 | | |
| 面板刻字 | 1 | 0 | 2 |
| 1-2 | × | | |
| 3-4 | × | | |
| 5-6 | × | | |
| 7-8 | × | | |
| 9-10 | × | | |
| 11-12 | × | | |
| 13-14 | × | | |
| 15-16 | × | | |
| 17-18 | × | | |
| 19-20 | × | | |
| 21-22 | × | | |
| 23-24 | | | × |

| 接点代码 | 754/6 | | |
|---------|-------------|---|---|
| 2-16 编码 | DD2/1D4/229 | | |
| 面板刻字 | 1 | 2 | 3 |
| 1-2 | × | × | |
| 3-4 | | | × |
| 5-6 | × | | |
| 7-8 | × | | |
| 9-10 | × | × | |
| 11-12 | | | × |
| 13-14 | × | × | |
| 15-16 | × | × | |
| 17-18 | | | × |
| 19-20 | × | | |
| 21-22 | | × | |
| 23-24 | | | × |

| 接点代码 | A83/6 | | |
|---------|-------------|---|---|
| 2-16 编码 | F7B/757/08C | | |
| 面板刻字 | 1 | 2 | 3 |
| 1-2 | × | × | |
| 3-4 | × | × | |
| 5-6 | × | × | |
| 7-8 | × | | |
| 9-10 | × | × | |
| 11-12 | × | | |
| 13-14 | × | × | |
| 15-16 | | | × |
| 17-18 | × | × | |
| 19-20 | × | × | |
| 21-22 | | × | × |
| 23-24 | × | | × |

| 接点代码 | C01/6 | | |
|---------|-------------|---|---|
| 2-16 编码 | FFF/000/100 | | |
| 面板刻字 | 1 | 0 | 2 |
| 1-2 | × | | × |
| 3-4 | × | | |
| 5-6 | × | | |
| 7-8 | × | | |
| 9-10 | × | | |
| 11-12 | × | | |
| 13-14 | × | | |
| 15-16 | × | | |
| 17-18 | × | | |
| 19-20 | × | | |
| 21-22 | × | | |
| 23-24 | × | | |

| 接点代码 | 939/6 | | |
|---------|-------------|---|---|
| 2-16 编码 | FF1/00E/FF1 | | |
| 面板刻字 | 1 | 2 | 3 |
| 1-2 | × | | × |
| 3-4 | × | | × |
| 5-6 | × | | × |
| 7-8 | × | | × |
| 9-10 | × | | × |
| 11-12 | × | | × |
| 13-14 | × | | × |
| 15-16 | × | | × |
| 17-18 | × | | × |
| 19-20 | | × | |
| 21-22 | | × | |
| 23-24 | | × | |

| 接点代码 | 1B1/6 | | |
|---------|-------------|---|---|
| 2-16 编码 | 008/FF7/008 | | |
| 面板刻字 | 1 | 2 | 3 |
| 1-2 | | × | |
| 3-4 | | × | |
| 5-6 | | × | |
| 7-8 | | × | |
| 9-10 | | × | |
| 11-12 | | × | |
| 13-14 | | × | |
| 15-16 | | × | |
| 17-18 | | × | |
| 19-20 | | × | |
| 21-22 | | × | |
| 23-24 | × | | × |

| 接点代码 | 475/7 | | |
|---------|----------------|---|---|
| 2-16 编码 | 8150/7E20/0193 | | |
| 面板刻字 | 1 | 2 | 3 |
| 1-2 | | × | |
| 3-4 | | × | |
| 5-6 | | × | |
| 7-8 | × | | |
| 9-10 | × | | × |
| 11-12 | | × | |
| 13-14 | | × | |
| 15-16 | | × | |
| 17-18 | × | | × |
| 19-20 | | × | |
| 21-22 | × | | |
| 23-24 | | | × |
| 25-26 | | | × |
| 27-28 | | | × |

| 接点代码 | 475A/7 | | |
|---------|----------------|---|---|
| 2-16 编码 | 0642/7921/8990 | | |
| 面板刻字 | 1 | 2 | 3 |
| 1-2 | | × | |
| 3-4 | | × | |
| 5-6 | | × | |
| 7-8 | | | × |
| 9-10 | | × | × |
| 11-12 | × | | |
| 13-14 | × | | |
| 15-16 | | × | × |
| 17-18 | | | × |
| 19-20 | | × | |
| 21-22 | × | | |
| 23-24 | | | × |
| 25-26 | | × | |
| 27-28 | × | | |

| 接点代码 | 645/7 | | |
|---------|----------------|---|---|
| 2-16 编码 | F300/0E10/00E3 | | |
| 面板刻字 | 1 | 2 | 3 |
| 1-2 | × | | |
| 3-4 | × | | |
| 5-6 | × | | |
| 7-8 | × | | |
| 9-10 | × | | |
| 11-12 | × | × | |
| 13-14 | | × | |
| 15-16 | | × | |
| 17-18 | | × | |
| 19-20 | | | × |
| 21-22 | | | × |
| 23-24 | | | × |
| 25-26 | | | × |
| 27-28 | | | × |

| 接点代码 | 696/7 | | |
|---------|----------------|---|---|
| 2-16 编码 | F0C0/CF83/3330 | | |
| 面板刻字 | 1 | 2 | 3 |
| 1-2 | × | | × |
| 3-4 | × | | × |
| 5-6 | × | × | |
| 7-8 | × | × | |
| 9-10 | | × | × |
| 11-12 | | × | × |
| 13-14 | | × | |
| 15-16 | | × | |
| 17-18 | | | × |
| 19-20 | | | × |
| 21-22 | × | | |
| 23-24 | × | × | |
| 25-26 | | × | |
| 27-28 | | × | |

◎ 三档开关

| 接点代码 | 67A/7 | | |
|---------|----------------|---|---|
| 2-16 编码 | 5550/AA83/55F3 | | |
| 面板刻字 | 1 | 2 | 3 |
| 1-2 | × | | × |
| 3-4 | | × | |
| 5-6 | × | | × |
| 7-8 | | × | |
| 9-10 | × | | × |
| 11-12 | | × | |
| 13-14 | × | | × |
| 15-16 | | × | |
| 17-18 | × | | × |
| 19-20 | | | × |
| 21-22 | × | | × |
| 23-24 | | × | × |
| 25-26 | | × | × |
| 27-28 | | × | × |

| 接点代码 | 707/7 | | |
|---------|----------------|---|---|
| 2-16 编码 | 5551/0000/AAA2 | | |
| 面板刻字 | 1 | 0 | 2 |
| 1-2 | × | | |
| 3-4 | | | × |
| 5-6 | × | | |
| 7-8 | | | × |
| 9-10 | × | | |
| 11-12 | | | × |
| 13-14 | × | | |
| 15-16 | | | × |
| 17-18 | × | | |
| 19-20 | | | × |
| 21-22 | × | | |
| 23-24 | | | × |
| 25-26 | × | | |
| 27-28 | | | × |

| 接点代码 | 707A/7 | | |
|---------|----------------|---|---|
| 2-16 编码 | AAA2/0000/5551 | | |
| 面板刻字 | 1 | 0 | 2 |
| 1-2 | | | × |
| 3-4 | × | | |
| 5-6 | | | × |
| 7-8 | × | | |
| 9-10 | | | × |
| 11-12 | × | | |
| 13-14 | | | × |
| 15-16 | × | | |
| 17-18 | | | × |
| 19-20 | × | | |
| 21-22 | | | × |
| 23-24 | × | | |
| 25-26 | | | × |
| 27-28 | × | | |

| 接点代码 | 777/7 | | |
|---------|----------------|---|---|
| 2-16 编码 | 5551/AAA2/5551 | | |
| 面板刻字 | 1 | 2 | 3 |
| 1-2 | × | | × |
| 3-4 | | × | |
| 5-6 | × | | × |
| 7-8 | | × | |
| 9-10 | × | | × |
| 11-12 | | × | |
| 13-14 | × | | × |
| 15-16 | | × | |
| 17-18 | × | | × |
| 19-20 | | × | |
| 21-22 | × | | × |
| 23-24 | | × | |
| 25-26 | × | | × |
| 27-28 | | × | |

| 接点代码 | 777A/7 | | |
|---------|----------------|---|---|
| 2-16 编码 | 5592/5551/AA61 | | |
| 面板刻字 | 1 | 2 | 3 |
| 1-2 | × | × | |
| 3-4 | | | × |
| 5-6 | × | × | |
| 7-8 | | | × |
| 9-10 | × | × | |
| 11-12 | | | × |
| 13-14 | × | × | |
| 15-16 | | | × |
| 17-18 | × | × | |
| 19-20 | | | × |
| 21-22 | | × | × |
| 23-24 | × | | |
| 25-26 | | × | × |
| 27-28 | × | | |

| 接点代码 | 955/7 | | |
|---------|----------------|---|---|
| 2-16 编码 | 97D2/1350/6821 | | |
| 面板刻字 | 1 | 2 | 3 |
| 1-2 | × | × | |
| 3-4 | | | × |
| 5-6 | | | × |
| 7-8 | × | | |
| 9-10 | × | × | |
| 11-12 | × | × | |
| 13-14 | × | | |
| 15-16 | | | × |
| 17-18 | × | × | |
| 19-20 | | | × |
| 21-22 | × | × | |
| 23-24 | × | | |
| 25-26 | | | × |
| 27-28 | × | | |

| 接点代码 | 809/7 | | |
|---------|----------------|---|---|
| 2-16 编码 | 3CC3/0000/D770 | | |
| 面板刻字 | 1 | 0 | 2 |
| 1-2 | × | | × |
| 3-4 | × | | |
| 5-6 | | | × |
| 7-8 | | | × |
| 9-10 | | | × |
| 11-12 | | | × |
| 13-14 | × | | × |
| 15-16 | × | | |
| 17-18 | | | × |
| 19-20 | | | × |
| 21-22 | | | × |
| 23-24 | × | | |
| 25-26 | × | | |
| 27-28 | × | | |

| 接点代码 | 666/7 | | |
|---------|----------------|---|---|
| 2-16 编码 | 5550/OAA3/AAA0 | | |
| 面板刻字 | 1 | 2 | 3 |
| 1-2 | × | | |
| 3-4 | | | × |
| 5-6 | × | | |
| 7-8 | | | × |
| 9-10 | × | | |
| 11-12 | | × | × |
| 13-14 | × | | |
| 15-16 | | × | × |
| 17-18 | × | | |
| 19-20 | | × | × |
| 21-22 | × | | |
| 23-24 | | × | × |
| 25-26 | | × | |
| 27-28 | | × | |

| 接点代码 | 68A/7 | | |
|---------|----------------|---|---|
| 2-16 编码 | 5550/AAA3/55F3 | | |
| 面板刻字 | 1 | 2 | 3 |
| 1-2 | × | | × |
| 3-4 | | × | |
| 5-6 | × | | × |
| 7-8 | | × | |
| 9-10 | × | | × |
| 11-12 | | × | |
| 13-14 | × | | × |
| 15-16 | | × | |
| 17-18 | × | | × |
| 19-20 | | × | × |
| 21-22 | × | | × |
| 23-24 | | × | × |
| 25-26 | | × | × |
| 27-28 | | × | × |

| 接点代码 | D01/7 | | |
|---------|----------------|---|---|
| 2-16 编码 | EFF3/0000/1000 | | |
| 面板刻字 | 1 | 0 | 2 |
| 1-2 | | | × |
| 3-4 | × | | |
| 5-6 | × | | |
| 7-8 | × | | |
| 9-10 | × | | |
| 11-12 | × | | |
| 13-14 | × | | |
| 15-16 | × | | |
| 17-18 | × | | |
| 19-20 | × | | |
| 21-22 | × | | |
| 23-24 | × | | |
| 25-26 | × | | |
| 27-28 | × | | |

◎ 三档开关

| 接点代码 | 808/8 | | |
|---------|----------------|---|---|
| 2-16 编码 | 5555/0000/AAAA | | |
| 面板刻字 | 1 | 0 | 2 |
| 1-2 | × | | |
| 3-4 | | | × |
| 5-6 | × | | |
| 7-8 | | | × |
| 9-10 | × | | |
| 11-12 | | | × |
| 13-14 | × | | |
| 15-16 | | | × |
| 17-18 | × | | |
| 19-20 | | | × |
| 21-22 | × | | |
| 23-24 | | | × |
| 25-26 | × | | |
| 27-28 | | | × |
| 29-30 | × | | |
| 31-32 | | | × |

| 接点代码 | 555/8 | | |
|---------|----------------|---|---|
| 2-16 编码 | F100/0E30/00C7 | | |
| 面板刻字 | 1 | 2 | 3 |
| 1-2 | × | | |
| 3-4 | × | | |
| 5-6 | × | | |
| 7-8 | × | | |
| 9-10 | × | | |
| 11-12 | | × | |
| 13-14 | | × | |
| 15-16 | | × | |
| 17-18 | | × | |
| 19-20 | | × | |
| 21-22 | | | × |
| 23-24 | | | × |
| 25-26 | | | × |
| 27-28 | | | × |
| 29-30 | | | × |
| 31-32 | | | |

| 接点代码 | 32D/8 | | |
|---------|----------------|---|---|
| 2-16 编码 | 00C1/0028/FF3E | | |
| 面板刻字 | 1 | 2 | 3 |
| 1-2 | | | × |
| 3-4 | | | × |
| 5-6 | | | × |
| 7-8 | | | × |
| 9-10 | | | × |
| 11-12 | | | × |
| 13-14 | | | × |
| 15-16 | | | × |
| 17-18 | | | × |
| 19-20 | | × | × |
| 21-22 | × | | |
| 23-24 | × | | |
| 25-26 | × | | |
| 27-28 | | | × |
| 29-30 | | | × |
| 31-32 | | × | × |

| 接点代码 | 655/8 | | |
|---------|----------------|---|---|
| 2-16 编码 | 512A/0455/AA80 | | |
| 面板刻字 | 1 | 2 | 3 |
| 1-2 | × | | |
| 3-4 | | | × |
| 5-6 | × | | |
| 7-8 | | | × |
| 9-10 | × | | |
| 11-12 | | | × |
| 13-14 | | × | |
| 15-16 | | | × |
| 17-18 | | × | |
| 19-20 | × | | |
| 21-22 | | × | |
| 23-24 | | | × |
| 25-26 | | × | |
| 27-28 | × | | |
| 29-30 | | × | |
| 31-32 | × | | |

| 接点代码 | 664/8 | | |
|---------|----------------|---|---|
| 2-16 编码 | F300/0CF0/000F | | |
| 面板刻字 | 1 | 2 | 3 |
| 1-2 | × | | |
| 3-4 | × | | |
| 5-6 | × | | |
| 7-8 | × | | |
| 9-10 | × | | |
| 11-12 | × | | |
| 13-14 | | × | |
| 15-16 | | × | |
| 17-18 | | × | |
| 19-20 | | × | |
| 21-22 | | × | |
| 23-24 | | × | |
| 25-26 | | | × |
| 27-28 | | | × |
| 29-30 | | | × |
| 31-32 | | | × |

| 接点代码 | 738/8 | | |
|---------|----------------|---|---|
| 2-16 编码 | F700/0830/08DF | | |
| 面板刻字 | 1 | 2 | 3 |
| 1-2 | × | | |
| 3-4 | × | | |
| 5-6 | × | | |
| 7-8 | × | | |
| 9-10 | × | | |
| 11-12 | × | | |
| 13-14 | × | | |
| 15-16 | | × | × |
| 17-18 | | × | × |
| 19-20 | | × | |
| 21-22 | | | × |
| 23-24 | | | × |
| 25-26 | | | × |
| 27-28 | | | × |
| 29-30 | | | × |
| 31-32 | | | × |

| 接点代码 | 787/8 | | |
|---------|----------------|---|---|
| 2-16 编码 | 7033/0FF0/D0CC | | |
| 面板刻字 | 1 | 2 | 3 |
| 1-2 | × | | × |
| 3-4 | × | | × |
| 5-6 | × | | |
| 7-8 | | | × |
| 9-10 | | × | |
| 11-12 | | × | |
| 13-14 | | × | |
| 15-16 | | × | |
| 17-18 | × | × | |
| 19-20 | × | × | |
| 21-22 | | × | × |
| 23-24 | | × | × |
| 25-26 | × | | |
| 27-28 | × | | |
| 29-30 | | | × |
| 31-32 | | | × |

| 接点代码 | 837/8 | | |
|---------|----------------|---|---|
| 2-16 编码 | 81CF/7000/8F30 | | |
| 面板刻字 | 1 | 2 | 3 |
| 1-2 | | × | |
| 3-4 | | × | |
| 5-6 | | × | |
| 7-8 | × | | × |
| 9-10 | × | | × |
| 11-12 | | | × |
| 13-14 | | | × |
| 15-16 | | | × |
| 17-18 | | | × |
| 19-20 | | | × |
| 21-22 | × | | |
| 23-24 | × | | |
| 25-26 | × | | |
| 27-28 | × | | |
| 29-30 | × | | |
| 31-32 | × | | |

◎ 三档开关

| 接点代码 | 718/8 | | |
|---------|----------------|---|---|
| 2-16 编码 | 08F3/0008/F704 | | |
| 面板刻字 | 1 | 2 | 3 |
| 1-2 | | | × |
| 3-4 | | | × |
| 5-6 | | | × |
| 7-8 | | | × |
| 9-10 | | | × |
| 11-12 | | | × |
| 13-14 | | | × |
| 15-16 | × | | |
| 17-18 | × | | |
| 19-20 | × | | |
| 21-22 | × | | |
| 23-24 | × | | |
| 25-26 | × | | |
| 27-28 | × | | |
| 29-30 | | | × |
| 31-32 | | × | |

| 接点代码 | 768/8 | | |
|---------|----------------|---|---|
| 2-16 编码 | F700/0F30/08DF | | |
| 面板刻字 | 1 | 2 | 3 |
| 1-2 | × | | |
| 3-4 | × | | |
| 5-6 | × | | |
| 7-8 | × | | |
| 9-10 | × | × | |
| 11-12 | × | × | |
| 13-14 | × | × | |
| 15-16 | | × | × |
| 17-18 | | × | × |
| 19-20 | | × | |
| 21-22 | | | × |
| 23-24 | | | × |
| 25-26 | | | × |
| 27-28 | | | × |
| 29-30 | | | × |
| 31-32 | | | × |

| 接点代码 | 847/8 | | |
|---------|----------------|---|---|
| 2-16 编码 | FF00/00F0/007F | | |
| 面板刻字 | 1 | 2 | 3 |
| 1-2 | × | | |
| 3-4 | × | | |
| 5-6 | × | | |
| 7-8 | × | | |
| 9-10 | × | | |
| 11-12 | × | | |
| 13-14 | × | | |
| 15-16 | × | | |
| 17-18 | | × | × |
| 19-20 | | × | × |
| 21-22 | | × | × |
| 23-24 | | × | |
| 25-26 | | | × |
| 27-28 | | | × |
| 29-30 | | | × |
| 31-32 | | | × |

| 接点代码 | 867/8 | | |
|---------|----------------|---|---|
| 2-16 编码 | 838F/F300/6C70 | | |
| 面板刻字 | 1 | 2 | 3 |
| 1-2 | | × | |
| 3-4 | | × | × |
| 5-6 | | × | × |
| 7-8 | × | × | |
| 9-10 | × | × | |
| 11-12 | × | × | |
| 13-14 | | | × |
| 15-16 | | | × |
| 17-18 | | | × |
| 19-20 | | | × |
| 21-22 | | | × |
| 23-24 | × | | |
| 25-26 | × | | |
| 27-28 | × | | |
| 29-30 | × | | |
| 31-32 | × | | |

| 接点代码 | 8G8/8 | | |
|---------|---------------|---|---|
| 2-16 编码 | 3333/FFF/CCCC | | |
| 面板刻字 | 1 | 2 | 3 |
| 1-2 | × | × | |
| 3-4 | × | × | |
| 5-6 | | × | × |
| 7-8 | | × | × |
| 9-10 | × | × | |
| 11-12 | × | × | |
| 13-14 | | × | × |
| 15-16 | | × | × |
| 17-18 | × | × | |
| 19-20 | × | × | |
| 21-22 | | × | × |
| 23-24 | | × | × |
| 25-26 | × | × | |
| 27-28 | × | × | |
| 29-30 | | × | × |
| 31-32 | | × | × |

| 接点代码 | D3D/8 | | |
|---------|----------------|---|---|
| 2-16 编码 | F75F/08A0/F75F | | |
| 面板刻字 | 1 | 2 | 3 |
| 1-2 | × | | × |
| 3-4 | × | | × |
| 5-6 | × | | × |
| 7-8 | × | | × |
| 9-10 | × | | × |
| 11-12 | × | | × |
| 13-14 | × | | × |
| 15-16 | | × | |
| 17-18 | × | | × |
| 19-20 | | × | |
| 21-22 | × | | × |
| 23-24 | | × | |
| 25-26 | × | | × |
| 27-28 | × | | × |
| 29-30 | × | | × |
| 31-32 | × | | × |

| 接点代码 | 868/8 | | |
|---------|----------------|---|---|
| 2-16 编码 | 838F/F300/7C70 | | |
| 面板刻字 | 1 | 2 | 3 |
| 1-2 | | × | × |
| 3-4 | | × | × |
| 5-6 | | × | × |
| 7-8 | × | × | |
| 9-10 | × | × | |
| 11-12 | × | × | |
| 13-14 | | | × |
| 15-16 | | | × |
| 17-18 | | | × |
| 19-20 | | | × |
| 21-22 | | | × |
| 23-24 | × | | |
| 25-26 | × | | |
| 27-28 | × | | |
| 29-30 | × | | |
| 31-32 | × | | |

| 接点代码 | 917/8 | | |
|---------|----------------|---|---|
| 2-16 编码 | 29AF/0001/D650 | | |
| 面板刻字 | 1 | 2 | 3 |
| 1-2 | | | × |
| 3-4 | × | | |
| 5-6 | | | × |
| 7-8 | | | × |
| 9-10 | × | | |
| 11-12 | | | × |
| 13-14 | | | × |
| 15-16 | × | | |
| 17-18 | | | × |
| 19-20 | × | | |
| 21-22 | | | × |
| 23-24 | × | | |
| 25-26 | × | × | |
| 27-28 | × | | |
| 29-30 | × | | |
| 31-32 | × | | |

◎ 三档开关

| 接点代码 | E02/8 | | |
|---------|----------------|---|---|
| 2-16 编码 | FFF3/0000/000C | | |
| 面板刻字 | 1 | 0 | 2 |
| 1-2 | × | | |
| 3-4 | × | | |
| 5-6 | × | | |
| 7-8 | × | | |
| 9-10 | × | | |
| 11-12 | × | | |
| 13-14 | × | | |
| 15-16 | × | | |
| 17-18 | × | | |
| 19-20 | × | | |
| 21-22 | × | | |
| 23-24 | × | | |
| 25-26 | × | | |
| 27-28 | × | | |
| 29-30 | | | × |
| 31-32 | | | × |

| 接点代码 | 727/8 | | |
|---------|----------------|---|---|
| 2-16 编码 | 4555/3000/8AAA | | |
| 面板刻字 | 1 | 2 | 3 |
| 1-2 | | × | |
| 3-4 | | × | |
| 5-6 | × | | |
| 7-8 | | | × |
| 9-10 | × | | |
| 11-12 | | | × |
| 13-14 | × | | |
| 15-16 | | | × |
| 17-18 | × | | |
| 19-20 | | | × |
| 21-22 | × | | |
| 23-24 | | | × |
| 25-26 | × | | |
| 27-28 | | | × |
| 29-30 | × | | |
| 31-32 | | | × |

| 接点代码 | 888/8 | | |
|---------|----------------|---|---|
| 2-16 编码 | 00FF/FF00/00FF | | |
| 面板刻字 | 1 | 2 | 3 |
| 1-2 | | × | |
| 3-4 | | × | |
| 5-6 | | × | |
| 7-8 | | × | |
| 9-10 | | × | |
| 11-12 | | × | |
| 13-14 | | × | |
| 15-16 | | × | |
| 17-18 | × | | × |
| 19-20 | × | | × |
| 21-22 | × | | × |
| 23-24 | × | | × |
| 25-26 | × | | × |
| 27-28 | × | | × |
| 29-30 | × | | × |
| 31-32 | × | | × |

| 接点代码 | 697/8 | | |
|---------|----------------|---|---|
| 2-16 编码 | A027/96E6/6919 | | |
| 面板刻字 | 1 | 2 | 3 |
| 1-2 | | × | |
| 3-4 | × | | × |
| 5-6 | | | × |
| 7-8 | × | × | |
| 9-10 | | | × |
| 11-12 | | × | |
| 13-14 | | × | |
| 15-16 | | | × |
| 17-18 | | | × |
| 19-20 | × | × | |
| 21-22 | | × | |
| 23-24 | | × | |
| 25-26 | × | | × |
| 27-28 | × | × | |
| 29-30 | × | × | |
| 31-32 | | | × |

| 接点代码 | F1F/8 | | |
|---------|----------------|---|---|
| 2-16 编码 | FFF7/0008/FFF7 | | |
| 面板刻字 | 1 | 2 | 3 |
| 1-2 | × | | × |
| 3-4 | × | | × |
| 5-6 | × | | × |
| 7-8 | × | | × |
| 9-10 | × | | × |
| 11-12 | × | | × |
| 13-14 | × | | × |
| 15-16 | × | | × |
| 17-18 | × | | × |
| 19-20 | × | | × |
| 21-22 | × | | × |
| 23-24 | × | | × |
| 25-26 | × | | × |
| 27-28 | × | | × |
| 29-30 | × | | × |
| 31-32 | | × | |

◎ 四档开关

| | | | | |
|---------|---------|---|---|---|
| 接点代码 | 0111/2 | | | |
| 2-16 编码 | 0/1/2/4 | | | |
| 面板刻字 | 0 | 1 | 2 | 3 |
| 1-2 | | × | | |
| 3-4 | | | × | |
| 5-6 | | | | × |
| 7-8 | | | | |

| | | | | |
|---------|---------|---|---|---|
| 接点代码 | 2022A/2 | | | |
| 2-16 编码 | A/0/6/9 | | | |
| 面板刻字 | | | | |
| 16A-4oc | 1 | 0 | 1 | 2 |
| 16B-3oc | 1 | 0 | 2 | 3 |
| 其它 | 1 | 2 | 3 | 4 |
| 1-2 | | | | × |
| 3-4 | × | | × | |
| 5-6 | | | × | |
| 7-8 | × | | | × |

| | | | | |
|---------|---------|---|---|---|
| 接点代码 | 0222/2 | | | |
| 2-16 编码 | 0/9/A/C | | | |
| 面板刻字 | 0 | 1 | 2 | 3 |
| 1-2 | | × | | |
| 3-4 | | | × | |
| 5-6 | | | | × |
| 7-8 | | × | × | × |

| | | | | |
|---------|---------|---|---|---|
| 接点代码 | 1012/2 | | | |
| 2-16 编码 | 2/0/8/5 | | | |
| 面板刻字 | | | | |
| 16A-4oc | 1 | 0 | 1 | 2 |
| 16B-3oc | 1 | 0 | 2 | 3 |
| 其它 | 1 | 2 | 3 | 4 |
| 1-2 | | | | × |
| 3-4 | × | | | |
| 5-6 | | | | × |
| 7-8 | | | × | |

| | | | | |
|---------|---------|---|---|---|
| 接点代码 | 1311A/2 | | | |
| 2-16 编码 | 2/7/4/1 | | | |
| 面板刻字 | 1 | 2 | 3 | 4 |
| 1-2 | | × | | × |
| 3-4 | × | × | | |
| 5-6 | | × | × | |
| 7-8 | | | | |

| | | | | |
|---------|---------|---|---|---|
| 接点代码 | 1111B/2 | | | |
| 2-16 编码 | 1/4/2/8 | | | |
| 面板刻字 | 1 | 2 | 3 | 4 |
| 1-2 | × | | | |
| 3-4 | | | × | |
| 5-6 | | × | | |
| 7-8 | | | | × |

| | | | | |
|---------|---------|---|---|---|
| 接点代码 | 1123/2 | | | |
| 2-16 编码 | 8/1/3/7 | | | |
| 面板刻字 | 1 | 2 | 3 | 4 |
| 1-2 | | × | × | × |
| 3-4 | | | × | × |
| 5-6 | | | | × |
| 7-8 | × | | | |

| | | | | |
|---------|---------|---|---|---|
| 接点代码 | 2022B/2 | | | |
| 2-16 编码 | 3/0/6/5 | | | |
| 面板刻字 | | | | |
| 16A-4oc | 1 | 0 | 1 | 2 |
| 16B-3oc | 1 | 0 | 2 | 3 |
| 其它 | 1 | 2 | 3 | 4 |
| 1-2 | × | | | × |
| 3-4 | × | | × | |
| 5-6 | | | × | × |
| 7-8 | | | | |

| | | | | |
|---------|---------|---|---|---|
| 接点代码 | 0222A/2 | | | |
| 2-16 编码 | 0/3/6/C | | | |
| 面板刻字 | 0 | 1 | 2 | 3 |
| 1-2 | | × | | |
| 3-4 | | × | × | |
| 5-6 | | | × | × |
| 7-8 | | | | × |

| | | | | |
|---------|---------|---|---|---|
| 接点代码 | 1234/2 | | | |
| 2-16 编码 | 1/3/7/F | | | |
| 面板刻字 | 1 | 2 | 3 | 4 |
| 1-2 | × | × | × | × |
| 3-4 | | × | × | × |
| 5-6 | | | × | × |
| 7-8 | | | | × |

| | | | | |
|---------|---------|---|---|---|
| 接点代码 | 1101/2 | | | |
| 2-16 编码 | 4/1/0/2 | | | |
| 面板刻字 | 1 | 2 | 3 | 4 |
| 1-2 | | × | | |
| 3-4 | | | | × |
| 5-6 | × | | | |
| 7-8 | | | | |

| | | | | |
|---------|---------|---|---|---|
| 接点代码 | 2011/2 | | | |
| 2-16 编码 | A/0/1/4 | | | |
| 面板刻字 | | | | |
| 16A-4oc | 1 | 0 | 1 | 2 |
| 16B-3oc | 1 | 0 | 2 | 3 |
| 其它 | 1 | 2 | 3 | 4 |
| 1-2 | | | × | |
| 3-4 | × | | | |
| 5-6 | | | | × |
| 7-8 | × | | | |

| | | | | |
|---------|---------|---|---|---|
| 接点代码 | 0233/2 | | | |
| 2-16 编码 | 0/3/7/B | | | |
| 面板刻字 | 0 | 1 | 2 | 3 |
| 1-2 | | × | × | × |
| 3-4 | | × | × | × |
| 5-6 | | | × | |
| 7-8 | | | | × |

| | | | | |
|---------|---------|---|---|---|
| 接点代码 | 2022C/2 | | | |
| 2-16 编码 | 9/0/A/C | | | |
| 面板刻字 | | | | |
| 16A-4oc | 1 | 0 | 1 | 2 |
| 16B-3oc | 1 | 0 | 2 | 3 |
| 其它 | 1 | 2 | 3 | 4 |
| 1-2 | × | | | |
| 3-4 | | | × | |
| 5-6 | | | | × |
| 7-8 | × | | × | × |

| | | | | |
|---------|---------|---|---|---|
| 接点代码 | 0222B/2 | | | |
| 2-16 编码 | 0/3/6/9 | | | |
| 面板刻字 | 0 | 1 | 2 | 3 |
| 1-2 | | × | | × |
| 3-4 | | × | × | |
| 5-6 | | | × | |
| 7-8 | | | | × |

| | | | | |
|---------|---------|---|---|---|
| 接点代码 | 1013/2 | | | |
| 2-16 编码 | 8/0/4/7 | | | |
| 面板刻字 | | | | |
| 16A-4oc | 1 | 0 | 1 | 2 |
| 16B-3oc | 1 | 0 | 2 | 3 |
| 其它 | 1 | 2 | 3 | 4 |
| 1-2 | | | | × |
| 3-4 | | | | × |
| 5-6 | | | × | × |
| 7-8 | × | | | |

| | | | | |
|---------|---------|---|---|---|
| 接点代码 | 1111/2 | | | |
| 2-16 编码 | 1/2/4/8 | | | |
| 面板刻字 | 1 | 2 | 3 | 4 |
| 1-2 | × | | | |
| 3-4 | | × | | |
| 5-6 | | | × | |
| 7-8 | | | | × |

| | | | | |
|---------|---------|---|---|---|
| 接点代码 | 2121/2 | | | |
| 2-16 编码 | 5/1/3/8 | | | |
| 面板刻字 | 1 | 2 | 3 | 4 |
| 1-2 | × | × | × | |
| 3-4 | | | × | |
| 5-6 | × | | | |
| 7-8 | | | | × |

| | | | | |
|---------|---------|---|---|---|
| 接点代码 | 2022/2 | | | |
| 2-16 编码 | 6/0/9/3 | | | |
| 面板刻字 | | | | |
| 16A-4oc | 1 | 0 | 1 | 2 |
| 16B-3oc | 1 | 0 | 2 | 3 |
| 其它 | 1 | 2 | 3 | 4 |
| 1-2 | | | × | × |
| 3-4 | × | | | × |
| 5-6 | × | | | |
| 7-8 | | | × | |

| | | | | |
|---------|---------|---|---|---|
| 接点代码 | 2022D/2 | | | |
| 2-16 编码 | 5/0/3/6 | | | |
| 面板刻字 | | | | |
| 16A-4oc | 1 | 0 | 1 | 2 |
| 16B-3oc | 1 | 0 | 2 | 3 |
| 其它 | 1 | 2 | 3 | 4 |
| 1-2 | × | | × | |
| 3-4 | | | × | × |
| 5-6 | × | | | × |
| 7-8 | | | | |

| | | | | |
|---------|---------|---|---|---|
| 接点代码 | 0222C/2 | | | |
| 2-16 编码 | 0/C/A/9 | | | |
| 面板刻字 | 0 | 1 | 2 | 3 |
| 1-2 | | | | × |
| 3-4 | | | × | |
| 5-6 | | × | | |
| 7-8 | | × | × | × |

| | | | | |
|---------|---------|---|---|---|
| 接点代码 | 1311/2 | | | |
| 2-16 编码 | 4/7/2/1 | | | |
| 面板刻字 | 1 | 2 | 3 | 4 |
| 1-2 | | × | | × |
| 3-4 | | × | × | |
| 5-6 | × | × | | |
| 7-8 | | | | |

| | | | | |
|---------|---------|---|---|---|
| 接点代码 | 1111A/2 | | | |
| 2-16 编码 | 1/4/8/2 | | | |
| 面板刻字 | 1 | 2 | 3 | 4 |
| 1-2 | × | | | |
| 3-4 | | | | × |
| 5-6 | | × | | |
| 7-8 | | | × | |

| | | | | |
|---------|---------|---|---|---|
| 接点代码 | 0224/2 | | | |
| 2-16 编码 | 0/3/C/F | | | |
| 面板刻字 | 0 | 1 | 2 | 3 |
| 1-2 | | × | | × |
| 3-4 | | × | | × |
| 5-6 | | | × | × |
| 7-8 | | | × | × |

◎ 四档开关

| | | | | |
|---------|---------|---|---|---|
| 接点代码 | 1112/2 | | | |
| 2-16 编码 | 4/8/1/3 | | | |
| 面板刻字 | 1 | 2 | 3 | 4 |
| 1-2 | | | × | × |
| 3-4 | | | | × |
| 5-6 | × | | | |
| 7-8 | | × | | |

| | | | | |
|---------|---------|---|---|---|
| 接点代码 | 2222/2 | | | |
| 2-16 编码 | 6/C/9/3 | | | |
| 面板刻字 | 1 | 2 | 3 | 4 |
| 1-2 | | | × | × |
| 3-4 | × | | | × |
| 5-6 | × | × | | |
| 7-8 | | × | × | |

| | | | | |
|---------|---------|---|---|---|
| 接点代码 | 2222A/2 | | | |
| 2-16 编码 | 9/5/A/6 | | | |
| 面板刻字 | 1 | 2 | 3 | 4 |
| 1-2 | × | × | | |
| 3-4 | | | × | × |
| 5-6 | | × | | × |
| 7-8 | × | | × | |

| | | | | |
|---------|---------|---|---|---|
| 接点代码 | 2222B/2 | | | |
| 2-16 编码 | 3/9/C/6 | | | |
| 面板刻字 | 1 | 2 | 3 | 4 |
| 1-2 | × | × | | |
| 3-4 | × | | | × |
| 5-6 | | | × | × |
| 7-8 | | × | × | |

| | | | | |
|---------|---------|---|---|---|
| 接点代码 | 4220/2 | | | |
| 2-16 编码 | F/A/5/0 | | | |
| 面板刻字 | 1 | 2 | 3 | 4 |
| 1-2 | × | | × | |
| 3-4 | × | × | | |
| 5-6 | × | | × | |
| 7-8 | × | × | | |

| | | | | |
|---------|---------|---|---|---|
| 接点代码 | 3033/2 | | | |
| 2-16 编码 | B/0/E/D | | | |
| 面板刻字 | | | | |
| 16A-4oc | 1 | 0 | 1 | 2 |
| 16B-3oc | 1 | 0 | 2 | 3 |
| 其它 | 1 | 2 | 3 | 4 |
| 1-2 | × | | | × |
| 3-4 | × | | × | |
| 5-6 | | | × | × |
| 7-8 | × | | × | × |

| | | | | |
|---------|---------|---|---|---|
| 接点代码 | 3033A/2 | | | |
| 2-16 编码 | 7/0/E/B | | | |
| 面板刻字 | | | | |
| 16A-4oc | 1 | 0 | 1 | 2 |
| 16B-3oc | 1 | 0 | 2 | 3 |
| 其它 | 1 | 2 | 3 | 4 |
| 1-2 | × | | | × |
| 3-4 | × | | × | |
| 5-6 | × | | × | × |
| 7-8 | | | × | × |

| | | | | |
|---------|---------|---|---|---|
| 接点代码 | 4111/2 | | | |
| 2-16 编码 | F/2/4/8 | | | |
| 面板刻字 | 1 | 2 | 3 | 4 |
| 1-2 | × | | | |
| 3-4 | × | × | | |
| 5-6 | × | | × | |
| 7-8 | × | | | × |

| | | | | |
|---------|---------|---|---|---|
| 接点代码 | 4202/2 | | | |
| 2-16 编码 | F/3/0/C | | | |
| 面板刻字 | 1 | 2 | 3 | 4 |
| 1-2 | × | × | | |
| 3-4 | × | × | | |
| 5-6 | × | | | × |
| 7-8 | × | | | × |

| | | | | |
|---------|---------|---|---|---|
| 接点代码 | 1222/2 | | | |
| 2-16 编码 | 1/3/6/C | | | |
| 面板刻字 | 1 | 2 | 3 | 4 |
| 1-2 | × | × | | |
| 3-4 | | × | × | |
| 5-6 | | | × | × |
| 7-8 | | | | × |

| | | | | |
|---------|-------------|---|---|---|
| 接点代码 | 0244/3 | | | |
| 2-16 编码 | 00/30/53/93 | | | |
| 面板刻字 | 0 | 1 | 2 | 3 |
| 1-2 | | × | × | × |
| 3-4 | | × | | |
| 5-6 | | | × | |
| 7-8 | | | | × |
| 9-10 | | | × | × |
| 11-12 | | | × | × |

| | | | | |
|---------|-------------|---|---|---|
| 接点代码 | 1203/3 | | | |
| 2-16 编码 | 01/30/00/C2 | | | |
| 面板刻字 | 1 | 2 | 3 | 4 |
| 1-2 | | × | | |
| 3-4 | | × | | |
| 5-6 | | | | × |
| 7-8 | | | | × |
| 9-10 | × | | | |
| 11-12 | | | | × |

| | | | | |
|---------|-------------|---|---|---|
| 接点代码 | 1234/3 | | | |
| 2-16 编码 | 20/50/D0/D1 | | | |
| 面板刻字 | 1 | 2 | 3 | 4 |
| 1-2 | | × | × | × |
| 3-4 | × | | | |
| 5-6 | | × | × | × |
| 7-8 | | | × | × |
| 9-10 | | | | × |
| 11-12 | | | | |

| | | | | |
|---------|-------------|---|---|---|
| 接点代码 | 0336/3 | | | |
| 2-16 编码 | 00/70/83/F3 | | | |
| 面板刻字 | 0 | 1 | 2 | 3 |
| 1-2 | | × | | × |
| 3-4 | | × | | × |
| 5-6 | | × | | × |
| 7-8 | | | × | × |
| 9-10 | | | × | × |
| 11-12 | | | × | × |

| | | | | |
|---------|-------------|---|---|---|
| 接点代码 | 1212/3 | | | |
| 2-16 编码 | 10/21/40/82 | | | |
| 面板刻字 | 1 | 2 | 3 | 4 |
| 1-2 | × | | | |
| 3-4 | | × | | |
| 5-6 | | | × | |
| 7-8 | | | | × |
| 9-10 | | × | | |
| 11-12 | | | | × |

| | | | | |
|---------|-------------|---|---|---|
| 接点代码 | 2022/3 | | | |
| 2-16 编码 | 42/00/21/90 | | | |
| 面板刻字 | | | | |
| 16A-4oc | 1 | 0 | 1 | 2 |
| 16B-3oc | 1 | 0 | 2 | 3 |
| 其它 | 1 | 2 | 3 | 4 |
| 1-2 | | | | × |
| 3-4 | | | × | |
| 5-6 | × | | | |
| 7-8 | | | | × |
| 9-10 | | | × | |
| 11-12 | × | | | |

| | | | | |
|---------|-------------|---|---|---|
| 接点代码 | 2022A/3 | | | |
| 2-16 编码 | 60/00/03/90 | | | |
| 面板刻字 | | | | |
| 16A-4oc | 1 | 0 | 1 | 2 |
| 16B-3oc | 1 | 0 | 2 | 3 |
| 其它 | 1 | 2 | 3 | 4 |
| 1-2 | | | | × |
| 3-4 | × | | | |
| 5-6 | × | | | |
| 7-8 | | | | × |
| 9-10 | | | × | |
| 11-12 | | | × | |

| | | | | |
|---------|-------------|---|---|---|
| 接点代码 | 1023/3 | | | |
| 2-16 编码 | 20/00/12/C1 | | | |
| 面板刻字 | | | | |
| 16A-4oc | 1 | 0 | 1 | 2 |
| 16B-3oc | 1 | 0 | 2 | 3 |
| 其它 | 1 | 2 | 3 | 4 |
| 1-2 | | | × | |
| 3-4 | × | | | |
| 5-6 | | | | × |
| 7-8 | | | | × |
| 9-10 | | | | × |
| 11-12 | | | × | |

| | | | | |
|---------|-------------|---|---|---|
| 接点代码 | 1222/3 | | | |
| 2-16 编码 | 02/30/C0/41 | | | |
| 面板刻字 | 1 | 2 | 3 | 4 |
| 1-2 | | × | | |
| 3-4 | | × | | |
| 5-6 | | | × | × |
| 7-8 | | | × | |
| 9-10 | | | | × |
| 11-12 | × | | | |

| | | | | |
|---------|-------------|---|---|---|
| 接点代码 | 2033/3 | | | |
| 2-16 编码 | 90/00/62/83 | | | |
| 面板刻字 | | | | |
| 16A-4oc | 1 | 0 | 1 | 2 |
| 16B-3oc | 1 | 0 | 2 | 3 |
| 其它 | 1 | 2 | 3 | 4 |
| 1-2 | × | | | |
| 3-4 | | | × | |
| 5-6 | | | × | |
| 7-8 | × | | | × |
| 9-10 | | | | × |
| 11-12 | | | × | × |

◎ 四档开关

| | | | | |
|---------|-------------|---|---|---|
| 接点代码 | 2033A/3 | | | |
| 2-16 编码 | 90/00/62/43 | | | |
| 面板刻字 | | | | |
| 16A-4oc | 1 | 0 | 1 | 2 |
| 16B-3oc | 1 | 0 | 2 | 3 |
| 其它 | 1 | 2 | 3 | 4 |
| 1-2 | × | | | |
| 3-4 | | | × | |
| 5-6 | | | × | × |
| 7-8 | × | | | |
| 9-10 | | | | × |
| 11-12 | | | × | × |

| | | | | |
|---------|-------------|---|---|---|
| 接点代码 | 1113A/3 | | | |
| 2-16 编码 | 10/01/80/02 | | | |
| 面板刻字 | | | | |
| 1-2 | × | | | |
| 3-4 | | | | × |
| 5-6 | | | | × |
| 7-8 | | | × | |
| 9-10 | | × | | |
| 11-12 | | | | × |

| | | | | |
|---------|-------------|---|---|---|
| 接点代码 | 2222A/3 | | | |
| 2-16 编码 | 30/50/81/A0 | | | |
| 面板刻字 | | | | |
| 1-2 | × | × | | |
| 3-4 | × | | | × |
| 5-6 | | × | | |
| 7-8 | | | × | × |
| 9-10 | | | × | |
| 11-12 | | | | |

| | | | | |
|---------|-------------|---|---|---|
| 接点代码 | 3333/3 | | | |
| 2-16 编码 | A2/61/92/51 | | | |
| 面板刻字 | | | | |
| 1-2 | | | × | × |
| 3-4 | × | × | | |
| 5-6 | | × | | × |
| 7-8 | × | | × | |
| 9-10 | | × | | × |
| 11-12 | × | | × | |

| | | | | |
|---------|-------------|---|---|---|
| 接点代码 | 2421/3 | | | |
| 2-16 编码 | 30/F0/C0/01 | | | |
| 面板刻字 | | | | |
| 1-2 | × | × | | |
| 3-4 | × | × | | |
| 5-6 | | × | × | |
| 7-8 | | × | × | |
| 9-10 | | | | × |
| 11-12 | | | | |

| | | | | |
|---------|-------------|---|---|---|
| 接点代码 | 0222/3 | | | |
| 2-16 编码 | 00/90/21/42 | | | |
| 面板刻字 | | | | |
| 1-2 | | × | | |
| 3-4 | | | × | |
| 5-6 | | | | × |
| 7-8 | | × | | |
| 9-10 | | | × | |
| 11-12 | | | | × |

| | | | | |
|---------|-------------|---|---|---|
| 接点代码 | 2332/3 | | | |
| 2-16 编码 | 30/C1/43/30 | | | |
| 面板刻字 | | | | |
| 1-2 | × | | | × |
| 3-4 | × | | | × |
| 5-6 | | × | × | |
| 7-8 | | × | | |
| 9-10 | | × | × | |
| 11-12 | | | × | |

| | | | | |
|---------|-------------|---|---|---|
| 接点代码 | 2222B/3 | | | |
| 2-16 编码 | 12/42/81/21 | | | |
| 面板刻字 | | | | |
| 1-2 | × | | | |
| 3-4 | | | | × |
| 5-6 | | × | | |
| 7-8 | | | × | |
| 9-10 | | | × | × |
| 11-12 | × | × | | |

| | | | | |
|---------|-------------|---|---|---|
| 接点代码 | 3333A/3 | | | |
| 2-16 编码 | A1/61/92/52 | | | |
| 面板刻字 | | | | |
| 1-2 | | | × | × |
| 3-4 | × | × | | |
| 5-6 | | × | | × |
| 7-8 | × | | × | |
| 9-10 | × | × | | |
| 11-12 | | | × | × |

| | | | | |
|---------|-------------|---|---|---|
| 接点代码 | 2421A/3 | | | |
| 2-16 编码 | 11/D1/C0/20 | | | |
| 面板刻字 | | | | |
| 1-2 | × | × | | |
| 3-4 | | | | × |
| 5-6 | | × | × | |
| 7-8 | | × | × | |
| 9-10 | × | × | | |
| 11-12 | | | | |

| | | | | |
|---------|-------------|---|---|---|
| 接点代码 | 0222A/3 | | | |
| 2-16 编码 | 00/90/42/21 | | | |
| 面板刻字 | | | | |
| 1-2 | | × | | |
| 3-4 | | | | × |
| 5-6 | | | × | |
| 7-8 | | × | | |
| 9-10 | | | | × |
| 11-12 | | | × | |

| | | | | |
|---------|-------------|---|---|--|
| 接点代码 | 2220/3 | | | |
| 2-16 编码 | 60/81/12/00 | | | |
| 面板刻字 | | | | |
| 1-2 | | | × | |
| 3-4 | × | | | |
| 5-6 | × | | | |
| 7-8 | | × | | |
| 9-10 | | × | | |
| 11-12 | | | × | |

| | | | | |
|---------|-------------|---|---|---|
| 接点代码 | 2222C/3 | | | |
| 2-16 编码 | 03/60/C0/90 | | | |
| 面板刻字 | | | | |
| 1-2 | | | | × |
| 3-4 | | × | | |
| 5-6 | | × | × | |
| 7-8 | | | × | × |
| 9-10 | × | | | |
| 11-12 | × | | | |

| | | | | |
|---------|-------------|---|---|---|
| 接点代码 | 3111/3 | | | |
| 2-16 编码 | 70/80/01/02 | | | |
| 面板刻字 | | | | |
| 1-2 | × | | | |
| 3-4 | × | | | |
| 5-6 | × | | | |
| 7-8 | | × | | |
| 9-10 | | | × | |
| 11-12 | | | | × |

| | | | | |
|---------|-------------|---|---|---|
| 接点代码 | 3133/3 | | | |
| 2-16 编码 | E0/02/51/D0 | | | |
| 面板刻字 | | | | |
| 1-2 | | | × | × |
| 3-4 | × | | | |
| 5-6 | × | | × | × |
| 7-8 | × | | | × |
| 9-10 | | | × | |
| 11-12 | | × | | |

| | | | | |
|---------|-------------|---|---|---|
| 接点代码 | 1113/3 | | | |
| 2-16 编码 | 80/20/40/13 | | | |
| 面板刻字 | | | | |
| 1-2 | | | | × |
| 3-4 | | × | | |
| 5-6 | | | × | |
| 7-8 | × | | | |
| 9-10 | | | | × |
| 11-12 | | | | × |

| | | | | |
|---------|-------------|---|---|---|
| 接点代码 | 2222/3 | | | |
| 2-16 编码 | 12/22/41/81 | | | |
| 面板刻字 | | | | |
| 1-2 | × | | | |
| 3-4 | | × | | |
| 5-6 | | | × | |
| 7-8 | | | | × |
| 9-10 | | | × | × |
| 11-12 | × | × | | |

| | | | | |
|---------|-------------|---|---|---|
| 接点代码 | 3036/3 | | | |
| 2-16 编码 | 51/00/A2/F3 | | | |
| 面板刻字 | | | | |
| 16A-4oc | 1 | 0 | 1 | 2 |
| 16B-3oc | 1 | 0 | 2 | 3 |
| 其它 | 1 | 2 | 3 | 4 |
| 1-2 | × | | | × |
| 3-4 | | | × | × |
| 5-6 | × | | | × |
| 7-8 | | | × | × |
| 9-10 | × | | | × |
| 11-12 | | | × | × |

| | | | | |
|---------|-------------|---|---|---|
| 接点代码 | 4044/3 | | | |
| 2-16 编码 | 72/00/F0/71 | | | |
| 面板刻字 | | | | |
| 16A-4oc | 1 | 0 | 1 | 2 |
| 16B-3oc | 1 | 0 | 2 | 3 |
| 其它 | 1 | 2 | 3 | 4 |
| 1-2 | × | | × | × |
| 3-4 | × | | × | × |
| 5-6 | × | | × | × |
| 7-8 | | | × | |
| 9-10 | | | | × |
| 11-12 | × | | | |

| | | | | |
|---------|-------------|---|---|--|
| 接点代码 | 4220/3 | | | |
| 2-16 编码 | E1/60/30/00 | | | |
| 面板刻字 | | | | |
| 1-2 | | | × | |
| 3-4 | × | × | × | |
| 5-6 | × | × | | |
| 7-8 | × | | | |
| 9-10 | × | | | |
| 11-12 | | | | |

◎ 四档开关

| 接点代码 | 3022/3 | | | |
|---------|-------------|---|---|---|
| 2-16 编码 | 92/22/21/60 | | | |
| 面板刻字 | | | | |
| 16A-4oc | 1 | 0 | 1 | 2 |
| 16B-3oc | 1 | 0 | 2 | 3 |
| 其它 | 1 | 2 | 3 | 4 |
| 1-2 | × | | | |
| 3-4 | | | × | × |
| 5-6 | | | | × |
| 7-8 | × | | | |
| 9-10 | | | × | |
| 11-12 | × | | | |

| 接点代码 | 4421/3 | | | |
|---------|-------------|---|---|---|
| 2-16 编码 | D1/B1/11/02 | | | |
| 面板刻字 | | | | |
| 1-2 | × | × | × | |
| 3-4 | | × | | |
| 5-6 | × | | | |
| 7-8 | × | × | | |
| 9-10 | × | × | × | |
| 11-12 | | | | × |

| 接点代码 | 1223/3 | | | |
|---------|-------------|---|---|---|
| 2-16 编码 | 10/81/42/62 | | | |
| 面板刻字 | | | | |
| 1-2 | × | | | |
| 3-4 | | | | × |
| 5-6 | | | × | × |
| 7-8 | | × | | |
| 9-10 | | × | | |
| 11-12 | | | × | × |

| 接点代码 | 0278/4 | | | |
|---------|-------------|---|---|---|
| 2-16 编码 | 00/81/F7/FF | | | |
| 面板刻字 | | | | |
| 1-2 | | | × | × |
| 3-4 | | | × | × |
| 5-6 | | | × | × |
| 7-8 | | × | × | × |
| 9-10 | | × | × | × |
| 11-12 | | | × | × |
| 13-14 | | | × | × |
| 15-16 | | | | × |

| 接点代码 | 1466/4 | | | |
|---------|-------------|---|---|---|
| 2-16 编码 | 02/78/F3/FC | | | |
| 面板刻字 | | | | |
| 1-2 | | × | × | × |
| 3-4 | | × | × | × |
| 5-6 | | × | × | × |
| 7-8 | | | × | × |
| 9-10 | | | × | |
| 11-12 | × | | × | |
| 13-14 | | | | × |
| 15-16 | | × | | × |

| 接点代码 | 2222/4 | | | |
|---------|-------------|---|---|---|
| 2-16 编码 | 11/22/44/88 | | | |
| 面板刻字 | | | | |
| 1-2 | × | | | |
| 3-4 | | × | | |
| 5-6 | | | × | |
| 7-8 | | | | × |
| 9-10 | × | | | |
| 11-12 | | × | | |
| 13-14 | | | × | |
| 15-16 | | | | × |

| 接点代码 | 2222A/4 | | | |
|---------|-------------|---|---|---|
| 2-16 编码 | 11/44/88/22 | | | |
| 面板刻字 | | | | |
| 1-2 | × | | | |
| 3-4 | | | | × |
| 5-6 | | × | | |
| 7-8 | | | × | |
| 9-10 | × | | | |
| 11-12 | | | | × |
| 13-14 | | × | | |
| 15-16 | | | × | |

| 接点代码 | 2222B/4 | | | |
|---------|-------------|---|---|---|
| 2-16 编码 | 81/24/42/18 | | | |
| 面板刻字 | | | | |
| 1-2 | | | | × |
| 3-4 | | × | | |
| 5-6 | | | × | |
| 7-8 | × | | | |
| 9-10 | × | | | |
| 11-12 | | | × | |
| 13-14 | | × | | |
| 15-16 | | | | × |

| 接点代码 | 0366/4 | | | |
|---------|-------------|---|---|---|
| 2-16 编码 | 00/70/F3/FC | | | |
| 面板刻字 | | | | |
| 1-2 | | × | × | × |
| 3-4 | | × | × | × |
| 5-6 | | × | × | × |
| 7-8 | | | × | × |
| 9-10 | | | × | |
| 11-12 | | | × | |
| 13-14 | | | | × |
| 15-16 | | | | × |

| 接点代码 | 2033/4 | | | |
|---------|-------------|---|---|---|
| 2-16 编码 | 30/00/C1/07 | | | |
| 面板刻字 | | | | |
| 16A-4oc | 1 | 0 | 1 | 2 |
| 16B-3oc | 1 | 0 | 2 | 3 |
| 其它 | 1 | 2 | 3 | 4 |
| 1-2 | × | | | |
| 3-4 | × | | | |
| 5-6 | | | × | |
| 7-8 | | | × | |
| 9-10 | | | × | × |
| 11-12 | | | | × |
| 13-14 | | | | × |
| 15-16 | | | | |

| 接点代码 | 2333/4 | | | |
|---------|-------------|---|---|---|
| 2-16 编码 | 48/94/A2/C1 | | | |
| 面板刻字 | | | | |
| 1-2 | | × | | |
| 3-4 | | | × | |
| 5-6 | × | | | × |
| 7-8 | | × | × | × |
| 9-10 | | | | × |
| 11-12 | | | × | |
| 13-14 | | × | | |
| 15-16 | × | | | |

| 接点代码 | 2333A/4 | | | |
|---------|-------------|---|---|---|
| 2-16 编码 | 50/54/A4/0B | | | |
| 面板刻字 | | | | |
| 1-2 | × | × | | |
| 3-4 | | | × | |
| 5-6 | × | × | | |
| 7-8 | | | × | |
| 9-10 | | | | × |
| 11-12 | | | | × |
| 13-14 | | × | × | |
| 15-16 | | | | × |

| 接点代码 | 0223/4 | | | |
|---------|-------------|---|---|---|
| 2-16 编码 | 00/30/C0/07 | | | |
| 面板刻字 | | | | |
| 1-2 | | × | | |
| 3-4 | | × | | |
| 5-6 | | | × | |
| 7-8 | | | × | |
| 9-10 | | | | × |
| 11-12 | | | | × |
| 13-14 | | | | × |
| 15-16 | | | | |

| 接点代码 | 0468/4 | | | |
|---------|-------------|---|---|---|
| 2-16 编码 | 00/72/7B/FF | | | |
| 面板刻字 | | | | |
| 1-2 | | × | × | × |
| 3-4 | | × | × | × |
| 5-6 | | × | × | × |
| 7-8 | | | | × |
| 9-10 | | | × | × |
| 11-12 | | × | × | × |
| 13-14 | | | | × |
| 15-16 | | | × | × |

| 接点代码 | 2204/4 | | | |
|---------|-------------|---|--|---|
| 2-16 编码 | 03/30/00/CC | | | |
| 面板刻字 | | | | |
| 1-2 | | × | | |
| 3-4 | | × | | |
| 5-6 | | | | × |
| 7-8 | | | | × |
| 9-10 | × | | | |
| 11-12 | × | | | |
| 13-14 | | | | × |
| 15-16 | | | | × |

| 接点代码 | 3033/4 | | | |
|---------|-------------|---|---|---|
| 2-16 编码 | 54/00/A4/0B | | | |
| 面板刻字 | | | | |
| 16A-4oc | 1 | 0 | 1 | 2 |
| 16B-3oc | 1 | 0 | 2 | 3 |
| 其它 | 1 | 2 | 3 | 4 |
| 1-2 | × | | | |
| 3-4 | | | × | |
| 5-6 | × | | | |
| 7-8 | | | × | |
| 9-10 | | | | × |
| 11-12 | | | | × |
| 13-14 | × | | × | |
| 15-16 | | | | × |

◎ 四档开关

| 接点代码 | 3033A/4 | | | |
|---------|-------------|---|---|---|
| 2-16 编码 | 16/00/C4/29 | | | |
| 面板刻字 | | | | |
| 16A-4oc | 1 | 0 | 1 | 2 |
| 16B-3oc | 1 | 0 | 2 | 3 |
| 其它 | 1 | 2 | 3 | 4 |
| 1-2 | × | | | |
| 3-4 | | | | × |
| 5-6 | | | × | |
| 7-8 | | | × | |
| 9-10 | | | | × |
| 11-12 | × | | | |
| 13-14 | × | | × | |
| 15-16 | | | | × |

| 接点代码 | 4033/4 | | | |
|---------|-------------|---|---|---|
| 2-16 编码 | CC/00/38/0B | | | |
| 面板刻字 | | | | |
| 16A-4oc | 1 | 0 | 1 | 2 |
| 16B-3oc | 1 | 0 | 2 | 3 |
| 其它 | 1 | 2 | 3 | 4 |
| 1-2 | | | × | |
| 3-4 | | | × | |
| 5-6 | × | | | |
| 7-8 | × | | | |
| 9-10 | | | | × |
| 11-12 | | | | × |
| 13-14 | × | | | |
| 15-16 | × | | × | × |

| 接点代码 | 3334/4 | | | |
|---------|-------------|---|---|---|
| 2-16 编码 | 16/25/43/87 | | | |
| 面板刻字 | | | | |
| 1-2 | × | | | |
| 3-4 | | × | | |
| 5-6 | | | × | |
| 7-8 | | | | × |
| 9-10 | | × | × | × |
| 11-12 | × | | × | × |
| 13-14 | × | × | | × |
| 15-16 | | | | |

| 接点代码 | 3323/4 | | | |
|---------|-------------|---|---|---|
| 2-16 编码 | 0B/C4/30/34 | | | |
| 面板刻字 | | | | |
| 1-2 | | | × | × |
| 3-4 | | | × | × |
| 5-6 | | × | | |
| 7-8 | | × | | |
| 9-10 | × | | | |
| 11-12 | × | | | |
| 13-14 | | × | | × |
| 15-16 | × | | | |

| 接点代码 | 3313/4 | | | |
|---------|-------------|---|---|---|
| 2-16 编码 | 45/2C/10/A2 | | | |
| 面板刻字 | | | | |
| 1-2 | | | × | |
| 3-4 | | × | | × |
| 5-6 | × | | | |
| 7-8 | | | | × |
| 9-10 | × | | | |
| 11-12 | | | | × |
| 13-14 | × | × | | |
| 15-16 | | × | | |

| 接点代码 | 3143/4 | | | |
|---------|-------------|---|---|---|
| 2-16 编码 | 19/04/A6/51 | | | |
| 面板刻字 | | | | |
| 1-2 | × | | | × |
| 3-4 | | | × | |
| 5-6 | | | | × |
| 7-8 | | | × | |
| 9-10 | × | | | × |
| 11-12 | | | × | |
| 13-14 | | × | × | |
| 15-16 | × | | | |

| 接点代码 | 4044/4 | | | |
|---------|-------------|---|---|---|
| 2-16 编码 | AA/00/33/66 | | | |
| 面板刻字 | | | | |
| 16A-4oc | 1 | 0 | 1 | 2 |
| 16B-3oc | 1 | 0 | 2 | 3 |
| 其它 | 1 | 2 | 3 | 4 |
| 1-2 | | | × | |
| 3-4 | × | | × | × |
| 5-6 | | | | × |
| 7-8 | × | | | |
| 9-10 | | | × | |
| 11-12 | × | | × | × |
| 13-14 | | | | × |
| 15-16 | × | | | |

| 接点代码 | 3323A/4 | | | |
|---------|-------------|---|---|---|
| 2-16 编码 | 23/C4/18/32 | | | |
| 面板刻字 | | | | |
| 1-2 | | | × | × |
| 3-4 | × | | | × |
| 5-6 | | × | | |
| 7-8 | | × | | |
| 9-10 | × | | | |
| 11-12 | × | | | × |
| 13-14 | | × | | |
| 15-16 | | | × | |

| 接点代码 | 3333/4 | | | |
|---------|-------------|---|---|---|
| 2-16 编码 | 34/07/0B/C8 | | | |
| 面板刻字 | | | | |
| 1-2 | × | | | |
| 3-4 | × | | | |
| 5-6 | | | | × |
| 7-8 | | | | × |
| 9-10 | | × | × | |
| 11-12 | | × | × | |
| 13-14 | × | × | | |
| 15-16 | | | × | × |

| 接点代码 | 3143A/4 | | | |
|---------|-------------|---|---|---|
| 2-16 编码 | B0/04/0F/70 | | | |
| 面板刻字 | | | | |
| 1-2 | × | | | × |
| 3-4 | × | | | × |
| 5-6 | | | | × |
| 7-8 | × | | | |
| 9-10 | | | × | |
| 11-12 | | | × | |
| 13-14 | | × | × | |
| 15-16 | | | × | |

| 接点代码 | 4044A/4 | | | |
|---------|-------------|---|---|---|
| 2-16 编码 | B8/00/33/74 | | | |
| 面板刻字 | | | | |
| 16A-4oc | 1 | 0 | 1 | 2 |
| 16B-3oc | 1 | 0 | 2 | 3 |
| 其它 | 1 | 2 | 3 | 4 |
| 1-2 | × | | × | × |
| 3-4 | × | | × | × |
| 5-6 | | | | × |
| 7-8 | × | | | |
| 9-10 | | | × | |
| 11-12 | | | × | |
| 13-14 | | | | × |
| 15-16 | × | | | |

| 接点代码 | 3333A/4 | | | |
|---------|-------------|---|---|---|
| 2-16 编码 | 54/07/0B/A8 | | | |
| 面板刻字 | | | | |
| 1-2 | × | | | |
| 3-4 | | | | × |
| 5-6 | × | | | |
| 7-8 | | | | × |
| 9-10 | | × | × | |
| 11-12 | | × | × | |
| 13-14 | × | × | | |
| 15-16 | | | × | × |

| 接点代码 | 3322/4 | | | |
|---------|-------------|---|---|---|
| 2-16 编码 | 0B/0D/50/A0 | | | |
| 面板刻字 | | | | |
| 1-2 | | | × | |
| 3-4 | | | | × |
| 5-6 | | | × | |
| 7-8 | | | | × |
| 9-10 | × | × | | |
| 11-12 | × | | | |
| 13-14 | | × | | |
| 15-16 | × | × | | |

| 接点代码 | 3234/4 | | | |
|---------|-------------|---|---|---|
| 2-16 编码 | 34/30/C4/8B | | | |
| 面板刻字 | | | | |
| 1-2 | × | × | | |
| 3-4 | × | × | | |
| 5-6 | | | × | |
| 7-8 | | | × | × |
| 9-10 | | | | × |
| 11-12 | | | | × |
| 13-14 | × | | × | |
| 15-16 | | | | × |

| 接点代码 | 4048/4 | | | |
|---------|-------------|---|---|---|
| 2-16 编码 | 53/00/AC/FF | | | |
| 面板刻字 | | | | |
| 16A-4oc | 1 | 0 | 1 | 2 |
| 16B-3oc | 1 | 0 | 2 | 3 |
| 其它 | 1 | 2 | 3 | 4 |
| 1-2 | × | | | × |
| 3-4 | | | × | × |
| 5-6 | × | | | × |
| 7-8 | | | × | × |
| 9-10 | × | | | × |
| 11-12 | × | | | × |
| 13-14 | | | × | × |
| 15-16 | | | × | × |

◎ 四档开关

| 接点代码 | 4242/4 | | | |
|---------|-------------|---|---|---|
| 2-16 编码 | CC/11/AA/22 | | | |
| 面板刻字 | 1 | 2 | 3 | 4 |
| 1-2 | | × | | |
| 3-4 | | | × | × |
| 5-6 | × | | | |
| 7-8 | × | | × | |
| 9-10 | | × | | |
| 11-12 | | | × | × |
| 13-14 | × | | | |
| 15-16 | × | | × | |

| 接点代码 | 5121/4 | | | |
|---------|-------------|---|---|---|
| 2-16 编码 | 4F/40/90/20 | | | |
| 面板刻字 | 1 | 2 | 3 | 4 |
| 1-2 | | | × | |
| 3-4 | | | | × |
| 5-6 | × | × | | |
| 7-8 | | | × | |
| 9-10 | × | | | |
| 11-12 | × | | | |
| 13-14 | × | | | |
| 15-16 | × | | | |

| 接点代码 | 0334/5 | | | |
|---------|-----------------|---|---|---|
| 2-16 编码 | 000/700/830/0C3 | | | |
| 面板刻字 | 0 | 1 | 2 | 3 |
| 1-2 | | × | | |
| 3-4 | | × | | |
| 5-6 | | × | | |
| 7-8 | | | × | |
| 9-10 | | | × | |
| 11-12 | | | × | |
| 13-14 | | | | × |
| 15-16 | | | | × |
| 17-18 | | | | × |
| 19-20 | | | | × |

| 接点代码 | 1434/5 | | | |
|---------|-----------------|---|---|---|
| 2-16 编码 | 100/870/A40/C81 | | | |
| 面板刻字 | 1 | 2 | 3 | 4 |
| 1-2 | × | | | |
| 3-4 | | | × | |
| 5-6 | | | | × |
| 7-8 | | × | × | × |
| 9-10 | | × | | |
| 11-12 | | × | | |
| 13-14 | | × | × | |
| 15-16 | | | | × |
| 17-18 | | | | × |
| 19-20 | | | | |

| 接点代码 | 4542/4 | | | |
|---------|-------------|---|---|---|
| 2-16 编码 | 33/73/CC/0C | | | |
| 面板刻字 | 1 | 2 | 3 | 4 |
| 1-2 | × | × | | |
| 3-4 | × | × | | |
| 5-6 | | × | × | |
| 7-8 | | | × | |
| 9-10 | × | × | | |
| 11-12 | × | × | | |
| 13-14 | | | × | × |
| 15-16 | | | × | × |

| 接点代码 | 8044/4 | | | |
|---------|-------------|---|---|---|
| 2-16 编码 | FF/00/55/AA | | | |
| 面板刻字 | | | | |
| 16A-4oc | 1 | 0 | 1 | 2 |
| 16B-3oc | 1 | 0 | 2 | 3 |
| 其它 | 1 | 2 | 3 | 4 |
| 1-2 | × | | × | |
| 3-4 | × | | | × |
| 5-6 | × | | × | |
| 7-8 | × | | | × |
| 9-10 | × | | × | |
| 11-12 | × | | | × |
| 13-14 | × | | × | |
| 15-16 | × | | | × |

| 接点代码 | 0352/5 | | | |
|---------|-----------------|---|---|---|
| 2-16 编码 | 000/510/A61/082 | | | |
| 面板刻字 | 0 | 1 | 2 | 3 |
| 1-2 | | × | | |
| 3-4 | | | × | |
| 5-6 | | × | | |
| 7-8 | | | × | |
| 9-10 | | × | | |
| 11-12 | | | × | |
| 13-14 | | | × | |
| 15-16 | | | | × |
| 17-18 | | | × | |
| 19-20 | | | | × |

| 接点代码 | 5355/5 | | | |
|---------|-----------------|---|---|---|
| 2-16 编码 | 172/830/AA2/833 | | | |
| 面板刻字 | 1 | 2 | 3 | 4 |
| 1-2 | × | | | |
| 3-4 | | | × | |
| 5-6 | | | | × |
| 7-8 | | × | × | × |
| 9-10 | × | × | | × |
| 11-12 | × | × | × | × |
| 13-14 | × | | | |
| 15-16 | | × | | |
| 17-18 | | | | × |
| 19-20 | × | | × | × |

| 接点代码 | 6011/4 | | | |
|---------|-------------|---|---|---|
| 2-16 编码 | F3/00/04/08 | | | |
| 面板刻字 | | | | |
| 16A-4oc | 1 | 0 | 1 | 2 |
| 16B-3oc | 1 | 0 | 2 | 3 |
| 其它 | 1 | 2 | 3 | 4 |
| 1-2 | × | | | |
| 3-4 | × | | | |
| 5-6 | × | | | |
| 7-8 | × | | | |
| 9-10 | × | | | |
| 11-12 | × | | | |
| 13-14 | | | × | |
| 15-16 | | | | × |

| 接点代码 | 4332/4 | | | |
|---------|-------------|---|---|---|
| 2-16 编码 | 65/32/92/42 | | | |
| 面板刻字 | 1 | 2 | 3 | 4 |
| 1-2 | | × | × | |
| 3-4 | × | × | | |
| 5-6 | × | | | × |
| 7-8 | | | × | |
| 9-10 | × | | | |
| 11-12 | | × | × | × |
| 13-14 | × | | | |
| 15-16 | | | | |

| 接点代码 | 0444/5 | | | |
|---------|-----------------|---|---|---|
| 2-16 编码 | 000/702/832/0C3 | | | |
| 面板刻字 | 0 | 1 | 2 | 3 |
| 1-2 | | × | | |
| 3-4 | | × | | |
| 5-6 | | × | | |
| 7-8 | | | × | |
| 9-10 | | | × | |
| 11-12 | | | × | |
| 13-14 | | | | × |
| 15-16 | | | | × |
| 17-18 | | | | × |
| 19-20 | | × | × | × |

| 接点代码 | 0555/5 | | | |
|---------|-----------------|---|---|---|
| 2-16 编码 | 000/4E1/9C1/2D1 | | | |
| 面板刻字 | 0 | 1 | 2 | 3 |
| 1-2 | | | × | |
| 3-4 | | | | × |
| 5-6 | | × | | |
| 7-8 | | | × | |
| 9-10 | | | | × |
| 11-12 | | × | | |
| 13-14 | | × | × | × |
| 15-16 | | × | × | × |
| 17-18 | | × | × | × |
| 19-20 | | | | |

| 接点代码 | 4255/4 | | | |
|---------|-------------|---|---|---|
| 2-16 编码 | B1/90/E5/37 | | | |
| 面板刻字 | 1 | 2 | 3 | 4 |
| 1-2 | × | | × | × |
| 3-4 | × | × | | × |
| 5-6 | | | × | |
| 7-8 | × | × | × | |
| 9-10 | × | | × | × |
| 11-12 | | | | × |
| 13-14 | | | × | × |
| 15-16 | | | | |

| 接点代码 | 5541/4 | | | |
|---------|-------------|---|---|---|
| 2-16 编码 | B6/A7/63/08 | | | |
| 面板刻字 | 1 | 2 | 3 | 4 |
| 1-2 | × | | | |
| 3-4 | × | × | × | |
| 5-6 | | | × | |
| 7-8 | × | × | | |
| 9-10 | | × | × | |
| 11-12 | × | × | × | |
| 13-14 | × | × | | |
| 15-16 | | | | × |

| 接点代码 | 4242/5 | | | |
|---------|-----------------|---|---|---|
| 2-16 编码 | 170/840/A81/C00 | | | |
| 面板刻字 | 1 | 2 | 3 | 4 |
| 1-2 | × | | | |
| 3-4 | | | × | |
| 5-6 | | | | × |
| 7-8 | | × | × | × |
| 9-10 | × | | | |
| 11-12 | × | | | |
| 13-14 | × | × | | |
| 15-16 | | | × | |
| 17-18 | | | × | |
| 19-20 | | | | |

| 接点代码 | 2155/5 | | | |
|---------|-----------------|---|---|---|
| 2-16 编码 | C00/100/A23/CD0 | | | |
| 面板刻字 | 1 | 2 | 3 | 4 |
| 1-2 | | × | | |
| 3-4 | | | × | |
| 5-6 | × | | | × |
| 7-8 | × | | × | × |
| 9-10 | | | | × |
| 11-12 | | | × | |
| 13-14 | | | | × |
| 15-16 | | | | × |
| 17-18 | | | × | |
| 19-20 | | | × | |

◎ 四档开关

| 接点代码 | 4444/5 | | | |
|---------|-----------------|---|---|---|
| 2-16 编码 | 330/3C0/C03/0F0 | | | |
| 面板刻字 | 1 | 2 | 3 | 4 |
| 1-2 | × | × | | |
| 3-4 | × | × | | |
| 5-6 | | | × | |
| 7-8 | | | × | |
| 9-10 | × | | | × |
| 11-12 | × | | | × |
| 13-14 | | × | | × |
| 15-16 | | × | | × |
| 17-18 | | | × | |
| 19-20 | | | × | |

| 接点代码 | 4444A/5 | | | |
|---------|-----------------|---|---|---|
| 2-16 编码 | 1B0/3C0/C03/270 | | | |
| 面板刻字 | 1 | 2 | 3 | 4 |
| 1-2 | × | × | | |
| 3-4 | | × | | × |
| 5-6 | | | × | |
| 7-8 | | | × | |
| 9-10 | × | | | × |
| 11-12 | × | | | × |
| 13-14 | | × | | × |
| 15-16 | × | × | | |
| 17-18 | | | × | |
| 19-20 | | | × | |

| 接点代码 | 6067/5 | | | |
|---------|-----------------|---|---|---|
| 2-16 编码 | 9D1/000/6E1/BE1 | | | |
| 面板刻字 | 1 | 0 | 1 | 2 |
| 16A-4oc | 1 | 0 | 1 | 2 |
| 16B-3oc | 1 | 0 | 2 | 3 |
| 其它 | 1 | 2 | 3 | 4 |
| 1-2 | × | | | × |
| 3-4 | | | × | × |
| 5-6 | | | × | |
| 7-8 | × | | | × |
| 9-10 | × | | | |
| 11-12 | | | × | × |
| 13-14 | × | | × | × |
| 15-16 | × | | × | × |
| 17-18 | × | | × | × |
| 19-20 | | | | |

| 接点代码 | 055A/5 | | | |
|---------|-----------------|---|---|---|
| 2-16 编码 | 000/551/AA2/FF3 | | | |
| 面板刻字 | 0 | 1 | 2 | 3 |
| 1-2 | | × | | × |
| 3-4 | | | × | × |
| 5-6 | | × | | × |
| 7-8 | | | × | × |
| 9-10 | | × | | × |
| 11-12 | | | × | × |
| 13-14 | | × | | × |
| 15-16 | | | × | × |
| 17-18 | | × | | × |
| 19-20 | | | × | × |

| 接点代码 | 3077/5 | | | |
|---------|-----------------|---|---|---|
| 2-16 编码 | 700/000/7C3/8F3 | | | |
| 面板刻字 | 1 | 0 | 1 | 2 |
| 16A-4oc | 1 | 0 | 1 | 2 |
| 16B-3oc | 1 | 0 | 2 | 3 |
| 其它 | 1 | 2 | 3 | 4 |
| 1-2 | × | | × | |
| 3-4 | × | | × | |
| 5-6 | × | | × | |
| 7-8 | | | | × |
| 9-10 | | | | × |
| 11-12 | | | | × |
| 13-14 | | | × | × |
| 15-16 | | | × | × |
| 17-18 | | | × | × |
| 19-20 | | | × | × |

| 接点代码 | 5045/5 | | | |
|---------|-----------------|---|---|---|
| 2-16 编码 | 551/000/A22/AA2 | | | |
| 面板刻字 | 1 | 0 | 1 | 2 |
| 16A-4oc | 1 | 0 | 1 | 2 |
| 16B-3oc | 1 | 0 | 2 | 3 |
| 其它 | 1 | 2 | 3 | 4 |
| 1-2 | × | | | |
| 3-4 | | | × | × |
| 5-6 | × | | | |
| 7-8 | | | × | × |
| 9-10 | × | | | |
| 11-12 | | | × | × |
| 13-14 | × | | | |
| 15-16 | | | | × |
| 17-18 | × | | | |
| 19-20 | | | × | × |

| 接点代码 | 6466/5 | | | |
|---------|-----------------|---|---|---|
| 2-16 编码 | 372/813/B61/DA1 | | | |
| 面板刻字 | 1 | 2 | 3 | 4 |
| 1-2 | × | | × | × |
| 3-4 | × | | × | |
| 5-6 | | | | × |
| 7-8 | | × | × | × |
| 9-10 | × | × | | |
| 11-12 | × | | × | × |
| 13-14 | × | | × | |
| 15-16 | | | | × |
| 17-18 | | × | × | × |
| 19-20 | × | × | | |

| 接点代码 | 0334/5 | | | |
|---------|-----------------|---|---|---|
| 2-16 编码 | 000/700/830/OC3 | | | |
| 面板刻字 | 0 | 1 | 2 | 3 |
| 1-2 | | × | | |
| 3-4 | | × | | |
| 5-6 | | × | | |
| 7-8 | | | × | |
| 9-10 | | | × | |
| 11-12 | | | × | |
| 13-14 | | | | × |
| 15-16 | | | | × |
| 17-18 | | | | × |
| 19-20 | | | | × |

| 接点代码 | 3333/6 | | | |
|---------|-----------------|---|---|---|
| 2-16 编码 | 111/222/444/888 | | | |
| 面板刻字 | 1 | 2 | 3 | 4 |
| 1-2 | × | | | |
| 3-4 | | × | | |
| 5-6 | | | × | |
| 7-8 | | | | × |
| 9-10 | × | | | |
| 11-12 | | × | | |
| 13-14 | | | × | |
| 15-16 | | | | × |
| 17-18 | × | | | |
| 19-20 | | × | | |
| 21-22 | | | × | |
| 23-24 | | | | × |

| 接点代码 | 3333A/6 | | | |
|---------|-----------------|---|---|---|
| 2-16 编码 | 111/444/888/222 | | | |
| 面板刻字 | 1 | 2 | 3 | 4 |
| 1-2 | × | | | |
| 3-4 | | | | × |
| 5-6 | | × | | |
| 7-8 | | | × | |
| 9-10 | × | | | |
| 11-12 | | | | × |
| 13-14 | | × | | |
| 15-16 | | | × | |
| 17-18 | × | | | |
| 19-20 | | | | × |
| 21-22 | | × | | |
| 23-24 | | | × | |

| 接点代码 | 5106/6 | | | |
|---------|-----------------|---|---|---|
| 2-16 编码 | C34/200/000/1CB | | | |
| 面板刻字 | 1 | 2 | 3 | 4 |
| 1-2 | | | | × |
| 3-4 | | × | | |
| 5-6 | × | | | |
| 7-8 | × | | | |
| 9-10 | × | | | |
| 11-12 | × | | | |
| 13-14 | | | × | |
| 15-16 | | | × | |
| 17-18 | | | × | |
| 19-20 | | | × | |
| 21-22 | × | | | |
| 23-24 | | | | × |

| 接点代码 | 5506/6 | | | |
|---------|-----------------|---|---|---|
| 2-16 编码 | AA8/A2A/000/555 | | | |
| 面板刻字 | 1 | 2 | 3 | 4 |
| 1-2 | | | | × |
| 3-4 | × | × | | |
| 5-6 | | | | × |
| 7-8 | × | × | | |
| 9-10 | | | | × |
| 11-12 | × | × | | |
| 13-14 | | | | × |
| 15-16 | × | | | |
| 17-18 | | | | × |
| 19-20 | | × | | |
| 21-22 | | | | × |
| 23-24 | × | × | | |

◎ 四档开关

| 接点代码 | 6066/6 | | | |
|---------|-----------------|---|---|---|
| 2-16 编码 | 666/000/333/CCC | | | |
| 面板刻字 | | | | |
| 16A-4oc | 1 | 0 | 1 | 2 |
| 16B-3oc | 1 | 0 | 2 | 3 |
| 其它 | 1 | 2 | 3 | 4 |
| 1-2 | | | × | |
| 3-4 | × | | × | |
| 5-6 | × | | | × |
| 7-8 | | | | × |
| 9-10 | | | × | |
| 11-12 | × | | × | |
| 13-14 | × | | | × |
| 15-16 | | | | × |
| 17-18 | | | × | |
| 19-20 | × | | × | |
| 21-22 | × | | | × |
| 23-24 | | | | × |

| 接点代码 | 6066A/6 | | | |
|---------|-----------------|---|---|---|
| 2-16 编码 | 70E/000/83E/OCF | | | |
| 面板刻字 | | | | |
| 16A-4oc | 1 | 0 | 1 | 2 |
| 16B-3oc | 1 | 0 | 2 | 3 |
| 其它 | 1 | 2 | 3 | 4 |
| 1-2 | × | | | |
| 3-4 | × | | | |
| 5-6 | × | | | |
| 7-8 | | | × | |
| 9-10 | | | × | |
| 11-12 | | | × | |
| 13-14 | | | | × |
| 15-16 | | | | × |
| 17-18 | | | | × |
| 19-20 | × | | × | × |
| 21-22 | × | | × | × |
| 23-24 | × | | × | × |

| 接点代码 | 5055/6 | | | |
|---------|-----------------|---|---|---|
| 2-16 编码 | F10/000/307/3E0 | | | |
| 面板刻字 | | | | |
| 16A-4oc | 1 | 0 | 1 | 2 |
| 16B-3oc | 1 | 0 | 2 | 3 |
| 其它 | 1 | 2 | 3 | 4 |
| 1-2 | × | | × | × |
| 3-4 | × | | × | × |
| 5-6 | × | | | |
| 7-8 | × | | | |
| 9-10 | × | | | |
| 11-12 | | | | × |
| 13-14 | | | | × |
| 15-16 | | | | × |
| 17-18 | | | × | |
| 19-20 | | | × | |
| 21-22 | | | × | |
| 23-24 | | | | |

| 接点代码 | 5155/6 | | | |
|---------|-----------------|---|---|---|
| 2-16 编码 | 307/008/3E0/F10 | | | |
| 面板刻字 | 1 | 2 | 3 | 4 |
| 1-2 | × | | × | × |
| 3-4 | × | | × | × |
| 5-6 | | | | × |
| 7-8 | | | | × |
| 9-10 | | | | × |
| 11-12 | | | × | |
| 13-14 | | | × | |
| 15-16 | | | × | |
| 17-18 | × | | | |
| 19-20 | × | | | |
| 21-22 | × | | | |
| 23-24 | | × | | |

| 接点代码 | 5655/6 | | | |
|---------|-----------------|---|---|---|
| 2-16 编码 | 94A/OCF/4A9/296 | | | |
| 面板刻字 | 1 | 2 | 3 | 4 |
| 1-2 | × | | | |
| 3-4 | | | | × |
| 5-6 | | | × | |
| 7-8 | × | | | |
| 9-10 | | | | × |
| 11-12 | | | × | |
| 13-14 | × | × | | |
| 15-16 | | × | × | × |
| 17-18 | | × | × | |
| 19-20 | × | × | | × |
| 21-22 | | × | | × |
| 23-24 | × | × | × | |

| 接点代码 | 606C/6 | | | |
|---------|-----------------|---|---|---|
| 2-16 编码 | 5F0/000/A0F/FFF | | | |
| 面板刻字 | | | | |
| 16A-4oc | 1 | 0 | 1 | 2 |
| 16B-3oc | 1 | 0 | 2 | 3 |
| 其它 | 1 | 2 | 3 | 4 |
| 1-2 | × | | | × |
| 3-4 | | | × | × |
| 5-6 | × | | | × |
| 7-8 | | | × | × |
| 9-10 | × | | | × |
| 11-12 | × | | | × |
| 13-14 | × | | | × |
| 15-16 | × | | | × |
| 17-18 | | | × | × |
| 19-20 | | | × | × |
| 21-22 | | | × | × |
| 23-24 | | | × | × |

| 接点代码 | 6660/6 | | | |
|---------|-----------------|---|---|---|
| 2-16 编码 | 70E/83E/OCF/000 | | | |
| 面板刻字 | 1 | 2 | 3 | 4 |
| 1-2 | × | | | |
| 3-4 | × | | | |
| 5-6 | × | | | |
| 7-8 | | × | | |
| 9-10 | | × | | |
| 11-12 | | × | | |
| 13-14 | | | × | |
| 15-16 | | | × | |
| 17-18 | | | × | |
| 19-20 | × | × | × | |
| 21-22 | × | × | × | |
| 23-24 | × | × | × | |

| 接点代码 | 8664/6 | | | |
|---------|-----------------|---|---|---|
| 2-16 编码 | E37/E86/F09/056 | | | |
| 面板刻字 | 1 | 2 | 3 | 4 |
| 1-2 | | | × | |
| 3-4 | × | × | × | |
| 5-6 | × | × | × | |
| 7-8 | × | × | × | |
| 9-10 | × | | | × |
| 11-12 | × | | | |
| 13-14 | | | | × |
| 15-16 | | × | | |
| 17-18 | × | | × | |
| 19-20 | × | × | | × |
| 21-22 | × | × | | |
| 23-24 | | | × | |

| 接点代码 | 6360/6 | | | |
|---------|-----------------|---|---|---|
| 2-16 编码 | 70E/830/OCF/000 | | | |
| 面板刻字 | 1 | 2 | 3 | 4 |
| 1-2 | × | | | |
| 3-4 | × | | | |
| 5-6 | × | | | |
| 7-8 | | × | | |
| 9-10 | | × | | |
| 11-12 | | × | | |
| 13-14 | | | × | |
| 15-16 | | | × | |
| 17-18 | | | × | |
| 19-20 | × | | × | |
| 21-22 | × | | × | |
| 23-24 | × | | × | |

| 接点代码 | 7760/6 | | | |
|---------|-----------------|---|---|---|
| 2-16 编码 | 70F/83F/OCF/000 | | | |
| 面板刻字 | 1 | 2 | 3 | 4 |
| 1-2 | × | | | |
| 3-4 | × | | | |
| 5-6 | × | | | |
| 7-8 | | × | | |
| 9-10 | | × | | |
| 11-12 | | × | | |
| 13-14 | | | × | |
| 15-16 | | | × | |
| 17-18 | × | × | × | |
| 19-20 | × | × | × | |
| 21-22 | × | × | × | |
| 23-24 | × | × | × | |

◎ 四档开关

| 接点代码 | 4164/7 | | | |
|---------|---------------------|---|---|---|
| 2-16 编码 | 0701/1000/0C71/E080 | | | |
| 面板刻字 | 1 | 2 | 3 | 4 |
| 1-2 | | × | | |
| 3-4 | | | | × |
| 5-6 | | | | × |
| 7-8 | | | | × |
| 9-10 | × | | | |
| 11-12 | × | | | |
| 13-14 | × | | × | |
| 15-16 | | | × | |
| 17-18 | | | × | |
| 19-20 | | | × | |
| 21-22 | | | × | |
| 23-24 | | | | × |
| 25-26 | × | | × | |
| 27-28 | | | | |

| 接点代码 | 1346/7 | | | |
|---------|---------------------|---|---|---|
| 2-16 编码 | 1000/2900/4250/84E1 | | | |
| 面板刻字 | 1 | 2 | 3 | 4 |
| 1-2 | × | | | |
| 3-4 | | × | | |
| 5-6 | | | × | |
| 7-8 | | | | × |
| 9-10 | | × | | |
| 11-12 | | | × | |
| 13-14 | | | | × |
| 15-16 | | × | | |
| 17-18 | | | × | |
| 19-20 | | | | × |
| 21-22 | | | × | × |
| 23-24 | | | | × |
| 25-26 | | | | × |
| 27-28 | | | | |

| 接点代码 | 4444/7 | | | |
|---------|---------------------|---|---|---|
| 2-16 编码 | 9440/2980/4211/8422 | | | |
| 面板刻字 | 1 | 2 | 3 | 4 |
| 1-2 | × | | | |
| 3-4 | | × | | |
| 5-6 | | | × | |
| 7-8 | × | | | × |
| 9-10 | | × | | |
| 11-12 | | | × | |
| 13-14 | × | | | × |
| 15-16 | | × | | |
| 17-18 | | | × | |
| 19-20 | | | | × |
| 21-22 | × | | | |
| 23-24 | | × | | |
| 25-26 | | | × | |
| 27-28 | | | | × |

| 接点代码 | 4640/7 | | | |
|---------|---------------------|---|---|---|
| 2-16 编码 | A201/05B2/5840/0000 | | | |
| 面板刻字 | 1 | 2 | 3 | 4 |
| 1-2 | | | × | |
| 3-4 | × | | | |
| 5-6 | | | × | |
| 7-8 | × | | | |
| 9-10 | | × | | |
| 11-12 | × | | | |
| 13-14 | | × | | |
| 15-16 | | | × | |
| 17-18 | | × | | |
| 19-20 | | × | | |
| 21-22 | | | × | |
| 23-24 | | × | | |
| 25-26 | × | | | |
| 27-28 | | × | | |

| 接点代码 | 6646/7 | | | |
|---------|---------------------|---|---|---|
| 2-16 编码 | 5053/0553/00A3/AAA0 | | | |
| 面板刻字 | 1 | 2 | 3 | 4 |
| 1-2 | × | | | |
| 3-4 | | | | × |
| 5-6 | × | | | |
| 7-8 | | | | × |
| 9-10 | | × | | |
| 11-12 | | | | × |
| 13-14 | | × | | |
| 15-16 | | | | × |
| 17-18 | × | × | | |
| 19-20 | | | × | × |
| 21-22 | × | × | | |
| 23-24 | | | × | × |
| 25-26 | × | × | × | |
| 27-28 | × | × | × | |

| 接点代码 | 7447/7 | | | |
|---------|---------------------|---|---|---|
| 2-16 编码 | AAA2/1510/4141/5551 | | | |
| 面板刻字 | 1 | 2 | 3 | 4 |
| 1-2 | | × | | × |
| 3-4 | × | | | |
| 5-6 | | | × | × |
| 7-8 | × | | | |
| 9-10 | | × | × | × |
| 11-12 | × | | | |
| 13-14 | | × | | × |
| 15-16 | × | | | |
| 17-18 | | × | | × |
| 19-20 | × | | | |
| 21-22 | | | × | × |
| 23-24 | × | | | |
| 25-26 | | | × | × |
| 27-28 | × | | | |

| 接点代码 | 8666/7 | | | |
|---------|---------------------|---|---|---|
| 2-16 编码 | ABA2/8AA2/29A2/5451 | | | |
| 面板刻字 | 1 | 2 | 3 | 4 |
| 1-2 | | | | × |
| 3-4 | × | | × | |
| 5-6 | | | | × |
| 7-8 | × | × | | |
| 9-10 | × | | × | |
| 11-12 | × | × | | |
| 13-14 | | | | × |
| 15-16 | × | × | × | |
| 17-18 | | | | × |
| 19-20 | × | × | × | |
| 21-22 | | | | × |
| 23-24 | × | × | × | |
| 25-26 | | | | × |
| 27-28 | × | × | × | |

| 接点代码 | 5445/7 | | | |
|---------|---------------------|---|---|---|
| 2-16 编码 | A8A0/12A0/2441/4151 | | | |
| 面板刻字 | 1 | 2 | 3 | 4 |
| 1-2 | | × | | |
| 3-4 | × | | × | |
| 5-6 | | | | × |
| 7-8 | × | | | |
| 9-10 | | | | × |
| 11-12 | | × | | |
| 13-14 | | | × | |
| 15-16 | × | | | |
| 17-18 | | | | × |
| 19-20 | × | × | | |
| 21-22 | | | × | × |
| 23-24 | × | × | | |
| 25-26 | | | × | × |
| 27-28 | | | | |

| 接点代码 | 6660/7 | | | |
|---------|---------------------|---|---|---|
| 2-16 编码 | F300/3C30/30C3/0000 | | | |
| 面板刻字 | 1 | 2 | 3 | 4 |
| 1-2 | × | × | × | |
| 3-4 | × | × | × | |
| 5-6 | × | | | |
| 7-8 | × | | | |
| 9-10 | × | | | |
| 11-12 | × | | | |
| 13-14 | | × | | |
| 15-16 | | × | | |
| 17-18 | | × | | |
| 19-20 | | × | | |
| 21-22 | | | × | |
| 23-24 | | | × | |
| 25-26 | | | × | |
| 27-28 | | | × | |

◎ 四档开关

| 接点代码 | 7777/7 | | | |
|---------|---------------------|---|---|---|
| 2-16 编码 | 5551/AAA2/5551/AAA2 | | | |
| 面板刻字 | 1 | 2 | 3 | 4 |
| 1-2 | × | | × | |
| 3-4 | | × | | × |
| 5-6 | × | | × | |
| 7-8 | | × | | × |
| 9-10 | × | | × | |
| 11-12 | | × | | × |
| 13-14 | × | | × | |
| 15-16 | | × | | × |
| 17-18 | × | | × | |
| 19-20 | | × | | × |
| 21-22 | × | | × | |
| 23-24 | | × | | × |
| 25-26 | × | | × | |
| 27-28 | | × | | × |

| 接点代码 | 3355/8 | | | |
|---------|---------------------|---|---|---|
| 2-16 编码 | 7000/8300/0C70/008F | | | |
| 面板刻字 | 1 | 2 | 3 | 4 |
| 1-2 | × | | | |
| 3-4 | × | | | |
| 5-6 | × | | | |
| 7-8 | | × | | |
| 9-10 | | × | | |
| 11-12 | | × | | |
| 13-14 | | | × | |
| 15-16 | | | × | |
| 17-18 | | | × | |
| 19-20 | | | × | |
| 21-22 | | | × | |
| 23-24 | | | | × |
| 25-26 | | | | × |
| 27-28 | | | | × |
| 29-30 | | | | × |
| 31-32 | | | | × |

| 接点代码 | 4444/8 | | | |
|---------|---------------------|---|---|---|
| 2-16 编码 | 1111/2222/4444/8888 | | | |
| 面板刻字 | 1 | 2 | 3 | 4 |
| 1-2 | × | | | |
| 3-4 | | × | | |
| 5-6 | | | × | |
| 7-8 | | | | × |
| 9-10 | × | | | |
| 11-12 | | × | | |
| 13-14 | | | × | |
| 15-16 | | | | × |
| 17-18 | × | | | |
| 19-20 | | × | | |
| 21-22 | | | × | |
| 23-24 | | | | × |
| 25-26 | × | | | |
| 27-28 | | × | | |
| 29-30 | | | × | |
| 31-32 | | | | × |

| 接点代码 | 7777/8 | | | |
|---------|---------------------|---|---|---|
| 2-16 编码 | 69A1/6A52/9A94/96A8 | | | |
| 面板刻字 | 1 | 2 | 3 | 4 |
| 1-2 | | | × | × |
| 3-4 | × | × | | |
| 5-6 | × | × | | |
| 7-8 | | | × | × |
| 9-10 | × | | | |
| 11-12 | | × | × | × |
| 13-14 | | | | × |
| 15-16 | × | × | × | |
| 17-18 | | × | × | |
| 19-20 | × | | | × |
| 21-22 | | × | | |
| 23-24 | × | | × | × |
| 25-26 | × | | | |
| 27-28 | | × | | |
| 29-30 | | | × | |
| 31-32 | | | | × |

| 接点代码 | 8880/8 | | | |
|---------|---------------------|---|---|---|
| 2-16 编码 | FF00/F0F0/F00F/0000 | | | |
| 面板刻字 | 1 | 2 | 3 | 4 |
| 1-2 | × | × | × | |
| 3-4 | × | × | × | |
| 5-6 | × | × | × | |
| 7-8 | × | × | × | |
| 9-10 | × | | | |
| 11-12 | × | | | |
| 13-14 | × | | | |
| 15-16 | × | | | |
| 17-18 | | × | | |
| 19-20 | | × | | |
| 21-22 | | × | | |
| 23-24 | | × | | |
| 25-26 | | | × | |
| 27-28 | | | × | |
| 29-30 | | | × | |
| 31-32 | | | × | |

◎ 五档开关

| | | | | | |
|---------|-----------|---|---|---|---|
| 接点代码 | 11011/2 | | | | |
| 2-16 编码 | 1/4/0/8/2 | | | | |
| 面板刻字 | 2 | 1 | 0 | 1 | 2 |
| 1-2 | × | | | | |
| 3-4 | | | | | × |
| 5-6 | | × | | | |
| 7-8 | | | | × | |

| | | | | | |
|---------|-----------|---|---|---|---|
| 接点代码 | 11011A/2 | | | | |
| 2-16 编码 | 4/1/0/2/8 | | | | |
| 面板刻字 | 2 | 1 | 0 | 1 | 2 |
| 1-2 | | × | | | |
| 3-4 | | | | × | |
| 5-6 | × | | | | |
| 7-8 | | | | | × |

| | | | | | |
|---------|-----------|---|---|---|---|
| 接点代码 | 11011B/2 | | | | |
| 2-16 编码 | 2/1/0/4/8 | | | | |
| 面板刻字 | 2 | 1 | 0 | 1 | 2 |
| 1-2 | | × | | | |
| 3-4 | × | | | | |
| 5-6 | | | | × | |
| 7-8 | | | | | × |

| | | | | | |
|---------|-----------|---|---|---|---|
| 接点代码 | 01111/2 | | | | |
| 2-16 编码 | 0/1/2/4/8 | | | | |
| 面板刻字 | 0 | 1 | 2 | 3 | 4 |
| 1-2 | | × | | | |
| 3-4 | | | × | | |
| 5-6 | | | | × | |
| 7-8 | | | | | × |

| | | | | | |
|---------|-----------|---|---|---|---|
| 接点代码 | 01111A/2 | | | | |
| 2-16 编码 | 0/8/2/4/1 | | | | |
| 面板刻字 | 0 | 1 | 2 | 3 | 4 |
| 1-2 | | | | | × |
| 3-4 | | | × | | |
| 5-6 | | | | × | |
| 7-8 | | × | | | |

| | | | | | |
|---------|-----------|---|---|---|---|
| 接点代码 | 12030/2 | | | | |
| 2-16 编码 | 4/6/0/7/0 | | | | |
| 面板刻字 | 1 | 2 | 3 | 4 | 5 |
| 1-2 | | | | × | |
| 3-4 | | × | | × | |
| 5-6 | × | × | | × | |
| 7-8 | | | | | |

| | | | | | |
|---------|-----------|---|---|---|---|
| 接点代码 | 12211/2 | | | | |
| 2-16 编码 | 1/C/A/4/2 | | | | |
| 面板刻字 | 1 | 2 | 3 | 4 | 5 |
| 1-2 | × | | | | |
| 3-4 | | | × | | × |
| 5-6 | | × | | × | |
| 7-8 | | × | × | | |

| | | | | | |
|---------|-----------|---|---|---|---|
| 接点代码 | 12211A/2 | | | | |
| 2-16 编码 | 1/A/C/2/4 | | | | |
| 面板刻字 | 1 | 2 | 3 | 4 | 5 |
| 1-2 | × | | | | |
| 3-4 | | × | | × | |
| 5-6 | | | × | | × |
| 7-8 | | × | × | | |

| | | | | | |
|---------|-----------|---|---|---|---|
| 接点代码 | 01234/2 | | | | |
| 2-16 编码 | 0/1/3/7/F | | | | |
| 面板刻字 | 0 | 1 | 2 | 3 | 4 |
| 1-2 | | × | × | × | × |
| 3-4 | | | × | × | × |
| 5-6 | | | | × | × |
| 7-8 | | | | | × |

| | | | | | |
|---------|-----------|---|---|---|---|
| 接点代码 | 11211/2 | | | | |
| 2-16 编码 | 8/8/3/4/4 | | | | |
| 面板刻字 | 1 | 2 | 3 | 4 | 5 |
| 1-2 | | | × | | |
| 3-4 | | | × | | |
| 5-6 | | | | × | × |
| 7-8 | × | × | | | |

| | | | | | |
|---------|-----------|---|---|---|---|
| 接点代码 | 11211A/2 | | | | |
| 2-16 编码 | 4/2/9/2/4 | | | | |
| 面板刻字 | 1 | 2 | 3 | 4 | 5 |
| 1-2 | | | × | | |
| 3-4 | | × | | × | |
| 5-6 | × | | | | × |
| 7-8 | | | × | | |

| | | | | | |
|---------|-----------|---|---|---|---|
| 接点代码 | 11211B/2 | | | | |
| 2-16 编码 | 4/4/9/2/2 | | | | |
| 面板刻字 | 1 | 2 | 3 | 4 | 5 |
| 1-2 | | | × | | |
| 3-4 | | | | × | × |
| 5-6 | × | × | | | |
| 7-8 | | | × | | |

| | | | | | |
|---------|-----------|---|---|---|---|
| 接点代码 | 12421/2 | | | | |
| 2-16 编码 | 1/5/F/A/2 | | | | |
| 面板刻字 | 1 | 2 | 3 | 4 | 5 |
| 1-2 | × | × | × | | |
| 3-4 | | | × | × | × |
| 5-6 | | × | × | | |
| 7-8 | | | × | × | |

| | | | | | |
|---------|-----------|---|---|---|---|
| 接点代码 | 03230/2 | | | | |
| 2-16 编码 | 0/E/C/D/0 | | | | |
| 面板刻字 | 0 | 1 | 2 | 3 | 4 |
| 1-2 | | | | × | |
| 3-4 | | × | | | |
| 5-6 | | × | × | × | |
| 7-8 | | × | × | × | |

| | | | | | |
|---------|-----------|---|---|---|---|
| 接点代码 | 12011/2 | | | | |
| 2-16 编码 | 8/3/0/1/4 | | | | |
| 面板刻字 | 2 | 1 | 0 | 1 | 2 |
| 1-2 | | × | | × | |
| 3-4 | | × | | | |
| 5-6 | | | | | × |
| 7-8 | × | | | | |

| | | | | | |
|---------|-----------|---|---|---|---|
| 接点代码 | 20202/2 | | | | |
| 2-16 编码 | 5/0/6/0/A | | | | |
| 面板刻字 | 1 | 2 | 3 | 4 | 5 |
| 1-2 | × | | | | |
| 3-4 | | | × | | × |
| 5-6 | × | | × | | |
| 7-8 | | | | | × |

| | | | | | |
|---------|-----------|---|---|---|---|
| 接点代码 | 10101/2 | | | | |
| 2-16 编码 | 8/0/1/0/4 | | | | |
| 面板刻字 | 1 | 2 | 3 | 4 | 5 |
| 1-2 | | | × | | |
| 3-4 | | | | | |
| 5-6 | | | | | × |
| 7-8 | × | | | | |

| | | | | | |
|---------|-----------|---|---|---|---|
| 接点代码 | 12021/2 | | | | |
| 2-16 编码 | 1/5/0/A/2 | | | | |
| 面板刻字 | 2 | 1 | 0 | 1 | 2 |
| 1-2 | × | × | | | |
| 3-4 | | | | × | × |
| 5-6 | | × | | | |
| 7-8 | | | | × | |

◎ 五档开关

| 接点代码 | 12021A/2 | | | | |
|---------|-----------|---|---|---|---|
| 2-16 编码 | 1/3/0/C/4 | | | | |
| 面板刻字 | 2 | 1 | 0 | 1 | 2 |
| 1-2 | × | × | | | |
| 3-4 | | × | | | |
| 5-6 | | | | × | × |
| 7-8 | | | | × | |

| 接点代码 | 21012/2 | | | | |
|---------|-----------|---|---|---|---|
| 2-16 编码 | 5/1/0/2/A | | | | |
| 面板刻字 | 2 | 1 | 0 | 1 | 2 |
| 1-2 | × | × | | | |
| 3-4 | | | | × | × |
| 5-6 | × | | | | |
| 7-8 | | | | | × |

| 接点代码 | 21012A/2 | | | | |
|---------|-----------|---|---|---|---|
| 2-16 编码 | A/1/0/4/5 | | | | |
| 面板刻字 | 2 | 1 | 0 | 1 | 2 |
| 1-2 | | × | | | × |
| 3-4 | × | | | | |
| 5-6 | | | | × | × |
| 7-8 | × | | | | |

| 接点代码 | 21012B/2 | | | | |
|---------|-----------|---|---|---|---|
| 2-16 编码 | C/1/0/2/3 | | | | |
| 面板刻字 | 2 | 1 | 0 | 1 | 2 |
| 1-2 | | × | | | × |
| 3-4 | | | | × | × |
| 5-6 | × | | | | |
| 7-8 | × | | | | |

| 接点代码 | 21012C/2 | | | | |
|---------|-----------|---|---|---|---|
| 2-16 编码 | A/2/0/1/5 | | | | |
| 面板刻字 | 2 | 1 | 0 | 1 | 2 |
| 1-2 | | | | × | × |
| 3-4 | × | × | | | |
| 5-6 | | | | | × |
| 7-8 | × | | | | |

| 接点代码 | 42024/2 | | | | |
|---------|-----------|---|---|---|---|
| 2-16 编码 | F/5/0/A/F | | | | |
| 面板刻字 | 2 | 1 | 0 | 1 | 2 |
| 1-2 | × | × | | | × |
| 3-4 | × | | | × | × |
| 5-6 | × | × | | | × |
| 7-8 | × | | | × | × |

| 接点代码 | 22012/2 | | | | |
|---------|-----------|---|---|---|---|
| 2-16 编码 | 3/5/0/2/3 | | | | |
| 面板刻字 | 2 | 1 | 0 | 1 | 2 |
| 1-2 | × | × | | | × |
| 3-4 | × | | | × | × |
| 5-6 | | × | | | |
| 7-8 | | | | | |

| 接点代码 | 22012A/2 | | | | |
|---------|-----------|---|---|---|---|
| 2-16 编码 | 5/9/0/4/6 | | | | |
| 面板刻字 | 2 | 1 | 0 | 1 | 2 |
| 1-2 | × | × | | | |
| 3-4 | | | | | × |
| 5-6 | × | | | × | × |
| 7-8 | | × | | | |

| 接点代码 | 22022/2 | | | | |
|---------|-----------|---|---|---|---|
| 2-16 编码 | 5/9/0/A/6 | | | | |
| 面板刻字 | 2 | 1 | 0 | 1 | 2 |
| 1-2 | × | × | | | |
| 3-4 | | | | × | × |
| 5-6 | × | | | | × |
| 7-8 | | × | | × | |

| 接点代码 | 22022A/2 | | | | |
|---------|-----------|---|---|---|---|
| 2-16 编码 | 5/6/0/9/A | | | | |
| 面板刻字 | 2 | 1 | 0 | 1 | 2 |
| 1-2 | × | | | × | |
| 3-4 | | × | | | × |
| 5-6 | × | × | | | |
| 7-8 | | | | × | × |

| 接点代码 | 22022B/2 | | | | |
|---------|-----------|---|---|---|---|
| 2-16 编码 | 5/9/0/6/A | | | | |
| 面板刻字 | 2 | 1 | 0 | 1 | 2 |
| 1-2 | × | × | | | |
| 3-4 | | | | × | × |
| 5-6 | × | | | × | |
| 7-8 | | × | | | × |

| 接点代码 | 22022C/2 | | | | |
|---------|-----------|---|---|---|---|
| 2-16 编码 | 3/9/0/C/6 | | | | |
| 面板刻字 | 2 | 1 | 0 | 1 | 2 |
| 1-2 | × | × | | | |
| 3-4 | × | | | | × |
| 5-6 | | | | × | × |
| 7-8 | | × | | × | |

| 接点代码 | 24042/2 | | | | |
|---------|-----------|---|---|---|---|
| 2-16 编码 | 3/F/0/F/3 | | | | |
| 面板刻字 | 2 | 1 | 0 | 1 | 2 |
| 1-2 | × | × | | × | × |
| 3-4 | × | × | | × | × |
| 5-6 | | × | | × | |
| 7-8 | | × | | × | |

| 接点代码 | 32023/2 | | | | |
|---------|-----------|---|---|---|---|
| 2-16 编码 | E/A/0/5/7 | | | | |
| 面板刻字 | 2 | 1 | 0 | 1 | 2 |
| 1-2 | | | | × | × |
| 3-4 | × | × | | | × |
| 5-6 | × | | | × | × |
| 7-8 | × | × | | | |

| 接点代码 | 32023A/2 | | | | |
|---------|-----------|---|---|---|---|
| 2-16 编码 | E/6/0/9/D | | | | |
| 面板刻字 | 2 | 1 | 0 | 1 | 2 |
| 1-2 | | | | × | × |
| 3-4 | × | × | | | |
| 5-6 | × | × | | | × |
| 7-8 | × | | | × | × |

| 接点代码 | 01212/2 | | | | |
|---------|-----------|---|---|---|---|
| 2-16 编码 | 0/1/A/4/9 | | | | |
| 面板刻字 | 0 | 1 | 2 | 3 | 4 |
| 1-2 | | × | | | × |
| 3-4 | | | × | | |
| 5-6 | | | | × | |
| 7-8 | | | × | | × |

| 接点代码 | 10112/2 | | | | |
|---------|-----------|---|---|---|---|
| 2-16 编码 | 8/0/1/2/9 | | | | |
| 面板刻字 | 1 | 2 | 3 | 4 | 5 |
| 1-2 | | | × | | × |
| 3-4 | | | | × | |
| 5-6 | | | | | |
| 7-8 | × | | | | × |

| 接点代码 | 02224/2 | | | | |
|---------|-----------|---|---|---|---|
| 2-16 编码 | 0/6/9/5/F | | | | |
| 面板刻字 | 0 | 1 | 2 | 3 | 4 |
| 1-2 | | | × | × | × |
| 3-4 | | × | | | × |
| 5-6 | | × | | × | × |
| 7-8 | | | × | | × |

◎ 五档开关

| 接点代码 | 12023/2 | | | | |
|---------|-----------|---|---|---|---|
| 2-16 编码 | 1/A/0/C/E | | | | |
| 面板刻字 | 2 | 1 | 0 | 1 | 2 |
| 1-2 | × | | | | |
| 3-4 | | × | | | × |
| 5-6 | | | | × | × |
| 7-8 | | × | | × | × |

| 接点代码 | 20132/2 | | | | |
|---------|-----------|---|---|---|---|
| 2-16 编码 | 5/0/2/E/6 | | | | |
| 面板刻字 | 1 | 2 | 3 | 4 | 5 |
| 1-2 | × | | | | |
| 3-4 | | | × | × | × |
| 5-6 | × | | | × | × |
| 7-8 | | | | × | |

| 接点代码 | 21021/2 | | | | |
|---------|-----------|---|---|---|---|
| 2-16 编码 | 3/1/0/6/8 | | | | |
| 面板刻字 | 2 | 1 | 0 | 1 | 2 |
| 1-2 | × | × | | | |
| 3-4 | × | | | × | |
| 5-6 | | | | × | |
| 7-8 | | | | | × |

| 接点代码 | 21023/2 | | | | |
|---------|-----------|---|---|---|---|
| 2-16 编码 | C/4/0/3/B | | | | |
| 面板刻字 | 2 | 1 | 0 | 1 | 2 |
| 1-2 | | | | × | × |
| 3-4 | | | | × | × |
| 5-6 | × | × | | | |
| 7-8 | × | | | | × |

| 接点代码 | 11232/2 | | | | |
|---------|-----------|---|---|---|---|
| 2-16 编码 | 8/1/3/7/5 | | | | |
| 面板刻字 | 1 | 2 | 3 | 4 | 5 |
| 1-2 | | × | × | × | × |
| 3-4 | | | × | × | |
| 5-6 | | | | × | × |
| 7-8 | × | | | | |

| 接点代码 | 21112/2 | | | | |
|---------|-----------|---|---|---|---|
| 2-16 编码 | A/2/1/4/C | | | | |
| 面板刻字 | 1 | 2 | 3 | 4 | 5 |
| 1-2 | | | × | | |
| 3-4 | × | × | | | |
| 5-6 | | | | × | × |
| 7-8 | × | | | | × |

| 接点代码 | 21011/2 | | | | |
|---------|-----------|---|---|---|---|
| 2-16 编码 | C/4/0/1/2 | | | | |
| 面板刻字 | 2 | 1 | 0 | 1 | 2 |
| 1-2 | | | | × | |
| 3-4 | | | | | × |
| 5-6 | × | × | | | |
| 7-8 | × | | | | |

| 接点代码 | 12221/2 | | | | |
|---------|-----------|---|---|---|---|
| 2-16 编码 | 4/A/9/A/4 | | | | |
| 面板刻字 | 1 | 2 | 3 | 4 | 5 |
| 1-2 | | | × | | |
| 3-4 | | × | | × | |
| 5-6 | × | | | | × |
| 7-8 | | × | × | × | |

| 接点代码 | 32032/2 | | | | |
|---------|-----------|---|---|---|---|
| 2-16 编码 | B/A/0/E/C | | | | |
| 面板刻字 | 2 | 1 | 0 | 1 | 2 |
| 1-2 | × | | | | |
| 3-4 | × | × | | × | |
| 5-6 | | | | × | × |
| 7-8 | × | × | | × | × |

| 接点代码 | 22033/3 | | | | |
|---------|-----------|---|---|---|---|
| 2-16 编码 | 5/6/0/7/B | | | | |
| 面板刻字 | 1 | 2 | 3 | 4 | 5 |
| 1-2 | × | | | × | × |
| 3-4 | | × | | × | × |
| 5-6 | × | × | | × | |
| 7-8 | | | | | × |

| 接点代码 | 32112/2 | | | | |
|---------|-----------|---|---|---|---|
| 2-16 编码 | E/C/1/2/6 | | | | |
| 面板刻字 | 1 | 2 | 3 | 4 | 5 |
| 1-2 | | | × | | |
| 3-4 | × | × | | × | × |
| 5-6 | × | | | | × |
| 7-8 | × | × | | | |

| 接点代码 | 42020/2 | | | | |
|---------|-----------|---|---|---|---|
| 2-16 编码 | F/3/0/C/0 | | | | |
| 面板刻字 | 1 | 2 | 3 | 4 | 5 |
| 1-2 | × | × | | | |
| 3-4 | × | × | | | |
| 5-6 | × | | | × | |
| 7-8 | × | | | × | |

| 接点代码 | 03021/3 | | | | |
|---------|----------------|---|---|---|---|
| 2-16 编码 | 00/23/00/11/40 | | | | |
| 面板刻字 | 0 | 1 | 2 | 3 | 4 |
| 1-2 | | | | × | |
| 3-4 | | × | | | |
| 5-6 | | | | | × |
| 7-8 | | | | | |
| 9-10 | | × | | × | |
| 11-12 | | × | | | |

| 接点代码 | 11111/3 | | | | |
|---------|----------------|---|---|---|---|
| 2-16 编码 | 10/40/80/01/20 | | | | |
| 面板刻字 | 1 | 2 | 3 | 4 | 5 |
| 1-2 | × | | | | |
| 3-4 | | | | | × |
| 5-6 | | × | | | |
| 7-8 | | | × | | |
| 9-10 | | | | × | |
| 11-12 | | | | | |

| 接点代码 | 11111A/3 | | | | |
|---------|----------------|---|---|---|---|
| 2-16 编码 | 10/40/01/20/80 | | | | |
| 面板刻字 | 1 | 2 | 3 | 4 | 5 |
| 1-2 | × | | | | |
| 3-4 | | | | × | |
| 5-6 | | × | | | |
| 7-8 | | | | | × |
| 9-10 | | | × | | |
| 11-12 | | | | | |

| 接点代码 | 13123/3 | | | | |
|---------|----------------|---|---|---|---|
| 2-16 编码 | 40/31/10/11/92 | | | | |
| 面板刻字 | 1 | 2 | 3 | 4 | 5 |
| 1-2 | | × | × | × | × |
| 3-4 | | × | | | |
| 5-6 | × | | | | |
| 7-8 | | | | | × |
| 9-10 | | × | | × | |
| 11-12 | | | | | × |

| 接点代码 | 11211/3 | | | | |
|---------|----------------|---|---|---|---|
| 2-16 编码 | 40/31/10/11/92 | | | | |
| 面板刻字 | 1 | 2 | 3 | 4 | 5 |
| 1-2 | | | | | × |
| 3-4 | × | | | | |
| 5-6 | | | | × | |
| 7-8 | | | × | | |
| 9-10 | | | × | | |
| 11-12 | | × | | | |

| 接点代码 | 11211A/3 | | | | |
|---------|----------------|---|---|---|---|
| 2-16 编码 | 10/40/03/20/80 | | | | |
| 面板刻字 | 1 | 2 | 3 | 4 | 5 |
| 1-2 | × | | | | |
| 3-4 | | | | × | |
| 5-6 | | × | | | |
| 7-8 | | | | | × |
| 9-10 | | | × | | |
| 11-12 | | | × | | |

◎ 五档开关

| 接点代码 | 11211B/3 | | | | |
|---------|----------------|---|---|---|---|
| 2-16 编码 | 02/01/C0/20/10 | | | | |
| 面板刻字 | 1 | 2 | 3 | 4 | 5 |
| 1-2 | | | | | × |
| 3-4 | | | | × | |
| 5-6 | | | × | | |
| 7-8 | | | × | | |
| 9-10 | | × | | | |
| 11-12 | × | | | | |

| 接点代码 | 12221/3 | | | | |
|---------|----------------|---|---|---|---|
| 2-16 编码 | 10/50/82/21/20 | | | | |
| 面板刻字 | 1 | 2 | 3 | 4 | 5 |
| 1-2 | × | × | | | |
| 3-4 | | | | × | × |
| 5-6 | | × | | | |
| 7-8 | | | × | | |
| 9-10 | | | | × | |
| 11-12 | | | × | | |

| 接点代码 | 20111/3 | | | | |
|---------|----------------|---|---|---|---|
| 2-16 编码 | 90/00/20/40/01 | | | | |
| 面板刻字 | 1 | 2 | 3 | 4 | 5 |
| 1-2 | × | | | | |
| 3-4 | | | × | | |
| 5-6 | | | | × | |
| 7-8 | × | | | | |
| 9-10 | | | | | × |
| 11-12 | | | | | |

| 接点代码 | 20202/3 | | | | |
|---------|----------------|---|---|---|---|
| 2-16 编码 | 50/00/03/00/A0 | | | | |
| 面板刻字 | 1 | 2 | 3 | 4 | 5 |
| 1-2 | × | | | | |
| 3-4 | | | | | × |
| 5-6 | × | | | | |
| 7-8 | | | | | × |
| 9-10 | | | × | | |
| 11-12 | | | × | | |

| 接点代码 | 20202A/3 | | | | |
|---------|----------------|---|---|---|---|
| 2-16 编码 | 30/00/C0/00/03 | | | | |
| 面板刻字 | 1 | 2 | 3 | 4 | 5 |
| 1-2 | × | | | | |
| 3-4 | × | | | | |
| 5-6 | | | × | | |
| 7-8 | | | × | | |
| 9-10 | | | | | × |
| 11-12 | | | | | × |

| 接点代码 | 22062/3 | | | | |
|---------|----------------|---|---|---|---|
| 2-16 编码 | A0/03/00/F3/50 | | | | |
| 面板刻字 | 1 | 2 | 3 | 4 | 5 |
| 1-2 | | | | × | × |
| 3-4 | × | | | × | |
| 5-6 | | | | × | × |
| 7-8 | × | | | × | |
| 9-10 | | × | | × | |
| 11-12 | | × | | × | |

| 接点代码 | 22242/3 | | | | |
|---------|----------------|---|---|---|---|
| 2-16 编码 | 22/A0/21/F0/11 | | | | |
| 面板刻字 | 1 | 2 | 3 | 4 | 5 |
| 1-2 | | | | × | × |
| 3-4 | × | × | × | × | |
| 5-6 | | | | × | |
| 7-8 | | × | | × | |
| 9-10 | | | × | | × |
| 11-12 | × | | | | |

| 接点代码 | 22242A/3 | | | | |
|---------|----------------|---|---|---|---|
| 2-16 编码 | 22/21/A0/71/C0 | | | | |
| 面板刻字 | 1 | 2 | 3 | 4 | 5 |
| 1-2 | | | | × | |
| 3-4 | × | × | × | × | |
| 5-6 | | | | × | × |
| 7-8 | | | × | | × |
| 9-10 | | × | | × | |
| 11-12 | × | | | | |

| 接点代码 | 31133/3 | | | | |
|---------|----------------|---|---|---|---|
| 2-16 编码 | 31/20/80/70/32 | | | | |
| 面板刻字 | 1 | 2 | 3 | 4 | 5 |
| 1-2 | × | | | × | × |
| 3-4 | × | × | | × | × |
| 5-6 | | | | × | |
| 7-8 | | | × | | |
| 9-10 | × | | | | |
| 11-12 | | | | | × |

| 接点代码 | 31133A/3 | | | | |
|---------|----------------|---|---|---|---|
| 2-16 编码 | 31/20/02/70/B0 | | | | |
| 面板刻字 | 1 | 2 | 3 | 4 | 5 |
| 1-2 | × | | | × | × |
| 3-4 | × | × | | × | × |
| 5-6 | | | | × | |
| 7-8 | | | | | × |
| 9-10 | × | | | | |
| 11-12 | | | × | | |

| 接点代码 | 20123/3 | | | | |
|---------|----------------|---|---|---|---|
| 2-16 编码 | 81/00/40/60/70 | | | | |
| 面板刻字 | 1 | 2 | 3 | 4 | 5 |
| 1-2 | | | | | × |
| 3-4 | | | | × | × |
| 5-6 | | | × | × | × |
| 7-8 | × | | | | |
| 9-10 | × | | | | |
| 11-12 | | | | | |

| 接点代码 | 20213/3 | | | | |
|---------|----------------|---|---|---|---|
| 2-16 编码 | A0/00/41/10/51 | | | | |
| 面板刻字 | 1 | 2 | 3 | 4 | 5 |
| 1-2 | | | | × | × |
| 3-4 | × | | | | |
| 5-6 | | | × | | × |
| 7-8 | | | | | |
| 9-10 | × | | | | |
| 11-12 | | | × | | × |

| 接点代码 | 22222/3 | | | | |
|---------|----------------|---|---|---|---|
| 2-16 编码 | 30/42/81/42/30 | | | | |
| 面板刻字 | 1 | 2 | 3 | 4 | 5 |
| 1-2 | × | | | | × |
| 3-4 | × | | | | × |
| 5-6 | | × | | × | |
| 7-8 | | | × | | |
| 9-10 | | | × | | |
| 11-12 | | × | | × | |

| 接点代码 | 22222A/3 | | | | |
|---------|----------------|---|---|---|---|
| 2-16 编码 | 11/42/03/82/22 | | | | |
| 面板刻字 | 1 | 2 | 3 | 4 | 5 |
| 1-2 | × | | | | |
| 3-4 | | | | | × |
| 5-6 | | × | | | |
| 7-8 | | | | × | |
| 9-10 | × | | × | | |
| 11-12 | | × | × | × | × |

| 接点代码 | 22222B/3 | | | | |
|---------|----------------|---|---|---|---|
| 2-16 编码 | 60/21/03/11/50 | | | | |
| 面板刻字 | 1 | 2 | 3 | 4 | 5 |
| 1-2 | | | | × | × |
| 3-4 | × | × | | | |
| 5-6 | × | | | | × |
| 7-8 | | | | | |
| 9-10 | | × | × | × | |
| 11-12 | | | × | | |

◎ 五档开关

| 接点代码 | 22222C/3 | | | | |
|---------|----------------|---|---|---|---|
| 2-16 编码 | 50/A0/03/A0/50 | | | | |
| 面板刻字 | 1 | 2 | 3 | 4 | 5 |
| 1-2 | × | | | | × |
| 3-4 | | × | | × | |
| 5-6 | × | | | | × |
| 7-8 | | × | | × | |
| 9-10 | | | × | | |
| 11-12 | | | × | | |

| 接点代码 | 22222D/3 | | | | |
|---------|----------------|---|---|---|---|
| 2-16 编码 | 12/21/C0/21/12 | | | | |
| 面板刻字 | 1 | 2 | 3 | 4 | 5 |
| 1-2 | × | | | | × |
| 3-4 | | × | | × | |
| 5-6 | | | × | | |
| 7-8 | | | × | | |
| 9-10 | | × | | × | |
| 11-12 | × | | | | × |

| 接点代码 | 22222E/3 | | | | |
|---------|----------------|---|---|---|---|
| 2-16 编码 | 50/22/42/82/03 | | | | |
| 面板刻字 | 1 | 2 | 3 | 4 | 5 |
| 1-2 | × | | | | |
| 3-4 | | × | | | |
| 5-6 | × | | × | | |
| 7-8 | | | | × | |
| 9-10 | | | | | × |
| 11-12 | | × | × | × | × |

| 接点代码 | 22222F/3 | | | | |
|---------|----------------|---|---|---|---|
| 2-16 编码 | 60/A0/81/90/50 | | | | |
| 面板刻字 | 1 | 2 | 3 | 4 | 5 |
| 1-2 | | | | × | × |
| 3-4 | × | × | | | |
| 5-6 | × | | | | × |
| 7-8 | | × | × | × | |
| 9-10 | | | × | | |
| 11-12 | | | | | |

| 接点代码 | 23032/3 | | | | |
|---------|----------------|---|---|---|---|
| 2-16 编码 | 50/51/00/A2/A0 | | | | |
| 面板刻字 | 2 | 1 | 0 | 1 | 2 |
| 1-2 | × | × | | | |
| 3-4 | | | | × | × |
| 5-6 | × | × | | | |
| 7-8 | | | | × | × |
| 9-10 | | × | | | |
| 11-12 | | | | × | |

| 接点代码 | 23032A/3 | | | | |
|---------|----------------|---|---|---|---|
| 2-16 编码 | 30/70/00/83/81 | | | | |
| 面板刻字 | 2 | 1 | 0 | 1 | 2 |
| 1-2 | × | × | | | |
| 3-4 | × | × | | | |
| 5-6 | | × | | | |
| 7-8 | | | | × | × |
| 9-10 | | | | × | × |
| 11-12 | | | | × | |

| 接点代码 | 23032B/3 | | | | |
|---------|----------------|---|---|---|---|
| 2-16 编码 | 41/51/00/B0/A0 | | | | |
| 面板刻字 | 2 | 1 | 0 | 1 | 2 |
| 1-2 | | × | | × | |
| 3-4 | | | | × | × |
| 5-6 | × | × | | | |
| 7-8 | | | | × | × |
| 9-10 | × | × | | | |
| 11-12 | | | | | |

| 接点代码 | 32013/3 | | | | |
|---------|----------------|---|---|---|---|
| 2-16 编码 | 31/60/00/80/32 | | | | |
| 面板刻字 | 2 | 1 | 0 | 1 | 2 |
| 1-2 | × | | | | × |
| 3-4 | × | × | | | × |
| 5-6 | | × | | | |
| 7-8 | | | | × | |
| 9-10 | × | | | | |
| 11-12 | | | | | × |

| 接点代码 | 21212/3 | | | | |
|---------|----------------|---|---|---|---|
| 2-16 编码 | A0/80/03/40/50 | | | | |
| 面板刻字 | 1 | 2 | 3 | 4 | 5 |
| 1-2 | | | | | × |
| 3-4 | × | | | | |
| 5-6 | | | | × | × |
| 7-8 | × | × | | | |
| 9-10 | | | × | | |
| 11-12 | | | × | | |

| 接点代码 | 21212A/3 | | | | |
|---------|----------------|---|---|---|---|
| 2-16 编码 | 03/01/30/40/C0 | | | | |
| 面板刻字 | 1 | 2 | 3 | 4 | 5 |
| 1-2 | | | × | | |
| 3-4 | | | × | | |
| 5-6 | | | | × | × |
| 7-8 | | | | | × |
| 9-10 | × | × | | | |
| 11-12 | × | | | | |

| 接点代码 | 24042/3 | | | | |
|---------|----------------|---|---|---|---|
| 2-16 编码 | 50/72/00/B1/A0 | | | | |
| 面板刻字 | 2 | 1 | 0 | 1 | 2 |
| 1-2 | × | × | | × | |
| 3-4 | | × | | × | × |
| 5-6 | × | × | | | |
| 7-8 | | | | × | × |
| 9-10 | | | | × | |
| 11-12 | | × | | | |

| 接点代码 | 32023/3 | | | | |
|---------|----------------|---|---|---|---|
| 2-16 编码 | A1/A0/00/50/52 | | | | |
| 面板刻字 | 2 | 1 | 0 | 1 | 2 |
| 1-2 | | | | × | × |
| 3-4 | × | × | | | |
| 5-6 | | | | × | × |
| 7-8 | × | × | | | |
| 9-10 | × | | | | |
| 11-12 | | | | | × |

| 接点代码 | 32023A/3 | | | | |
|---------|----------------|---|---|---|---|
| 2-16 编码 | 43/03/00/30/B0 | | | | |
| 面板刻字 | 2 | 1 | 0 | 1 | 2 |
| 1-2 | | | | × | × |
| 3-4 | | | | × | × |
| 5-6 | × | | | | |
| 7-8 | | | | | × |
| 9-10 | × | × | | | |
| 11-12 | × | × | | | |

| 接点代码 | 22022/3 | | | | |
|---------|----------------|---|---|---|---|
| 2-16 编码 | 60/A0/00/03/90 | | | | |
| 面板刻字 | 2 | 1 | 0 | 1 | 2 |
| 1-2 | | | | | × |
| 3-4 | × | × | | | |
| 5-6 | × | | | | |
| 7-8 | | × | | | × |
| 9-10 | | | | × | |
| 11-12 | | | | × | |

| 接点代码 | 22022A/3 | | | | |
|---------|----------------|---|---|---|---|
| 2-16 编码 | 21/11/00/12/C0 | | | | |
| 面板刻字 | 2 | 1 | 0 | 1 | 2 |
| 1-2 | | × | | × | |
| 3-4 | × | | | | |
| 5-6 | | | | | × |
| 7-8 | | | | | × |
| 9-10 | × | × | | | |
| 11-12 | | | | × | |

◎ 五档开关

| 接点代码 | 22022B/3 | | | | |
|---------|----------------|---|---|---|---|
| 2-16 编码 | 41/11/00/30/C0 | | | | |
| 面板刻字 | 2 | 1 | 0 | 1 | 2 |
| 1-2 | | × | | × | |
| 3-4 | | | | × | |
| 5-6 | × | | | | × |
| 7-8 | | | | | × |
| 9-10 | × | × | | | |
| 11-12 | | | | | |

| 接点代码 | 22022C/3 | | | | |
|---------|----------------|---|---|---|---|
| 2-16 编码 | 22/11/00/50/A0 | | | | |
| 面板刻字 | 2 | 1 | 0 | 1 | 2 |
| 1-2 | | × | | × | |
| 3-4 | × | | | | × |
| 5-6 | | | | × | |
| 7-8 | | | | | × |
| 9-10 | | × | | | |
| 11-12 | × | | | | |

| 接点代码 | 31113/3 | | | | |
|---------|----------------|---|---|---|---|
| 2-16 编码 | 51/20/40/80/A2 | | | | |
| 面板刻字 | 1 | 2 | 3 | 4 | 5 |
| 1-2 | × | | | | |
| 3-4 | | × | | | × |
| 5-6 | × | | × | | |
| 7-8 | | | | × | × |
| 9-10 | × | | | | |
| 11-12 | | | | | × |

| 接点代码 | 33033/3 | | | | |
|---------|----------------|---|---|---|---|
| 2-16 编码 | 31/70/00/B0/32 | | | | |
| 面板刻字 | 2 | 1 | 0 | 1 | 2 |
| 1-2 | × | × | | × | × |
| 3-4 | × | × | | × | × |
| 5-6 | | × | | | |
| 7-8 | | | | × | |
| 9-10 | × | | | | |
| 11-12 | | | | | × |

| 接点代码 | 33033A/3 | | | | |
|---------|----------------|---|---|---|---|
| 2-16 编码 | 83/70/00/70/83 | | | | |
| 面板刻字 | 2 | 1 | 0 | 1 | 2 |
| 1-2 | | × | | × | |
| 3-4 | | × | | × | |
| 5-6 | | × | | × | |
| 7-8 | × | | | | × |
| 9-10 | × | | | | × |
| 11-12 | × | | | | × |

| 接点代码 | 33033B/3 | | | | |
|---------|----------------|---|---|---|---|
| 2-16 编码 | 13/32/00/52/92 | | | | |
| 面板刻字 | 2 | 1 | 0 | 1 | 2 |
| 1-2 | × | × | | × | × |
| 3-4 | | × | | | |
| 5-6 | | | | × | |
| 7-8 | | | | | × |
| 9-10 | × | | | | |
| 11-12 | × | × | | × | × |

| 接点代码 | 33133/3 | | | | |
|---------|----------------|---|---|---|---|
| 2-16 编码 | 83/A2/10/62/43 | | | | |
| 面板刻字 | 1 | 2 | 3 | 4 | 5 |
| 1-2 | | | × | | |
| 3-4 | | × | | × | |
| 5-6 | | | | × | × |
| 7-8 | × | × | | | |
| 9-10 | × | | | | × |
| 11-12 | × | × | | × | × |

| 接点代码 | 33133A/3 | | | | |
|---------|----------------|---|---|---|---|
| 2-16 编码 | 43/C2/10/A2/23 | | | | |
| 面板刻字 | 1 | 2 | 3 | 4 | 5 |
| 1-2 | | | × | | |
| 3-4 | | | | × | × |
| 5-6 | × | × | | | |
| 7-8 | | × | | × | |
| 9-10 | × | | | | × |
| 11-12 | × | × | | × | × |

| 接点代码 | 40304/3 | | | | |
|---------|----------------|---|---|---|---|
| 2-16 编码 | B2/00/70/00/71 | | | | |
| 面板刻字 | 1 | 2 | 3 | 4 | 5 |
| 1-2 | × | | × | | × |
| 3-4 | × | | × | | × |
| 5-6 | | | × | | × |
| 7-8 | × | | | | |
| 9-10 | | | | | × |
| 11-12 | × | | | | |

| 接点代码 | 41014/3 | | | | |
|---------|----------------|---|---|---|---|
| 2-16 编码 | 93/10/00/20/63 | | | | |
| 面板刻字 | 2 | 1 | 0 | 1 | 2 |
| 1-2 | × | × | | | |
| 3-4 | | | | × | × |
| 5-6 | | | | | × |
| 7-8 | × | | | | |
| 9-10 | × | | | | × |
| 11-12 | × | | | | × |

| 接点代码 | 43034/3 | | | | |
|---------|----------------|---|---|---|---|
| 2-16 编码 | 53/52/00/A1/A3 | | | | |
| 面板刻字 | 2 | 1 | 0 | 1 | 2 |
| 1-2 | × | × | | | |
| 3-4 | | | | × | × |
| 5-6 | × | × | | | |
| 7-8 | | | | × | × |
| 9-10 | × | | | × | × |
| 11-12 | × | × | | | × |

| 接点代码 | 43034A/3 | | | | |
|---------|----------------|---|---|---|---|
| 2-16 编码 | 33/32/00/C1/C3 | | | | |
| 面板刻字 | 2 | 1 | 0 | 1 | 2 |
| 1-2 | × | × | | | |
| 3-4 | × | × | | | |
| 5-6 | | | | × | × |
| 7-8 | | | | × | × |
| 9-10 | × | | | × | × |
| 11-12 | × | × | | | × |

| 接点代码 | 23023/3 | | | | |
|---------|----------------|---|---|---|---|
| 2-16 编码 | 50/51/00/A0/A2 | | | | |
| 面板刻字 | 2 | 1 | 0 | 1 | 2 |
| 1-2 | × | × | | | |
| 3-4 | | | | × | × |
| 5-6 | × | × | | | |
| 7-8 | | | | × | × |
| 9-10 | | × | | | |
| 11-12 | | | | | × |

| 接点代码 | 32032/3 | | | | |
|---------|----------------|---|---|---|---|
| 2-16 编码 | A1/A0/00/52/50 | | | | |
| 面板刻字 | 2 | 1 | 0 | 1 | 2 |
| 1-2 | | | | × | × |
| 3-4 | × | × | | | |
| 5-6 | | | | × | × |
| 7-8 | × | × | | | |
| 9-10 | × | | | | |
| 11-12 | | | | × | |

| 接点代码 | 01234/3 | | | | |
|---------|----------------|---|---|---|---|
| 2-16 编码 | 00/10/30/E0/C3 | | | | |
| 面板刻字 | 0 | 1 | 2 | 3 | 4 |
| 1-2 | | × | × | | |
| 3-4 | | | × | × | |
| 5-6 | | | | × | × |
| 7-8 | | | | × | × |
| 9-10 | | | | | × |
| 11-12 | | | | | × |

◎ 五档开关

| 接点代码 | 02222/3 | | | | |
|---------|----------------|---|---|---|---|
| 2-16 编码 | 00/30/50/90/11 | | | | |
| 面板刻字 | 0 | 1 | 2 | 3 | 4 |
| 1-2 | | × | × | × | × |
| 3-4 | | × | | | |
| 5-6 | | | × | | |
| 7-8 | | | | × | |
| 9-10 | | | | | × |
| 11-12 | | | | | |

| 接点代码 | 11034/3 | | | | |
|---------|----------------|---|---|---|---|
| 2-16 编码 | 10/80/00/43/63 | | | | |
| 面板刻字 | 2 | 1 | 0 | 1 | 2 |
| 1-2 | × | | | | |
| 3-4 | | | | | × |
| 5-6 | | | | × | × |
| 7-8 | | × | | | |
| 9-10 | | | | × | × |
| 11-12 | | | | × | × |

| 接点代码 | 12032/3 | | | | |
|---------|----------------|---|---|---|---|
| 2-16 编码 | 20/42/00/13/90 | | | | |
| 面板刻字 | 2 | 1 | 0 | 1 | 2 |
| 1-2 | | | | × | × |
| 3-4 | × | | | | |
| 5-6 | | × | | | |
| 7-8 | | | | | × |
| 9-10 | | | | × | |
| 11-12 | | × | | × | |

| 接点代码 | 02234/3 | | | | |
|---------|----------------|---|---|---|---|
| 2-16 编码 | 00/30/50/D0/D1 | | | | |
| 面板刻字 | 0 | 1 | 2 | 3 | 4 |
| 1-2 | | × | × | × | × |
| 3-4 | | × | | | |
| 5-6 | | | × | × | × |
| 7-8 | | | | × | × |
| 9-10 | | | | | × |
| 11-12 | | | | | |

| 接点代码 | 14230/3 | | | | |
|---------|----------------|---|---|---|---|
| 2-16 编码 | 02/71/30/B0/00 | | | | |
| 面板刻字 | 1 | 2 | 3 | 4 | 5 |
| 1-2 | | × | × | × | |
| 3-4 | | × | × | × | |
| 5-6 | | × | | | |
| 7-8 | | | | × | |
| 9-10 | | × | | | |
| 11-12 | × | | | | |

| 接点代码 | 21014/3 | | | | |
|---------|----------------|---|---|---|---|
| 2-16 编码 | 03/20/00/10/C3 | | | | |
| 面板刻字 | 2 | 1 | 0 | 1 | 2 |
| 1-2 | | | | × | |
| 3-4 | | × | | | |
| 5-6 | | | | | × |
| 7-8 | | | | | × |
| 9-10 | × | | | | × |
| 11-12 | × | | | | × |

| 接点代码 | 03111/3 | | | | |
|---------|----------------|---|---|---|---|
| 2-16 编码 | 00/70/80/01/02 | | | | |
| 面板刻字 | 0 | 1 | 2 | 3 | 4 |
| 1-2 | | × | | | |
| 3-4 | | × | | | |
| 5-6 | | × | | | |
| 7-8 | | | × | | |
| 9-10 | | | | × | |
| 11-12 | | | | | × |

| 接点代码 | 20133/3 | | | | |
|---------|----------------|---|---|---|---|
| 2-16 编码 | 60/00/10/91/13 | | | | |
| 面板刻字 | 1 | 2 | 3 | 4 | 5 |
| 1-2 | | | × | × | × |
| 3-4 | × | | | | |
| 5-6 | × | | | | |
| 7-8 | | | | × | |
| 9-10 | | | | × | × |
| 11-12 | | | | | × |

| 接点代码 | 21024/3 | | | | |
|---------|----------------|---|---|---|---|
| 2-16 编码 | 82/10/00/60/63 | | | | |
| 面板刻字 | 2 | 1 | 0 | 1 | 2 |
| 1-2 | | × | | | |
| 3-4 | | | | × | × |
| 5-6 | | | | × | × |
| 7-8 | × | | | | |
| 9-10 | | | | | × |
| 11-12 | × | | | | × |

| 接点代码 | 21033/3 | | | | |
|---------|----------------|---|---|---|---|
| 2-16 编码 | 50/80/00/32/31 | | | | |
| 面板刻字 | 2 | 1 | 0 | 1 | 2 |
| 1-2 | × | | | × | × |
| 3-4 | | | | × | × |
| 5-6 | × | | | | |
| 7-8 | | × | | | |
| 9-10 | | | | | × |
| 11-12 | | | | × | |

| 接点代码 | 22430/3 | | | | |
|---------|----------------|---|---|---|---|
| 2-16 编码 | 50/30/F0/83/00 | | | | |
| 面板刻字 | 1 | 2 | 3 | 4 | 5 |
| 1-2 | × | × | × | | |
| 3-4 | | × | × | | |
| 5-6 | × | | × | | |
| 7-8 | | | × | × | |
| 9-10 | | | | × | |
| 11-12 | | | | × | |

| 接点代码 | 22011/3 | | | | |
|---------|----------------|---|---|---|---|
| 2-16 编码 | 22/11/00/40/80 | | | | |
| 面板刻字 | 2 | 1 | 0 | 1 | 2 |
| 1-2 | | × | | | |
| 3-4 | × | | | | |
| 5-6 | | | | × | |
| 7-8 | | | | | × |
| 9-10 | | × | | | |
| 11-12 | × | | | | |

| 接点代码 | 22026/3 | | | | |
|---------|----------------|---|---|---|---|
| 2-16 编码 | 42/21/00/90/F3 | | | | |
| 面板刻字 | 2 | 1 | 0 | 1 | 2 |
| 1-2 | | | | × | × |
| 3-4 | | × | | | × |
| 5-6 | × | | | | × |
| 7-8 | | | | × | × |
| 9-10 | | × | | | × |
| 11-12 | × | | | | × |

| 接点代码 | 30303/3 | | | | |
|---------|----------------|---|---|---|---|
| 2-16 编码 | A2/00/51/00/A2 | | | | |
| 面板刻字 | 1 | 2 | 3 | 4 | 5 |
| 1-2 | | | × | | |
| 3-4 | × | | | | × |
| 5-6 | | | × | | |
| 7-8 | × | | | | × |
| 9-10 | | | × | | |
| 11-12 | × | | | | × |

| 接点代码 | 31013/3 | | | | |
|---------|----------------|---|---|---|---|
| 2-16 编码 | 23/10/00/10/E0 | | | | |
| 面板刻字 | 2 | 1 | 0 | 1 | 2 |
| 1-2 | | × | | × | |
| 3-4 | × | | | | × |
| 5-6 | | | | | × |
| 7-8 | | | | | × |
| 9-10 | × | | | | |
| 11-12 | × | | | | |

◎ 五档开关

| 接点代码 | 33013/3 | | | | |
|---------|----------------|---|---|---|---|
| 2-16 编码 | D0/62/00/01/52 | | | | |
| 面板刻字 | 2 | 1 | 0 | 1 | 2 |
| 1-2 | × | | | | × |
| 3-4 | | × | | | |
| 5-6 | × | × | | | × |
| 7-8 | × | | | | |
| 9-10 | | | | × | |
| 11-12 | | × | | | × |

| 接点代码 | 30101/3 | | | | |
|---------|----------------|---|---|---|---|
| 2-16 编码 | 61/00/10/00/80 | | | | |
| 面板刻字 | 1 | 2 | 3 | 4 | 5 |
| 1-2 | | | × | | |
| 3-4 | × | | | | |
| 5-6 | × | | | | |
| 7-8 | | | | | × |
| 9-10 | × | | | | |
| 11-12 | | | | | |

| 接点代码 | 42222/3 | | | | |
|---------|----------------|---|---|---|---|
| 2-16 编码 | B1/50/90/11/60 | | | | |
| 面板刻字 | 1 | 2 | 3 | 4 | 5 |
| 1-2 | × | × | × | × | |
| 3-4 | × | | | | × |
| 5-6 | | × | | | × |
| 7-8 | × | | × | | |
| 9-10 | × | | | × | |
| 11-12 | | | | | |

| 接点代码 | 22022A/4 | | | | |
|---------|----------------|---|---|---|---|
| 2-16 编码 | 22/88/00/11/44 | | | | |
| 面板刻字 | 2 | 1 | 0 | 1 | 2 |
| 1-2 | | | | × | |
| 3-4 | × | | | | |
| 5-6 | | | | | × |
| 7-8 | | × | | | |
| 9-10 | | | | × | |
| 11-12 | × | | | | |
| 13-14 | | | | | × |
| 15-16 | | × | | | |

| 接点代码 | 23432/4 | | | | |
|---------|----------------|---|---|---|---|
| 2-16 编码 | C0/31/1B/15/C0 | | | | |
| 面板刻字 | 1 | 2 | 3 | 4 | 5 |
| 1-2 | | × | × | × | |
| 3-4 | | × | | | |
| 5-6 | × | | | | × |
| 7-8 | × | | | | × |
| 9-10 | | × | × | × | |
| 11-12 | | | × | | |
| 13-14 | | | | × | |
| 15-16 | | | × | | |

| 接点代码 | 36363/3 | | | | |
|---------|----------------|---|---|---|---|
| 2-16 编码 | 92/F3/62/F3/A1 | | | | |
| 面板刻字 | 1 | 2 | 3 | 4 | 5 |
| 1-2 | × | × | | × | |
| 3-4 | | × | × | × | × |
| 5-6 | | × | × | × | |
| 7-8 | × | × | | × | × |
| 9-10 | | × | × | × | × |
| 11-12 | × | × | × | × | |

| 接点代码 | 32234/3 | | | | |
|---------|----------------|---|---|---|---|
| 2-16 编码 | E0/A0/12/23/63 | | | | |
| 面板刻字 | 1 | 2 | 3 | 4 | 5 |
| 1-2 | | | × | | |
| 3-4 | × | × | | × | × |
| 5-6 | × | | | | × |
| 7-8 | × | × | | | |
| 9-10 | | | | × | × |
| 11-12 | | | × | × | × |

| 接点代码 | 43211/3 | | | | |
|---------|----------------|---|---|---|---|
| 2-16 编码 | E1/E0/60/20/10 | | | | |
| 面板刻字 | 1 | 2 | 3 | 4 | 5 |
| 1-2 | | | | | × |
| 3-4 | × | × | × | × | |
| 5-6 | × | × | × | | |
| 7-8 | × | × | | | |
| 9-10 | × | | | | |
| 11-12 | | | | | |

| 接点代码 | 23332/4 | | | | |
|---------|----------------|---|---|---|---|
| 2-16 编码 | C0/25/13/2A/C0 | | | | |
| 面板刻字 | 1 | 2 | 3 | 4 | 5 |
| 1-2 | | | × | | |
| 3-4 | | × | | × | |
| 5-6 | × | | | | × |
| 7-8 | × | | | | × |
| 9-10 | | × | × | | |
| 11-12 | | | × | × | |
| 13-14 | | × | | | |
| 15-16 | | | | × | |

| 接点代码 | 23432A/4 | | | | |
|---------|----------------|---|---|---|---|
| 2-16 编码 | C0/25/1B/25/C0 | | | | |
| 面板刻字 | 1 | 2 | 3 | 4 | 5 |
| 1-2 | | | × | | |
| 3-4 | | × | | × | |
| 5-6 | × | | | | × |
| 7-8 | × | | | | × |
| 9-10 | | × | × | × | |
| 11-12 | | | × | | |
| 13-14 | | × | | × | |
| 15-16 | | | × | | |

| 接点代码 | 32112/3 | | | | |
|---------|----------------|---|---|---|---|
| 2-16 编码 | 13/22/40/80/03 | | | | |
| 面板刻字 | 1 | 2 | 3 | 4 | 5 |
| 1-2 | × | | | | |
| 3-4 | | × | | | |
| 5-6 | | | × | | |
| 7-8 | | | | × | |
| 9-10 | × | | | | × |
| 11-12 | × | × | | | × |

| 接点代码 | 33132/3 | | | | |
|---------|----------------|---|---|---|---|
| 2-16 编码 | 91/D0/02/E0/A0 | | | | |
| 面板刻字 | 1 | 2 | 3 | 4 | 5 |
| 1-2 | × | × | | | |
| 3-4 | | | | × | × |
| 5-6 | | × | | × | |
| 7-8 | × | × | | × | × |
| 9-10 | × | | | | |
| 11-12 | | | × | | |

| 接点代码 | 22022/4 | | | | |
|---------|----------------|---|---|---|---|
| 2-16 编码 | 44/22/00/11/88 | | | | |
| 面板刻字 | 2 | 1 | 0 | 1 | 2 |
| 1-2 | | | | × | |
| 3-4 | | × | | | |
| 5-6 | × | | | | |
| 7-8 | | | | | × |
| 9-10 | | | | × | |
| 11-12 | | × | | | |
| 13-14 | × | | | | |
| 15-16 | | | | | × |

| 接点代码 | 02820/4 | | | | |
|---------|----------------|---|---|---|---|
| 2-16 编码 | 00/48/FF/C0/00 | | | | |
| 面板刻字 | 0 | 1 | 2 | 3 | 4 |
| 1-2 | | | × | | |
| 3-4 | | | × | | |
| 5-6 | | × | × | × | |
| 7-8 | | | × | × | |
| 9-10 | | | × | | |
| 11-12 | | | × | | |
| 13-14 | | | × | | |
| 15-16 | | × | × | | |

| 接点代码 | 23432B/4 | | | | |
|---------|----------------|---|---|---|---|
| 2-16 编码 | 48/A2/95/A2/48 | | | | |
| 面板刻字 | 1 | 2 | 3 | 4 | 5 |
| 1-2 | | | × | | |
| 3-4 | | × | | × | |
| 5-6 | × | | | | × |
| 7-8 | | × | × | × | |
| 9-10 | | | × | | |
| 11-12 | | × | | × | |
| 13-14 | | | × | | |
| 15-16 | × | | | | × |

◎ 五档开关

| 接点代码 | 43234/4 | | | | |
|---------|----------------|---|---|---|---|
| 2-16 编码 | AC/A4/03/54/5C | | | | |
| 面板刻字 | 1 | 2 | 3 | 4 | 5 |
| 1-2 | | | | × | × |
| 3-4 | × | × | | | |
| 5-6 | | | | × | × |
| 7-8 | × | × | | | |
| 9-10 | | | × | | |
| 11-12 | | | × | | |
| 13-14 | × | × | | × | × |
| 15-16 | × | | | | × |

| 接点代码 | 45034/4 | | | | |
|---------|----------------|---|---|---|---|
| 2-16 编码 | 55/5D/00/A2/AA | | | | |
| 面板刻字 | 2 | 1 | 0 | 1 | 2 |
| 1-2 | × | × | | | |
| 3-4 | | | | × | × |
| 5-6 | × | × | | | |
| 7-8 | | | | × | × |
| 9-10 | × | × | | | |
| 11-12 | | | | × | × |
| 13-14 | × | × | | | |
| 15-16 | | × | | | × |

| 接点代码 | 24442/4 | | | | |
|---------|----------------|---|---|---|---|
| 2-16 编码 | 0C/AC/CC/5C/05 | | | | |
| 面板刻字 | 1 | 2 | 3 | 4 | 5 |
| 1-2 | | | | × | |
| 3-4 | | × | | | |
| 5-6 | | | × | × | |
| 7-8 | | × | × | | |
| 9-10 | | | | | × |
| 11-12 | | | | | |
| 13-14 | × | × | × | × | × |
| 15-16 | × | × | × | × | |

| 接点代码 | 44044/4 | | | | |
|---------|----------------|---|---|---|---|
| 2-16 编码 | 35/95/00/6A/3A | | | | |
| 面板刻字 | 2 | 1 | 0 | 1 | 2 |
| 1-2 | × | × | | | × |
| 3-4 | × | | | × | × |
| 5-6 | | | | × | |
| 7-8 | | × | | | |
| 9-10 | × | × | | | |
| 11-12 | | | | × | × |
| 13-14 | × | × | | | |
| 15-16 | | | | × | × |

| 接点代码 | 44044A/4 | | | | |
|---------|----------------|---|---|---|---|
| 2-16 编码 | 72/4E/00/8D/81 | | | | |
| 面板刻字 | 2 | 1 | 0 | 1 | 2 |
| 1-2 | × | | | | × |
| 3-4 | × | | | | × |
| 5-6 | × | × | | | |
| 7-8 | | | | × | × |
| 9-10 | | | | × | × |
| 11-12 | × | × | | | |
| 13-14 | | × | | × | |
| 15-16 | | × | | × | |

| 接点代码 | 52225/4 | | | | |
|---------|----------------|---|---|---|---|
| 2-16 编码 | 4F/0C/30/0C/8F | | | | |
| 面板刻字 | 1 | 2 | 3 | 4 | 5 |
| 1-2 | | | × | | |
| 3-4 | | | × | | |
| 5-6 | × | | | | |
| 7-8 | | | | | × |
| 9-10 | × | | | | × |
| 11-12 | × | | | | × |
| 13-14 | × | × | | × | × |
| 15-16 | × | × | | × | × |

| 接点代码 | 42224/4 | | | | |
|---------|----------------|---|---|---|---|
| 2-16 编码 | A3/A0/0C/50/53 | | | | |
| 面板刻字 | 1 | 2 | 3 | 4 | 5 |
| 1-2 | | | | × | × |
| 3-4 | × | × | | | |
| 5-6 | | | | × | × |
| 7-8 | × | × | | | |
| 9-10 | × | | | | × |
| 11-12 | × | | | | × |
| 13-14 | | | × | | |
| 15-16 | | | × | | |

| 接点代码 | 55055/4 | | | | |
|---------|----------------|---|---|---|---|
| 2-16 编码 | F1/F4/00/F8/F2 | | | | |
| 面板刻字 | 2 | 1 | 0 | 1 | 2 |
| 1-2 | × | × | | × | × |
| 3-4 | × | × | | × | × |
| 5-6 | × | × | | × | × |
| 7-8 | × | × | | × | × |
| 9-10 | × | | | | |
| 11-12 | | | | | × |
| 13-14 | | × | | | |
| 15-16 | | | | × | |

| 接点代码 | 55055A/4 | | | | |
|---------|-----------------|---|---|---|---|
| 2-16 编码 | F1/F2/00/F40/F8 | | | | |
| 面板刻字 | 2 | 1 | 0 | 1 | 2 |
| 1-2 | × | × | | × | × |
| 3-4 | × | × | | × | × |
| 5-6 | × | × | | × | × |
| 7-8 | × | × | | × | × |
| 9-10 | × | | | | |
| 11-12 | | × | | | |
| 13-14 | | | | × | |
| 15-16 | | | | | × |

| 接点代码 | 01357/4 | | | | |
|---------|----------------|---|---|---|---|
| 2-16 编码 | 00/10/70/F1/F7 | | | | |
| 面板刻字 | 0 | 1 | 2 | 3 | 4 |
| 1-2 | | × | × | × | × |
| 3-4 | | | × | × | × |
| 5-6 | | | × | × | × |
| 7-8 | | | | × | × |
| 9-10 | | | | × | × |
| 11-12 | | | | | × |
| 13-14 | | | | | × |
| 15-16 | | | | | |

| 接点代码 | 02222/4 | | | | |
|---------|----------------|---|---|---|---|
| 2-16 编码 | 00/11/22/44/88 | | | | |
| 面板刻字 | 0 | 1 | 2 | 3 | 4 |
| 1-2 | | × | | | |
| 3-4 | | | × | | |
| 5-6 | | | | × | |
| 7-8 | | | | | × |
| 9-10 | | × | | | |
| 11-12 | | | × | | |
| 13-14 | | | | × | |
| 15-16 | | | | | × |

| 接点代码 | 02468/4 | | | | |
|---------|----------------|---|---|---|---|
| 2-16 编码 | 00/30/F0/F3/FF | | | | |
| 面板刻字 | 0 | 1 | 2 | 3 | 4 |
| 1-2 | | × | × | × | × |
| 3-4 | | × | × | × | × |
| 5-6 | | | × | × | × |
| 7-8 | | | × | × | × |
| 9-10 | | | | × | × |
| 11-12 | | | | × | × |
| 13-14 | | | | | × |
| 15-16 | | | | | × |

◎ 五档开关

| 接点代码 | 44048/4 | | | | |
|---------|----------------|---|---|---|---|
| 2-16 编码 | 6A/95/00/3C/FF | | | | |
| 面板刻字 | 2 | 1 | 0 | 1 | 2 |
| 1-2 | | × | | × | × |
| 3-4 | × | | | × | × |
| 5-6 | × | | | | × |
| 7-8 | | × | | | × |
| 9-10 | | × | | | × |
| 11-12 | × | | | | × |
| 13-14 | | × | | × | × |
| 15-16 | × | | | × | × |

| 接点代码 | 44447/4 | | | | |
|---------|----------------|---|---|---|---|
| 2-16 编码 | A6/96/36/B4/FB | | | | |
| 面板刻字 | 1 | 2 | 3 | 4 | 5 |
| 1-2 | | × | × | × | × |
| 3-4 | × | | × | × | × |
| 5-6 | | | | | × |
| 7-8 | × | × | | × | × |
| 9-10 | | | | | × |
| 11-12 | × | × | × | | × |
| 13-14 | × | × | × | × | |
| 15-16 | | | | | × |

| 接点代码 | 44312/4 | | | | |
|---------|----------------|---|---|---|---|
| 2-16 编码 | F0/71/70/02/0C | | | | |
| 面板刻字 | 1 | 2 | 3 | 4 | 5 |
| 1-2 | × | × | × | | |
| 3-4 | × | × | × | | |
| 5-6 | × | × | × | | |
| 7-8 | × | | | | |
| 9-10 | | × | | | |
| 11-12 | | | | × | |
| 13-14 | | | | | × |
| 15-16 | | | | | × |

| 接点代码 | 44444/4 | | | | |
|---------|----------------|---|---|---|---|
| 2-16 编码 | 0F/17/2E/4D/8B | | | | |
| 面板刻字 | 1 | 2 | 3 | 4 | 5 |
| 1-2 | | × | | | |
| 3-4 | | | × | | |
| 5-6 | | | | × | |
| 7-8 | | | | | × |
| 9-10 | × | × | | × | × |
| 11-12 | × | × | × | | × |
| 13-14 | × | × | | × | |
| 15-16 | × | | × | × | × |

| 接点代码 | 46046/4 | | | | |
|---------|----------------|---|---|---|---|
| 2-16 编码 | 3C/FC/00/33/F3 | | | | |
| 面板刻字 | 2 | 1 | 0 | 1 | 2 |
| 1-2 | × | × | | × | × |
| 3-4 | × | × | | × | × |
| 5-6 | | × | | | × |
| 7-8 | | × | | | × |
| 9-10 | | | | × | × |
| 11-12 | | | | × | × |
| 13-14 | × | × | | | |
| 15-16 | × | × | | | |

| 接点代码 | 22222/5 | | | | |
|---------|---------------------|---|---|---|---|
| 2-16 编码 | 102/480/030/840/201 | | | | |
| 面板刻字 | 1 | 2 | 3 | 4 | 5 |
| 1-2 | × | | | | |
| 3-4 | | | | | × |
| 5-6 | | × | | | |
| 7-8 | | | | × | |
| 9-10 | | | × | | |
| 11-12 | | | × | | |
| 13-14 | | | | × | |
| 15-16 | | × | | | |
| 17-18 | | | | | × |
| 19-20 | × | | | | |

| 接点代码 | 54045/5 | | | | |
|---------|---------------------|---|---|---|---|
| 2-16 编码 | 551/AA0/000/451/AA2 | | | | |
| 面板刻字 | 2 | 1 | 0 | 1 | 2 |
| 1-2 | × | | | | |
| 3-4 | | × | | | × |
| 5-6 | × | | | × | |
| 7-8 | | × | | | × |
| 9-10 | × | | | × | |
| 11-12 | | × | | | × |
| 13-14 | × | | | × | |
| 15-16 | | × | | | × |
| 17-18 | × | | | × | |
| 19-20 | | | | | × |

| 接点代码 | A404A/5 | | | | |
|---------|---------------------|---|---|---|---|
| 2-16 编码 | FF3/AA0/000/451/FF3 | | | | |
| 面板刻字 | 2 | 1 | 0 | 1 | 2 |
| 1-2 | × | | | | × |
| 3-4 | × | × | | | × |
| 5-6 | × | | | × | × |
| 7-8 | × | × | | | × |
| 9-10 | × | | | × | × |
| 11-12 | × | × | | | × |
| 13-14 | × | | | × | × |
| 15-16 | × | × | | | × |
| 17-18 | × | | | × | × |
| 19-20 | × | | | | × |

| 接点代码 | 32223/5 | | | | |
|---------|---------------------|---|---|---|---|
| 2-16 编码 | 540/030/240/081/A80 | | | | |
| 面板刻字 | 1 | 2 | 3 | 4 | 5 |
| 1-2 | × | | | | |
| 3-4 | | | × | | × |
| 5-6 | × | | | | |
| 7-8 | | | | | × |
| 9-10 | | × | | | |
| 11-12 | | × | | | |
| 13-14 | × | | × | | |
| 15-16 | | | | × | × |
| 17-18 | | | | × | |
| 19-20 | | | | | |

| 接点代码 | 32223A/5 | | | | |
|---------|---------------------|---|---|---|---|
| 2-16 编码 | 310/C00/030/0C0/023 | | | | |
| 面板刻字 | 1 | 2 | 3 | 4 | 5 |
| 1-2 | × | | | | |
| 3-4 | × | | | | |
| 5-6 | | × | | | |
| 7-8 | | × | | | |
| 9-10 | × | | × | | |
| 11-12 | | | × | | × |
| 13-14 | | | | × | |
| 15-16 | | | | × | |
| 17-18 | | | | | × |
| 19-20 | | | | | × |

| 接点代码 | 61055/5 | | | | |
|---------|---------------------|---|---|---|---|
| 2-16 编码 | EA1/100/000/D50/D50 | | | | |
| 面板刻字 | 2 | 1 | 0 | 1 | 2 |
| 1-2 | | × | | × | × |
| 3-4 | × | | | | |
| 5-6 | × | | | × | × |
| 7-8 | × | | | × | × |
| 9-10 | | | | × | × |
| 11-12 | × | | | | |
| 13-14 | | | | × | × |
| 15-16 | × | | | | |
| 17-18 | × | | | | |
| 19-20 | | | | | |

| 接点代码 | 61055A/5 | | | | |
|---------|---------------------|---|---|---|---|
| 2-16 编码 | 6E1/100/000/F10/F10 | | | | |
| 面板刻字 | 2 | 1 | 0 | 1 | 2 |
| 1-2 | | × | | × | × |
| 3-4 | × | | | × | × |
| 5-6 | × | | | × | × |
| 7-8 | | | | × | × |
| 9-10 | | | | × | × |
| 11-12 | × | | | | |
| 13-14 | × | | | | |
| 15-16 | × | | | | |
| 17-18 | × | | | | |
| 19-20 | | | | | |

◎ 五档开关

| 接点代码 | 440A4/5 | | | | |
|---------|---------------------|---|---|---|---|
| 2-16 编码 | AA0/213/000/FF3/550 | | | | |
| 面板刻字 | 2 | 1 | 0 | 1 | 2 |
| 1-2 | | | | × | × |
| 3-4 | × | × | | × | |
| 5-6 | | | | × | × |
| 7-8 | × | | | × | |
| 9-10 | | × | | × | × |
| 11-12 | × | | | × | |
| 13-14 | | | | × | × |
| 15-16 | × | | | × | |
| 17-18 | | × | | × | |
| 19-20 | | × | | × | |

| 接点代码 | 2468A/5 | | | | |
|---------|---------------------|---|---|---|---|
| 2-16 编码 | 300/F00/F30/FF0/FF3 | | | | |
| 面板刻字 | 1 | 2 | 3 | 4 | 5 |
| 1-2 | × | × | × | × | × |
| 3-4 | × | × | × | × | × |
| 5-6 | | × | × | × | × |
| 7-8 | | × | × | × | × |
| 9-10 | | | × | × | × |
| 11-12 | | | × | × | × |
| 13-14 | | | | × | × |
| 15-16 | | | | × | × |
| 17-18 | | | | | × |
| 19-20 | | | | | × |

| 接点代码 | 52045/5 | | | | |
|---------|---------------------|---|---|---|---|
| 2-16 编码 | 6A1/140/000/B10/B12 | | | | |
| 面板刻字 | 2 | 1 | 0 | 1 | 2 |
| 1-2 | | × | | × | × |
| 3-4 | × | | | × | × |
| 5-6 | × | | | | |
| 7-8 | | | | × | × |
| 9-10 | | | | × | × |
| 11-12 | × | | | | |
| 13-14 | | × | | | |
| 15-16 | × | | | | |
| 17-18 | × | | | | |
| 19-20 | | | | | × |

| 接点代码 | 43440/5 | | | | |
|---------|---------------------|---|---|---|---|
| 2-16 编码 | F00/310/3A0/063/000 | | | | |
| 面板刻字 | 1 | 2 | 3 | 4 | 5 |
| 1-2 | × | × | × | | |
| 3-4 | × | × | × | | |
| 5-6 | × | | | | |
| 7-8 | × | | | | |
| 9-10 | | × | | | |
| 11-12 | | | × | × | |
| 13-14 | | | | × | |
| 15-16 | | | × | | |
| 17-18 | | | | × | |
| 19-20 | | | | × | |

| 接点代码 | 62226/5 | | | | |
|---------|---------------------|---|---|---|---|
| 2-16 编码 | 553/A00/0A0/410/AA3 | | | | |
| 面板刻字 | 1 | 2 | 3 | 4 | 5 |
| 1-2 | × | | | | |
| 3-4 | | × | | | × |
| 5-6 | × | | | × | |
| 7-8 | | × | | | × |
| 9-10 | × | | | × | |
| 11-12 | | | × | | × |
| 13-14 | × | | | | |
| 15-16 | | | × | | × |
| 17-18 | × | | | | × |
| 19-20 | × | | | | × |

| 接点代码 | 12345/5 | | | | |
|---------|---------------------|---|---|---|---|
| 2-16 编码 | 100/600/C10/470/4D1 | | | | |
| 面板刻字 | 1 | 2 | 3 | 4 | 5 |
| 1-2 | × | | | | |
| 3-4 | | × | | | |
| 5-6 | | × | × | × | × |
| 7-8 | | | × | | |
| 9-10 | | | × | × | × |
| 11-12 | | | | × | |
| 13-14 | | | | × | × |
| 15-16 | | | | | × |
| 17-18 | | | | | × |
| 19-20 | | | | | |

| 接点代码 | 55155/5 | | | | |
|---------|---------------------|---|---|---|---|
| 2-16 编码 | 532/932/001/6C2/5C2 | | | | |
| 面板刻字 | 1 | 2 | 3 | 4 | 5 |
| 1-2 | × | × | | | × |
| 3-4 | | | | × | |
| 5-6 | × | | | × | × |
| 7-8 | | × | | | |
| 9-10 | × | × | | | |
| 11-12 | × | × | | | |
| 13-14 | | | | × | × |
| 15-16 | | | | × | × |
| 17-18 | | | × | | |
| 19-20 | × | × | | × | × |

| 接点代码 | 53123/5 | | | | |
|---------|---------------------|---|---|---|---|
| 2-16 编码 | 6A1/610/100/240/842 | | | | |
| 面板刻字 | 1 | 2 | 3 | 4 | 5 |
| 1-2 | | | × | | |
| 3-4 | × | × | | × | |
| 5-6 | × | × | | | |
| 7-8 | | | | | × |
| 9-10 | | × | | | |
| 11-12 | × | | | | |
| 13-14 | | | | × | × |
| 15-16 | × | | | | |
| 17-18 | × | | | | |
| 19-20 | | | | | × |

| 接点代码 | 03137/5 | | | | |
|---------|---------------------|---|---|---|---|
| 2-16 编码 | 000/0C1/080/510/F32 | | | | |
| 面板刻字 | 0 | 1 | 2 | 3 | 4 |
| 1-2 | | | | × | × |
| 3-4 | | | | | × |
| 5-6 | | | | × | × |
| 7-8 | | | | | × |
| 9-10 | | | | × | × |
| 11-12 | | | | | × |
| 13-14 | | × | | | |
| 15-16 | | × | × | | |
| 17-18 | | × | | | |
| 19-20 | | | | | × |

| 接点代码 | 33033/5 | | | | |
|---------|---------------------|---|---|---|---|
| 2-16 编码 | 901/122/000/290/540 | | | | |
| 面板刻字 | 2 | 1 | 0 | 1 | 2 |
| 1-2 | × | × | | | × |
| 3-4 | | | | × | |
| 5-6 | | | | | × |
| 7-8 | × | | | | |
| 9-10 | | | | × | |
| 11-12 | | × | | | |
| 13-14 | | | | | × |
| 15-16 | | | | × | |
| 17-18 | × | | | | |
| 19-20 | | × | | | |

| 接点代码 | 63044/5 | | | | |
|---------|---------------------|---|---|---|---|
| 2-16 编码 | 7A1/340/000/B10/912 | | | | |
| 面板刻字 | 2 | 1 | 0 | 1 | 2 |
| 1-2 | × | × | | × | × |
| 3-4 | × | × | | × | |
| 5-6 | × | | | | |
| 7-8 | | | | × | × |
| 9-10 | | | | × | × |
| 11-12 | × | | | | |
| 13-14 | | × | | | |
| 15-16 | × | | | | |
| 17-18 | × | | | | |
| 19-20 | | | | | × |

| 接点代码 | 56031/5 | | | | |
|---------|---------------------|---|---|---|---|
| 2-16 编码 | E90/B91/000/221/040 | | | | |
| 面板刻字 | 2 | 1 | 0 | 1 | 2 |
| 1-2 | | × | | | |
| 3-4 | × | × | | × | |
| 5-6 | × | | | | |
| 7-8 | × | × | | | |
| 9-10 | × | × | | | |
| 11-12 | | | | × | |
| 13-14 | | | | | × |
| 15-16 | × | × | | | |
| 17-18 | | × | | × | |
| 19-20 | | | | | |

◎ 五档开关

| 接点代码 | 63077/5 | | | | |
|---------|---------------------|---|---|---|---|
| 2-16 编码 | 6C3/700/000/7C3/8F3 | | | | |
| 面板刻字 | 2 | 1 | 0 | 1 | 2 |
| 1-2 | | × | | × | |
| 3-4 | × | × | | × | |
| 5-6 | × | × | | × | |
| 7-8 | | | | | × |
| 9-10 | | | | | × |
| 11-12 | | | | | × |
| 13-14 | × | | | × | × |
| 15-16 | × | | | × | × |
| 17-18 | × | | | × | × |
| 19-20 | × | | | × | × |

| 接点代码 | 54544/5 | | | | |
|---------|---------------------|---|---|---|---|
| 2-16 编码 | 0F2/072/F01/0D2/0B2 | | | | |
| 面板刻字 | 1 | 2 | 3 | 4 | 5 |
| 1-2 | | | × | | |
| 3-4 | | | × | | |
| 5-6 | | | × | | |
| 7-8 | | | × | | |
| 9-10 | × | × | | × | × |
| 11-12 | × | × | | | × |
| 13-14 | × | × | | × | |
| 15-16 | × | | | × | × |
| 17-18 | | | × | | |
| 19-20 | × | × | | × | × |

| 接点代码 | 66662/5 | | | | |
|---------|---------------------|---|---|---|---|
| 2-16 编码 | 933/633/533/A33/0C0 | | | | |
| 面板刻字 | 1 | 2 | 3 | 4 | 5 |
| 1-2 | × | | × | | |
| 3-4 | | × | | × | |
| 5-6 | | × | × | | |
| 7-8 | × | | | × | |
| 9-10 | × | × | × | × | |
| 11-12 | × | × | × | × | |
| 13-14 | | | | | × |
| 15-16 | | | | | × |
| 17-18 | × | × | × | × | |
| 19-20 | × | × | × | × | |

| 接点代码 | 84444/5 | | | | |
|---------|---------------------|---|---|---|---|
| 2-16 编码 | FC3/330/3C0/303/C30 | | | | |
| 面板刻字 | 1 | 2 | 3 | 4 | 5 |
| 1-2 | × | × | × | × | |
| 3-4 | × | × | × | × | |
| 5-6 | × | | | | × |
| 7-8 | × | | | | × |
| 9-10 | | × | | | × |
| 11-12 | | × | | | × |
| 13-14 | × | | × | | |
| 15-16 | × | | × | | |
| 17-18 | × | | | × | |
| 19-20 | × | | | × | |

| 接点代码 | 33033/6 | | | | |
|---------|---------------------|---|---|---|---|
| 2-16 编码 | 111/444/000/888/222 | | | | |
| 面板刻字 | 2 | 1 | 0 | 1 | 2 |
| 1-2 | × | | | | |
| 3-4 | | | | | × |
| 5-6 | | × | | | |
| 7-8 | | | | × | |
| 9-10 | × | | | | |
| 11-12 | | | | | × |
| 13-14 | | × | | | |
| 15-16 | | | | × | |
| 17-18 | × | | | | |
| 19-20 | | | | | × |
| 21-22 | | × | | | |
| 23-24 | | | | × | |

| 接点代码 | 33033A/6 | | | | |
|---------|---------------------|---|---|---|---|
| 2-16 编码 | 111/444/000/222/888 | | | | |
| 面板刻字 | 2 | 1 | 0 | 1 | 2 |
| 1-2 | × | | | | |
| 3-4 | | | | × | |
| 5-6 | | × | | | |
| 7-8 | | | | | × |
| 9-10 | × | | | | |
| 11-12 | | | | × | |
| 13-14 | | × | | | |
| 15-16 | | | | | × |
| 17-18 | × | | | | |
| 19-20 | | | | × | |
| 21-22 | | × | | | |
| 23-24 | | | | | × |

| 接点代码 | 22422/6 | | | | |
|---------|---------------------|---|---|---|---|
| 2-16 编码 | A00/00C/0C3/030/500 | | | | |
| 面板刻字 | 1 | 2 | 3 | 4 | 5 |
| 1-2 | | | | | × |
| 3-4 | × | | | | |
| 5-6 | | | | | × |
| 7-8 | × | | | | |
| 9-10 | | | | × | |
| 11-12 | | | | × | |
| 13-14 | | | × | | |
| 15-16 | | | × | | |
| 17-18 | | | × | | |
| 19-20 | | | × | | |
| 21-22 | | × | | | |
| 23-24 | | × | | | |

| 接点代码 | 41015/6 | | | | |
|---------|---------------------|---|---|---|---|
| 2-16 编码 | 192/400/000/800/265 | | | | |
| 面板刻字 | 2 | 1 | 0 | 1 | 2 |
| 1-2 | × | | | | |
| 3-4 | | | | | × |
| 5-6 | | × | | | |
| 7-8 | | | | × | |
| 9-10 | × | | | | |
| 11-12 | | | | | × |
| 13-14 | | | | | × |
| 15-16 | × | | | | |
| 17-18 | | | | | × |
| 19-20 | × | | | | |
| 21-22 | | | | | × |
| 23-24 | | | | | |

| 接点代码 | 47074/6 | | | | |
|---------|---------------------|---|---|---|---|
| 2-16 编码 | 0CC/B33/000/7C3/0CC | | | | |
| 面板刻字 | 2 | 1 | 0 | 1 | 2 |
| 1-2 | | × | | × | |
| 3-4 | | × | | × | |
| 5-6 | | | | × | |
| 7-8 | | × | | | |
| 9-10 | | × | | | |
| 11-12 | | × | | | |
| 13-14 | × | | | × | × |
| 15-16 | × | | | × | × |
| 17-18 | | × | | × | |
| 19-20 | | × | | × | |
| 21-22 | × | | | | × |
| 23-24 | × | | | | × |

◎ 五档开关

| 接点代码 | 64246/6 | | | | |
|---------|---------------------|---|---|---|---|
| 2-16 编码 | AAA/A30/210/710/555 | | | | |
| 面板刻字 | 1 | 2 | 3 | 4 | 5 |
| 1-2 | | | | × | × |
| 3-4 | × | × | × | × | |
| 5-6 | | | | × | × |
| 7-8 | × | × | | | |
| 9-10 | | × | × | × | × |
| 11-12 | × | × | | | |
| 13-14 | | | | | × |
| 15-16 | × | | | | |
| 17-18 | | | | | × |
| 19-20 | × | | | | |
| 21-22 | | | | | × |
| 23-24 | × | | | | |

| 接点代码 | 71217/6 | | | | |
|---------|---------------------|---|---|---|---|
| 2-16 编码 | C5E/002/300/001/CAD | | | | |
| 面板刻字 | 1 | 2 | 3 | 4 | 5 |
| 1-2 | | | × | | |
| 3-4 | | | × | | |
| 5-6 | × | | | | × |
| 7-8 | × | | | | × |
| 9-10 | × | | | | |
| 11-12 | | | | | × |
| 13-14 | × | | | | |
| 15-16 | | | | | × |
| 17-18 | | | | × | × |
| 19-20 | × | × | | | |
| 21-22 | × | | | | × |
| 23-24 | × | | | | × |

| 接点代码 | 62026/6 | | | | |
|---------|---------------------|---|---|---|---|
| 2-16 编码 | 555/440/000/880/AAA | | | | |
| 面板刻字 | 2 | 1 | 0 | 1 | 2 |
| 1-2 | × | | | | |
| 3-4 | | | | | × |
| 5-6 | × | × | | | |
| 7-8 | | | | × | × |
| 9-10 | × | | | | |
| 11-12 | | | | | × |
| 13-14 | × | × | | | |
| 15-16 | | | | × | × |
| 17-18 | × | | | | |
| 19-20 | | | | | × |
| 21-22 | × | | | | |
| 23-24 | | | | | × |

| 接点代码 | 66566/6 | | | | |
|---------|---------------------|---|---|---|---|
| 2-16 编码 | E70/B31/F02/734/DB0 | | | | |
| 面板刻字 | 1 | 2 | 3 | 4 | 5 |
| 1-2 | | × | × | × | × |
| 3-4 | × | × | × | × | |
| 5-6 | × | | × | × | × |
| 7-8 | × | × | × | | × |
| 9-10 | × | × | | × | × |
| 11-12 | × | × | | × | × |
| 13-14 | × | | | | |
| 15-16 | | | | | × |
| 17-18 | | × | | | |
| 19-20 | | | × | | |
| 21-22 | | | | × | |
| 23-24 | | | | | |

| 接点代码 | 45054/6 | | | | |
|---------|---------------------|---|---|---|---|
| 2-16 编码 | 710/345/000/38A/B20 | | | | |
| 面板刻字 | 1 | 2 | 3 | 4 | 5 |
| 1-2 | × | × | | × | × |
| 3-4 | × | × | | × | × |
| 5-6 | × | | | | |
| 7-8 | | | | | × |
| 9-10 | × | | | | |
| 11-12 | | | | | × |
| 13-14 | | × | | | |
| 15-16 | | | | × | |
| 17-18 | | × | | | |
| 19-20 | | | | × | |
| 21-22 | | × | | | |
| 23-24 | | | | × | |

| 接点代码 | 65556/7 | | | | |
|---------|--------------------------|---|---|---|---|
| 2-16 编码 | A451/C250/5A20/8330/58A2 | | | | |
| 面板刻字 | 1 | 2 | 3 | 4 | 5 |
| 1-2 | | | × | | × |
| 3-4 | × | | | | |
| 5-6 | | × | × | | × |
| 7-8 | × | × | | × | |
| 9-10 | | | | × | |
| 11-12 | | × | × | × | |
| 13-14 | × | | | | |
| 15-16 | | | × | | × |
| 17-18 | × | × | | × | |
| 19-20 | | | × | × | × |
| 21-22 | × | × | | | |
| 23-24 | | | | | × |
| 25-26 | × | | | | |
| 27-28 | | | | | × |

| 接点代码 | 74027/7 | | | | |
|---------|--------------------------|---|---|---|---|
| 2-16 编码 | 5551/A880/0000/4020/CCC2 | | | | |
| 面板刻字 | 2 | 1 | 0 | 1 | 2 |
| 1-2 | × | | | | |
| 3-4 | | × | | | × |
| 5-6 | × | | | × | |
| 7-8 | | × | | | × |
| 9-10 | × | | | | |
| 11-12 | | | | | × |
| 13-14 | × | | | | |
| 15-16 | | × | | | × |
| 17-18 | × | | | | |
| 19-20 | | | | × | × |
| 21-22 | × | | | | |
| 23-24 | | × | | | × |
| 25-26 | × | | | | |
| 27-28 | | | | | × |

| 接点代码 | E707E/7 | | | | |
|---------|--------------------------|---|---|---|---|
| 2-16 编码 | FFF3/5551/0000/AAA2/FFF3 | | | | |
| 面板刻字 | 2 | 1 | 0 | 1 | 2 |
| 1-2 | × | × | | | × |
| 3-4 | × | | | × | × |
| 5-6 | × | × | | | × |
| 7-8 | × | | | × | × |
| 9-10 | × | × | | | × |
| 11-12 | × | | | × | × |
| 13-14 | × | × | | | × |
| 15-16 | × | | | × | × |
| 17-18 | × | × | | | × |
| 19-20 | × | | | × | × |
| 21-22 | × | × | | | × |
| 23-24 | × | | | × | × |
| 25-26 | × | × | | | × |
| 27-28 | × | | | × | × |

| 接点代码 | 08422/7 | | | | |
|---------|--------------------------|---|---|---|---|
| 2-16 编码 | 0000/0CF3/0330/C000/3000 | | | | |
| 面板刻字 | 0 | 1 | 2 | 3 | 4 |
| 1-2 | | | | | × |
| 3-4 | | | | | × |
| 5-6 | | | | × | |
| 7-8 | | | | × | |
| 9-10 | | | × | | |
| 11-12 | | | × | | |
| 13-14 | | × | | | |
| 15-16 | | × | | | |
| 17-18 | | × | × | | |
| 19-20 | | × | × | | |
| 21-22 | | × | | | |
| 23-24 | | × | | | |
| 25-26 | | × | | | |
| 27-28 | | × | | | |

◎ 五档开关

| 接点代码 | 77467/7 | | | | |
|---------|--------------------------|---|---|---|---|
| 2-16 编码 | 3C13/3F20/3300/F300/C3D0 | | | | |
| 面板刻字 | 1 | 2 | 3 | 4 | 5 |
| 1-2 | × | × | × | × | |
| 3-4 | × | × | × | × | |
| 5-6 | | | | × | × |
| 7-8 | | | | × | × |
| 9-10 | | × | × | × | × |
| 11-12 | | × | × | × | × |
| 13-14 | × | × | | | |
| 15-16 | × | × | | | |
| 17-18 | × | | | | × |
| 19-20 | | × | | | |
| 21-22 | | | | | × |
| 23-24 | | | | | × |
| 25-26 | × | | | | |
| 27-28 | × | | | | |

| 接点代码 | 33333/8 | | | | |
|---------|--------------------------|---|---|---|---|
| 2-16 编码 | 1240/2480/4801/8012/0124 | | | | |
| 面板刻字 | 1 | 2 | 3 | 4 | 5 |
| 1-2 | × | | | | |
| 3-4 | | × | | | |
| 5-6 | | | × | | |
| 7-8 | | | | × | |
| 9-10 | | | | | × |
| 11-12 | × | | | | |
| 13-14 | | × | | | |
| 15-16 | | | × | | |
| 17-18 | | | | × | |
| 19-20 | | | | | × |
| 21-22 | × | | | | |
| 23-24 | | × | | | |
| 25-26 | | | × | | |
| 27-28 | | | | × | |
| 29-30 | | | | | × |
| 31-32 | | | | | |

| 接点代码 | 33333A/8 | | | | |
|---------|--------------------------|---|---|---|---|
| 2-16 编码 | 1050/4201/8402/0904/20A0 | | | | |
| 面板刻字 | 1 | 2 | 3 | 4 | 5 |
| 1-2 | × | | | | |
| 3-4 | | | | | × |
| 5-6 | | × | | | |
| 7-8 | | | × | | |
| 9-10 | | | | × | |
| 11-12 | | × | | | |
| 13-14 | | | × | | |
| 15-16 | | | | × | |
| 17-18 | × | | | | |
| 19-20 | | | | | × |
| 21-22 | × | | | | |
| 23-24 | | | | | × |
| 25-26 | | × | | | |
| 27-28 | | | × | | |
| 29-30 | | | | × | |
| 31-32 | | | | | |

| 接点代码 | 55055/8 | | | | |
|---------|--------------------------|---|---|---|---|
| 2-16 编码 | 5510/5045/0000/08AA/AA20 | | | | |
| 面板刻字 | 2 | 1 | 0 | 1 | 2 |
| 1-2 | × | × | | | |
| 3-4 | | | | | × |
| 5-6 | × | × | | | |
| 7-8 | | | | | × |
| 9-10 | × | | | | |
| 11-12 | | | | | × |
| 13-14 | × | | | | |
| 15-16 | | | | × | × |
| 17-18 | × | | | | |
| 19-20 | | | | × | × |
| 21-22 | | × | | | |
| 23-24 | | | | × | |
| 25-26 | | × | | | |
| 27-28 | | | | × | |
| 29-30 | | × | | | |
| 31-32 | | | | × | |

| 接点代码 | 44044/8 | | | | |
|---------|--------------------------|---|---|---|---|
| 2-16 编码 | 1111/4444/0000/8888/2222 | | | | |
| 面板刻字 | 2 | 1 | 0 | 1 | 2 |
| 1-2 | × | | | | |
| 3-4 | | | | | × |
| 5-6 | | × | | | |
| 7-8 | | | | × | |
| 9-10 | × | | | | |
| 11-12 | | | | | × |
| 13-14 | | × | | | |
| 15-16 | | | | × | |
| 17-18 | × | | | | |
| 19-20 | | | | | × |
| 21-22 | | × | | | |
| 23-24 | | | | × | |
| 25-26 | × | | | | |
| 27-28 | | | | | × |
| 29-30 | | × | | | |
| 31-32 | | | | × | |

| 接点代码 | 04444/8 | | | | |
|---------|--------------------------|---|---|---|---|
| 2-16 编码 | 0000/F000/0F00/00F0/000F | | | | |
| 面板刻字 | 0 | 1 | 2 | 3 | 4 |
| 1-2 | | × | | | |
| 3-4 | | × | | | |
| 5-6 | | × | | | |
| 7-8 | | × | | | |
| 9-10 | | | × | | |
| 11-12 | | | × | | |
| 13-14 | | | × | | |
| 15-16 | | | × | | |
| 17-18 | | | | × | |
| 19-20 | | | | × | |
| 21-22 | | | | × | |
| 23-24 | | | | × | |
| 25-26 | | | | | × |
| 27-28 | | | | | × |
| 29-30 | | | | | × |
| 31-32 | | | | | × |

◎ 五档开关

| 接点代码 | 22066/8 | | | | |
|---------|--------------------------|---|---|---|---|
| 2-16 编码 | 3000/6000/0000/00CF/0F30 | | | | |
| 面板刻字 | 2 | 1 | 0 | 1 | 2 |
| 1-2 | × | | | | |
| 3-4 | × | × | | | |
| 5-6 | | × | | | |
| 7-8 | | | | | |
| 9-10 | | | | | × |
| 11-12 | | | | | × |
| 13-14 | | | | | × |
| 15-16 | | | | | × |
| 17-18 | | | | | × |
| 19-20 | | | | | × |
| 21-22 | | | | × | |
| 23-24 | | | | × | |
| 25-26 | | | | × | |
| 27-28 | | | | × | |
| 29-30 | | | | × | |
| 31-32 | | | | × | |

| 接点代码 | 33055/8 | | | | |
|---------|--------------------------|---|---|---|---|
| 2-16 编码 | 1110/2220/0000/4443/888C | | | | |
| 面板刻字 | 2 | 1 | 0 | 1 | 2 |
| 1-2 | × | | | | |
| 3-4 | | × | | | |
| 5-6 | | | | × | |
| 7-8 | | | | | × |
| 9-10 | × | | | | |
| 11-12 | | × | | | |
| 13-14 | | | | × | |
| 15-16 | | | | | × |
| 17-18 | × | | | | |
| 19-20 | | × | | | |
| 21-22 | | | | × | |
| 23-24 | | | | | × |
| 25-26 | | | | × | |
| 27-28 | | | | × | |
| 29-30 | | | | | × |
| 31-32 | | | | | × |

| 接点代码 | 47047/8 | | | | |
|---------|--------------------------|---|---|---|---|
| 2-16 编码 | 80B0/4C8E/0000/2288/11CB | | | | |
| 面板刻字 | 2 | 1 | 0 | 1 | 2 |
| 1-2 | | | | | × |
| 3-4 | | | | × | |
| 5-6 | | × | | | |
| 7-8 | × | | | | |
| 9-10 | | | | | × |
| 11-12 | | | | × | |
| 13-14 | | × | | | |
| 15-16 | | × | | | |
| 17-18 | × | | | | |
| 19-20 | × | | | | |
| 21-22 | | | | | × |
| 23-24 | × | × | | × | × |
| 25-26 | | | | | × |
| 27-28 | | × | | | × |
| 29-30 | | × | | | |
| 31-32 | | × | | × | × |

| 接点代码 | 84267/8 | | | | |
|---------|--------------------------|---|---|---|---|
| 2-16 编码 | 359A/F000/0060/F060/3A0D | | | | |
| 面板刻字 | 1 | 2 | 3 | 4 | 5 |
| 1-2 | × | × | | × | × |
| 3-4 | × | × | | × | × |
| 5-6 | | × | | × | |
| 7-8 | | × | | × | |
| 9-10 | × | | | | |
| 11-12 | | | | | × |
| 13-14 | × | | | | |
| 15-16 | | | | | × |
| 17-18 | × | | | | |
| 19-20 | | | × | × | |
| 21-22 | | | × | × | |
| 23-24 | × | | | | |
| 25-26 | | | | | × |
| 27-28 | × | | | | |
| 29-30 | | | | | × |
| 31-32 | × | | | | × |

| 接点代码 | 86067/8 | | | | |
|---------|--------------------------|---|---|---|---|
| 2-16 编码 | 359A/F060/0000/F060/3A0D | | | | |
| 面板刻字 | 2 | 1 | 0 | 1 | 2 |
| 1-2 | × | × | | × | × |
| 3-4 | × | × | | × | × |
| 5-6 | | × | | × | |
| 7-8 | | × | | × | |
| 9-10 | × | | | | |
| 11-12 | | | | | × |
| 13-14 | × | | | | |
| 15-16 | | | | | × |
| 17-18 | × | | | | |
| 19-20 | | × | | × | |
| 21-22 | | × | | × | |
| 23-24 | × | | | | |
| 25-26 | | | | | × |
| 27-28 | × | | | | |
| 29-30 | | | | | × |
| 31-32 | × | | | | × |

| 接点代码 | 9A090/8 | | | | |
|---------|--------------------------|---|---|---|---|
| 2-16 编码 | 770D/739E/0000/B86E/0000 | | | | |
| 面板刻字 | 1 | 2 | 3 | 4 | 5 |
| 1-2 | × | × | | × | |
| 3-4 | × | × | | × | |
| 5-6 | × | × | | | |
| 7-8 | | | | × | |
| 9-10 | × | × | | | |
| 11-12 | × | × | | | |
| 13-14 | × | | | | |
| 15-16 | | | | × | |
| 17-18 | | × | | | |
| 19-20 | | | | × | |
| 21-22 | | | | × | |
| 23-24 | | × | | | |
| 25-26 | × | | | | |
| 27-28 | | × | | × | |
| 29-30 | × | × | | × | |
| 31-32 | × | × | | × | |

◎ 五档开关

| 接点代码 | 55559/8 | | | | |
|---------|--------------------------|---|---|---|---|
| 2-16 编码 | 12A2/4825/24C2/8055/25D7 | | | | |
| 面板刻字 | 1 | 2 | 3 | 4 | 5 |
| 1-2 | × | | | | |
| 3-4 | | | × | | × |
| 5-6 | | × | | | |
| 7-8 | | | | × | |
| 9-10 | | | | | × |
| 11-12 | × | | | | |
| 13-14 | | | × | | × |
| 15-16 | | × | | | |
| 17-18 | | | | × | × |
| 19-20 | × | × | | | |
| 21-22 | | | × | × | × |
| 23-24 | × | | × | | × |
| 25-26 | | × | | × | × |
| 27-28 | × | | × | | × |
| 29-30 | | × | | × | × |
| 31-32 | | | | | |

| 接点代码 | 88263/8 | | | | |
|---------|--------------------------|---|---|---|---|
| 2-16 编码 | A4B5/6AA9/0140/11C3/0141 | | | | |
| 面板刻字 | 1 | 2 | 3 | 4 | 5 |
| 1-2 | | | | × | |
| 3-4 | × | × | | | |
| 5-6 | | × | | | |
| 7-8 | × | | | | |
| 9-10 | | | × | × | × |
| 11-12 | | × | | | |
| 13-14 | × | | | | |
| 15-16 | | × | | | |
| 17-18 | × | | | | |
| 19-20 | × | × | | | |
| 21-22 | | | × | × | × |
| 23-24 | × | × | | × | |
| 25-26 | × | × | | × | × |
| 27-28 | | | | × | |
| 29-30 | × | | | | |
| 31-32 | | × | | | |

| 接点代码 | 99699/8 | | | | |
|---------|--------------------------|---|---|---|---|
| 2-16 编码 | AAE5/AAE3/5518/9AE9/6AE9 | | | | |
| 面板刻字 | 1 | 2 | 3 | 4 | 5 |
| 1-2 | | | × | × | |
| 3-4 | × | × | | | × |
| 5-6 | | | × | | × |
| 7-8 | × | × | | × | |
| 9-10 | | | × | | |
| 11-12 | × | × | | × | × |
| 13-14 | | | × | | |
| 15-16 | × | × | | × | × |
| 17-18 | | | × | | |
| 19-20 | × | × | | × | × |
| 21-22 | × | × | | × | × |
| 23-24 | × | × | | × | × |
| 25-26 | × | × | | × | × |
| 27-28 | | × | | | |
| 29-30 | × | | | | |
| 31-32 | | | × | × | × |

◎ 六档开关

| | | | | | | |
|---------|-------------|---|---|---|---|---|
| 接点代码 | 011011/2 | | | | | |
| 2-16 编码 | 0/1/4/0/2/8 | | | | | |
| 面板刻字 | 0 | 1 | 2 | 3 | 4 | 5 |
| 1-2 | | × | | | | |
| 3-4 | | | | | × | |
| 5-6 | | | × | | | |
| 7-8 | | | | | | × |

| | | | | | | |
|---------|-------------|---|---|---|---|---|
| 接点代码 | 011113/2 | | | | | |
| 2-16 编码 | 0/2/2/4/4/7 | | | | | |
| 面板刻字 | 0 | 1 | 2 | 3 | 4 | 5 |
| 1-2 | | | | | | × |
| 3-4 | | × | × | | | × |
| 5-6 | | | | × | × | × |
| 7-8 | | | | | | |

| | | | | | | |
|---------|-------------|---|---|---|---|---|
| 接点代码 | 220111/2 | | | | | |
| 2-16 编码 | 9/5/0/4/2/1 | | | | | |
| 面板刻字 | | | | | | |
| 16B-3KD | 2 | 1 | 0 | 1 | 2 | 3 |
| 其它 | 1 | 2 | 3 | 4 | 5 | 6 |
| 1-2 | × | × | | | | × |
| 3-4 | | | | | × | |
| 5-6 | | × | | × | | |
| 7-8 | × | | | | | |

| | | | | | | |
|---------|-------------|---|---|---|---|---|
| 接点代码 | 211011/2 | | | | | |
| 2-16 编码 | 9/4/2/0/1/2 | | | | | |
| 面板刻字 | 1 | 2 | 3 | 4 | 5 | 6 |
| 1-2 | × | | | | × | |
| 3-4 | | | × | | | × |
| 5-6 | | × | | | | |
| 7-8 | × | | | | | |

| | | | | | | |
|---------|-------------|---|---|---|---|---|
| 接点代码 | 210112/2 | | | | | |
| 2-16 编码 | 6/2/0/4/1/5 | | | | | |
| 面板刻字 | | | | | | |
| 16B-3KD | 2 | 1 | 0 | 1 | 2 | 3 |
| 其它 | 1 | 2 | 3 | 4 | 5 | 6 |
| 1-2 | | | | | × | × |
| 3-4 | × | × | | | | |
| 5-6 | × | | | × | | × |
| 7-8 | | | | | | |

| | | | | | | |
|---------|-------------------|---|---|---|---|---|
| 接点代码 | 1×6/3 | | | | | |
| 2-16 编码 | 10/40/01/02/20/80 | | | | | |
| 面板刻字 | 1 | 2 | 3 | 4 | 5 | 6 |
| 1-2 | × | | | | | |
| 3-4 | | | | | × | |
| 5-6 | | × | | | | |
| 7-8 | | | | | | × |
| 9-10 | | | × | | | |
| 11-12 | | | | × | | |

| | | | | | | |
|---------|-------------------|---|---|---|---|---|
| 接点代码 | 1×6A/3 | | | | | |
| 2-16 编码 | 10/40/01/20/80/02 | | | | | |
| 面板刻字 | 1 | 2 | 3 | 4 | 5 | 6 |
| 1-2 | × | | | | | |
| 3-4 | | | | × | | |
| 5-6 | | × | | | | |
| 7-8 | | | | | × | |
| 9-10 | | | × | | | |
| 11-12 | | | | | | × |

| | | | | | | |
|---------|-------------------|---|---|---|---|---|
| 接点代码 | 1×6B/3 | | | | | |
| 2-16 编码 | 10/20/40/80/01/02 | | | | | |
| 面板刻字 | 1 | 2 | 3 | 4 | 5 | 6 |
| 1-2 | × | | | | | |
| 3-4 | | × | | | | |
| 5-6 | | | × | | | |
| 7-8 | | | | × | | |
| 9-10 | | | | | × | |
| 11-12 | | | | | | × |

| | | | | | | |
|---------|-------------------|---|---|---|---|---|
| 接点代码 | 1-6/3 | | | | | |
| 2-16 编码 | 10/30/70/F0/F1/F3 | | | | | |
| 面板刻字 | 1 | 2 | 3 | 4 | 5 | 6 |
| 1-2 | × | × | × | × | × | × |
| 3-4 | | × | × | × | × | × |
| 5-6 | | | × | × | × | × |
| 7-8 | | | | × | × | × |
| 9-10 | | | | | × | × |
| 11-12 | | | | | | × |

| | | | | | | |
|---------|-------------------|---|---|---|---|---|
| 接点代码 | 220142/3 | | | | | |
| 2-16 编码 | 50/50/00/20/A3/A0 | | | | | |
| 面板刻字 | | | | | | |
| 16B-3KD | 2 | 1 | 0 | 1 | 2 | 3 |
| 其它 | 1 | 2 | 3 | 4 | 5 | 6 |
| 1-2 | × | × | | | | |
| 3-4 | | | | × | × | × |
| 5-6 | × | × | | | | |
| 7-8 | | | | | × | × |
| 9-10 | | | | | × | |
| 11-12 | | | | | × | |

| | | | | | | |
|---------|-------------------|---|---|---|---|---|
| 接点代码 | 220142A/3 | | | | | |
| 2-16 编码 | 30/30/00/40/C3/C0 | | | | | |
| 面板刻字 | | | | | | |
| 16B-3KD | 2 | 1 | 0 | 1 | 2 | 3 |
| 其它 | 1 | 2 | 3 | 4 | 5 | 6 |
| 1-2 | × | × | | | | |
| 3-4 | × | × | | | | |
| 5-6 | | | | × | × | × |
| 7-8 | | | | | × | × |
| 9-10 | | | | | × | |
| 11-12 | | | | | × | |

| | | | | | | |
|---------|-------------------|---|---|---|---|---|
| 接点代码 | 112345/3 | | | | | |
| 2-16 编码 | 02/10/30/70/F0/F1 | | | | | |
| 面板刻字 | 1 | 2 | 3 | 4 | 5 | 6 |
| 1-2 | | × | × | × | × | × |
| 3-4 | | | × | × | × | × |
| 5-6 | | | | × | × | × |
| 7-8 | | | | | × | × |
| 9-10 | | | | | | × |
| 11-12 | × | | | | | |

| | | | | | | |
|---------|-------------------|---|---|---|---|---|
| 接点代码 | 112345A/3 | | | | | |
| 2-16 编码 | 10/20/60/E0/E1/E3 | | | | | |
| 面板刻字 | 1 | 2 | 3 | 4 | 5 | 6 |
| 1-2 | × | | | | | |
| 3-4 | | × | × | × | × | × |
| 5-6 | | | × | × | × | × |
| 7-8 | | | | × | × | × |
| 9-10 | | | | | × | × |
| 11-12 | | | | | | × |

| | | | | | | |
|---------|-------------------|---|---|---|---|---|
| 接点代码 | 123246/3 | | | | | |
| 2-16 编码 | 10/30/70/90/B1/F3 | | | | | |
| 面板刻字 | 1 | 2 | 3 | 4 | 5 | 6 |
| 1-2 | × | × | × | × | × | × |
| 3-4 | | × | × | | × | × |
| 5-6 | | | × | | | × |
| 7-8 | | | | × | × | × |
| 9-10 | | | | | × | × |
| 11-12 | | | | | | × |

| | | | | | | |
|---------|-------------------|---|---|---|---|---|
| 接点代码 | 201111/3 | | | | | |
| 2-16 编码 | 03/00/10/20/40/80 | | | | | |
| 面板刻字 | 1 | 2 | 3 | 4 | 5 | 6 |
| 1-2 | | | × | | | |
| 3-4 | | | | × | | |
| 5-6 | | | | | × | |
| 7-8 | | | | | | × |
| 9-10 | × | | | | | |
| 11-12 | × | | | | | |

◎ 六档开关

| 接点代码 | 211222/3 | | | | | |
|---------|-------------------|---|---|---|---|---|
| 2-16 编码 | 42/20/10/A0/21/22 | | | | | |
| 面板刻字 | 1 | 2 | 3 | 4 | 5 | 6 |
| 1-2 | | | × | | | |
| 3-4 | | × | | × | × | × |
| 5-6 | × | | | | | |
| 7-8 | | | | × | | |
| 9-10 | | | | | × | |
| 11-12 | × | | | | | × |

| 接点代码 | 421012/3 | | | | | |
|---------|-------------------|---|---|---|---|---|
| 2-16 编码 | 93/90/10/00/20/60 | | | | | |
| 面板刻字 | 1 | 2 | 3 | 4 | 5 | 6 |
| 1-2 | × | × | × | | | |
| 3-4 | | | | | × | × |
| 5-6 | | | | | | × |
| 7-8 | × | × | | | | |
| 9-10 | × | | | | | |
| 11-12 | × | | | | | |

| 接点代码 | 303344/3 | | | | | |
|---------|-------------------|---|---|---|---|---|
| 2-16 编码 | 83/00/43/61/D2/F0 | | | | | |
| 面板刻字 | 1 | 2 | 3 | 4 | 5 | 6 |
| 1-2 | | | | | × | × |
| 3-4 | | | | × | | × |
| 5-6 | | | × | × | × | × |
| 7-8 | × | | | | × | × |
| 9-10 | × | | × | × | | |
| 11-12 | × | | × | | × | |

| 接点代码 | 314201/3 | | | | | |
|---------|-------------------|---|---|---|---|---|
| 2-16 编码 | D0/20/D1/22/00/10 | | | | | |
| 面板刻字 | 1 | 2 | 3 | 4 | 5 | 6 |
| 1-2 | × | | × | | | × |
| 3-4 | | × | | × | | |
| 5-6 | × | | × | | | |
| 7-8 | × | | × | | | |
| 9-10 | | | × | | | |
| 11-12 | | | | × | | |

| 接点代码 | 330132/3 | | | | | |
|---------|-------------------|---|---|---|---|---|
| 2-16 编码 | 70/70/00/80/83/81 | | | | | |
| 面板刻字 | 16B-3KD | | | | | |
| | 2 | 1 | 0 | 1 | 2 | 3 |
| 其它 | 1 | 2 | 3 | 4 | 5 | 6 |
| 1-2 | × | × | | | | |
| 3-4 | × | × | | | | |
| 5-6 | × | × | | | | |
| 7-8 | | | | × | × | × |
| 9-10 | | | | | × | × |
| 11-12 | | | | | × | |

| 接点代码 | 123312/4 | | | | | |
|---------|-------------------|---|---|---|---|---|
| 2-16 编码 | 10/41/45/49/20/82 | | | | | |
| 面板刻字 | 1 | 2 | 3 | 4 | 5 | 6 |
| 1-2 | × | | | | | |
| 3-4 | | | | | × | |
| 5-6 | | × | × | × | | |
| 7-8 | | | | | | × |
| 9-10 | | × | × | × | | |
| 11-12 | | | | | | × |
| 13-14 | | | × | | | |
| 15-16 | | | | × | | |

| 接点代码 | 221221/4 | | | | | |
|---------|-------------------|---|---|---|---|---|
| 2-16 编码 | 14/44/01/0A/28/80 | | | | | |
| 面板刻字 | 1 | 2 | 3 | 4 | 5 | 6 |
| 1-2 | × | | | | | |
| 3-4 | | | | | × | |
| 5-6 | | × | | | | |
| 7-8 | | | | | | × |
| 9-10 | | | × | | | |
| 11-12 | | | | × | | |
| 13-14 | × | × | | | | |
| 15-16 | | | | × | × | |

| 接点代码 | 341233/4 | | | | | |
|---------|-------------------|---|---|---|---|---|
| 2-16 编码 | 15/55/01/0A/2A/A2 | | | | | |
| 面板刻字 | 1 | 2 | 3 | 4 | 5 | 6 |
| 1-2 | × | × | | | | |
| 3-4 | | | | | × | × |
| 5-6 | | × | | | | |
| 7-8 | | | | | | × |
| 9-10 | × | × | × | | | |
| 11-12 | | | | × | × | × |
| 13-14 | × | × | | | | |
| 15-16 | | | | × | × | |

| 接点代码 | 025555/4 | | | | | |
|---------|-------------------|---|---|---|---|---|
| 2-16 编码 | 00/30/F1/F2/F4/F8 | | | | | |
| 面板刻字 | 0 | 1 | 2 | 3 | 4 | 5 |
| 1-2 | | × | × | × | × | × |
| 3-4 | | × | × | × | × | × |
| 5-6 | | | × | × | × | × |
| 7-8 | | | × | × | × | × |
| 9-10 | | | × | | | |
| 11-12 | | | | × | | |
| 13-14 | | | | | × | |
| 15-16 | | | | | | × |

| 接点代码 | 301432/4 | | | | | |
|---------|-------------------|---|---|---|---|---|
| 2-16 编码 | 07/00/10/F0/70/30 | | | | | |
| 面板刻字 | 1 | 2 | 3 | 4 | 5 | 6 |
| 1-2 | | | × | × | × | × |
| 3-4 | | | | × | × | × |
| 5-6 | | | | × | × | |
| 7-8 | | | | × | | |
| 9-10 | × | | | | | |
| 11-12 | × | | | | | |
| 13-14 | × | | | | | |
| 15-16 | | | | | | |

| 接点代码 | 430111/4 | | | | | |
|---------|-------------------|---|---|---|---|---|
| 2-16 编码 | 87/70/00/10/20/20 | | | | | |
| 面板刻字 | 16B-3KD | | | | | |
| | 2 | 1 | 0 | 1 | 2 | 3 |
| 其它 | 1 | 2 | 3 | 4 | 5 | 6 |
| 1-2 | | × | | × | | |
| 3-4 | | × | | | × | × |
| 5-6 | | × | | | | |
| 7-8 | × | | | | | |
| 9-10 | × | | | | | |
| 11-12 | × | | | | | |
| 13-14 | × | | | | | |
| 15-16 | | | | | | |

| 接点代码 | 311125/4 | | | | | |
|---------|-------------------|---|---|---|---|---|
| 2-16 编码 | A4/20/08/10/50/57 | | | | | |
| 面板刻字 | 1 | 2 | 3 | 4 | 5 | 6 |
| 1-2 | | | | × | × | × |
| 3-4 | × | × | | | | |
| 5-6 | | | | | × | × |
| 7-8 | × | | | | | |
| 9-10 | | | | | | × |
| 11-12 | | | | | | × |
| 13-14 | × | | | | | × |
| 15-16 | | | × | | | |

◎ 六档开关

| 接点代码 | 321112/4 | | | | | |
|---------|-------------------|---|---|---|---|---|
| 2-16 编码 | 83/90/10/04/20/60 | | | | | |
| 面板刻字 | 1 | 2 | 3 | 4 | 5 | 6 |
| 1-2 | | × | × | | | |
| 3-4 | | | | | × | × |
| 5-6 | | | | | | × |
| 7-8 | × | × | | | | |
| 9-10 | × | | | | | |
| 11-12 | × | | | | | |
| 13-14 | | | | × | | |
| 15-16 | | | | | | |

| 接点代码 | 102222/5 | | | | | |
|---------|-------------------------|---|---|---|---|---|
| 2-16 编码 | 001/000/880/440/220/110 | | | | | |
| 面板刻字 | 1 | 2 | 3 | 4 | 5 | 6 |
| 1-2 | | | | | | × |
| 3-4 | | | | | × | |
| 5-6 | | | | × | | |
| 7-8 | | | × | | | |
| 9-10 | | | | | | × |
| 11-12 | | | | | × | |
| 13-14 | | | | × | | |
| 15-16 | | | × | | | |
| 17-18 | × | | | | | |
| 19-20 | | | | | | |

| 接点代码 | 232578/5 | | | | | |
|---------|-------------------------|---|---|---|---|---|
| 2-16 编码 | 240/2C0/900/0D3/DD1/DF1 | | | | | |
| 面板刻字 | 1 | 2 | 3 | 4 | 5 | 6 |
| 1-2 | | | × | | × | × |
| 3-4 | × | × | | | | |
| 5-6 | | | | | × | × |
| 7-8 | | | × | | × | × |
| 9-10 | | | | × | × | × |
| 11-12 | | | | | | × |
| 13-14 | × | × | | × | × | × |
| 15-16 | | × | | × | × | × |
| 17-18 | | | | × | × | × |
| 19-20 | | | | × | | |

| 接点代码 | 403544/5 | | | | | |
|---------|-------------------------|---|---|---|---|---|
| 2-16 编码 | 072/000/881/781/681/A81 | | | | | |
| 面板刻字 | 1 | 2 | 3 | 4 | 5 | 6 |
| 1-2 | | | | × | | |
| 3-4 | | | | × | × | × |
| 5-6 | | | | × | × | |
| 7-8 | | | × | | | × |
| 9-10 | × | | | | | |
| 11-12 | × | | | | | |
| 13-14 | × | | | | | |
| 15-16 | | | × | × | × | × |
| 17-18 | | | × | × | × | × |
| 19-20 | × | | | | | |

| 接点代码 | 222233/5 | | | | | |
|---------|-------------------------|---|---|---|---|---|
| 2-16 编码 | 801/011/0A0/0C0/302/502 | | | | | |
| 面板刻字 | 1 | 2 | 3 | 4 | 5 | 6 |
| 1-2 | | | | | × | × |
| 3-4 | | | | | × | |
| 5-6 | | | | | | × |
| 7-8 | × | | | | | |
| 9-10 | | × | | | | |
| 11-12 | | | × | | | |
| 13-14 | | | | × | | |
| 15-16 | | | × | × | | |
| 17-18 | × | × | | | | |
| 19-20 | | | | | × | × |

| 接点代码 | 555555/5 | | | | | |
|---------|-------------------------|---|---|---|---|---|
| 2-16 编码 | 0E3/1C3/383/703/F02/F10 | | | | | |
| 面板刻字 | 1 | 2 | 3 | 4 | 5 | 6 |
| 1-2 | | × | × | × | × | × |
| 3-4 | | | × | × | × | × |
| 5-6 | | | | × | × | × |
| 7-8 | | | | | × | × |
| 9-10 | | | | | | × |
| 11-12 | × | | | | | |
| 13-14 | × | × | | | | |
| 15-16 | × | × | × | | | |
| 17-18 | × | × | × | × | | |
| 19-20 | × | × | × | × | × | |

| 接点代码 | 2×6/6 | | | | | |
|---------|-------------------------|---|---|---|---|---|
| 2-16 编码 | 500/050/005/00A/A00/OA0 | | | | | |
| 面板刻字 | 1 | 2 | 3 | 4 | 5 | 6 |
| 1-2 | × | | | | | |
| 3-4 | | | | | × | |
| 5-6 | × | | | | | |
| 7-8 | | | | | × | |
| 9-10 | | × | | | | |
| 11-12 | | | | | | × |
| 13-14 | | × | | | | |
| 15-16 | | | | | | × |
| 17-18 | | | × | | | |
| 19-20 | | | | × | | |
| 21-22 | | | × | | | |
| 23-24 | | | | × | | |

| 接点代码 | 555555/7 | | | | | |
|---------|-------------------------------|---|---|---|---|---|
| 2-16 编码 | 9340/A580/C901/1270/24B0/4831 | | | | | |
| 面板刻字 | 1 | 2 | 3 | 4 | 5 | 6 |
| 1-2 | × | | | × | | |
| 3-4 | | × | | | × | |
| 5-6 | | | × | | | × |
| 7-8 | × | × | × | | | |
| 9-10 | × | × | × | | | |
| 11-12 | × | | | × | | |
| 13-14 | | × | | | × | |
| 15-16 | | | × | | | × |
| 17-18 | | | | × | × | × |
| 19-20 | | | | × | × | × |
| 21-22 | × | | | × | | |
| 23-24 | | × | | | × | |
| 25-26 | | | × | | | × |
| 27-28 | | | | | | |

| 接点代码 | 06080A/8 | | | | | |
|---------|-------------------------------|---|---|---|---|---|
| 2-16 编码 | 0000/5550/0000/A653/0000/AAAF | | | | | |
| 面板刻字 | 0 | 1 | 2 | 3 | 4 | 5 |
| 1-2 | | × | | | | |
| 3-4 | | | | × | | × |
| 5-6 | | × | | | | |
| 7-8 | | | | × | | × |
| 9-10 | | × | | | | |
| 11-12 | | | | × | | × |
| 13-14 | | × | | × | | |
| 15-16 | | | | | | × |
| 17-18 | | × | | × | | |
| 19-20 | | | | | | × |
| 21-22 | | × | | × | | |
| 23-24 | | | | | | × |
| 25-26 | | | | × | | × |
| 27-28 | | | | × | | × |
| 29-30 | | | | | | × |
| 31-32 | | | | | | × |

◎ 七档开关

| 接点代码 | 3220223/2 | | | | | | |
|---------|---------------|---|---|---|---|---|---|
| 2-16 编码 | E/6/A/0/5/9/D | | | | | | |
| 面板刻字 | 3 | 2 | 1 | 0 | 1 | 2 | 3 |
| 1-2 | | | | | × | × | × |
| 3-4 | × | × | × | | | | |
| 5-6 | × | × | | | × | | × |
| 7-8 | × | | × | | | × | × |

| 接点代码 | 3221223/3 | | | | | | |
|---------|----------------------|---|---|---|---|---|---|
| 2-16 编码 | 43/41/60/10/A0/81/83 | | | | | | |
| 面板刻字 | 1 | 2 | 3 | 4 | 5 | 6 | 7 |
| 1-2 | | | | × | | | |
| 3-4 | | | × | | × | | |
| 5-6 | × | × | × | | | | |
| 7-8 | | | | | × | × | × |
| 9-10 | × | × | | | | × | × |
| 11-12 | × | | | | | | × |

| 接点代码 | 3222223/3 | | | | | | |
|---------|----------------------|---|---|---|---|---|---|
| 2-16 编码 | 43/41/60/30/A0/81/83 | | | | | | |
| 面板刻字 | 1 | 2 | 3 | 4 | 5 | 6 | 7 |
| 1-2 | | | | × | | | |
| 3-4 | | | × | × | × | | |
| 5-6 | × | × | × | | | | |
| 7-8 | | | | | × | × | × |
| 9-10 | × | × | | | | × | × |
| 11-12 | × | | | | | | × |

| 接点代码 | 1110111/3 | | | | | | |
|---------|----------------------|---|---|---|---|---|---|
| 2-16 编码 | 20/01/80/00/40/02/10 | | | | | | |
| 面板刻字 | 3 | 2 | 1 | 0 | 1 | 2 | 3 |
| 1-2 | | | | | | | × |
| 3-4 | × | | | | | | |
| 5-6 | | | | | × | | |
| 7-8 | | | × | | | | |
| 9-10 | | × | | | | | |
| 11-12 | | | | | | × | |

| 接点代码 | 3233333/3 | | | | | | |
|---------|----------------------|---|---|---|---|---|---|
| 2-16 编码 | 23/60/92/51/D0/61/13 | | | | | | |
| 面板刻字 | 1 | 2 | 3 | 4 | 5 | 6 | 7 |
| 1-2 | | | × | × | × | | × |
| 3-4 | × | × | | | | × | |
| 5-6 | | × | | × | × | × | |
| 7-8 | | | × | | × | | |
| 9-10 | × | | | × | | × | × |
| 11-12 | × | | × | | | | × |

| 接点代码 | 3233333A/3 | | | | | | |
|---------|----------------------|---|---|---|---|---|---|
| 2-16 编码 | A2/82/62/A1/91/61/51 | | | | | | |
| 面板刻字 | 1 | 2 | 3 | 4 | 5 | 6 | 7 |
| 1-2 | | | | | × | | × |
| 3-4 | × | | × | × | | × | |
| 5-6 | | | × | | | × | × |
| 7-8 | × | × | | × | × | | |
| 9-10 | | | | × | × | × | × |
| 11-12 | × | × | × | | | | |

| 接点代码 | 2223222/3 | | | | | | |
|---------|----------------------|---|---|---|---|---|---|
| 2-16 编码 | 11/90/50/C1/60/A0/21 | | | | | | |
| 面板刻字 | 1 | 2 | 3 | 4 | 5 | 6 | 7 |
| 1-2 | × | × | × | | | | |
| 3-4 | | | | | × | × | × |
| 5-6 | | | × | × | × | | |
| 7-8 | | × | | × | | × | |
| 9-10 | × | | | × | | | × |
| 11-12 | | | | | | | |

| 接点代码 | 1×7/4 | | | | | | |
|---------|----------------------|---|---|---|---|---|---|
| 2-16 编码 | 10/40/01/04/20/80/02 | | | | | | |
| 面板刻字 | 1 | 2 | 3 | 4 | 5 | 6 | 7 |
| 1-2 | × | | | | | | |
| 3-4 | | | | | × | | |
| 5-6 | | × | | | | | |
| 7-8 | | | | | | × | |
| 9-10 | | | × | | | | |
| 11-12 | | | | | | | × |
| 13-14 | | | | × | | | |
| 15-16 | | | | | | | |

| 接点代码 | 1×7A/4 | | | | | | |
|---------|----------------------|---|---|---|---|---|---|
| 2-16 编码 | 10/40/01/80/02/04/20 | | | | | | |
| 面板刻字 | 1 | 2 | 3 | 4 | 5 | 6 | 7 |
| 1-2 | × | | | | | | |
| 3-4 | | | | | | | × |
| 5-6 | | × | | | | | |
| 7-8 | | | | × | | | |
| 9-10 | | | × | | | | |
| 11-12 | | | | | × | | |
| 13-14 | | | | | | × | |
| 15-16 | | | | | | | |

| 接点代码 | 1112111/4 | | | | | | |
|---------|----------------------|---|---|---|---|---|---|
| 2-16 编码 | 01/40/10/0C/02/80/20 | | | | | | |
| 面板刻字 | 1 | 2 | 3 | 4 | 5 | 6 | 7 |
| 1-2 | | | × | | | | |
| 3-4 | | | | | | | × |
| 5-6 | | × | | | | | |
| 7-8 | | | | | | × | |
| 9-10 | × | | | | | | |
| 11-12 | | | | | × | | |
| 13-14 | | | | × | | | |
| 15-16 | | | | × | | | |

| 接点代码 | 2224222/4 | | | | | | |
|---------|----------------------|---|---|---|---|---|---|
| 2-16 编码 | 41/05/14/F0/82/0A/28 | | | | | | |
| 面板刻字 | 1 | 2 | 3 | 4 | 5 | 6 | 7 |
| 1-2 | | | × | × | | | |
| 3-4 | | | | × | | | × |
| 5-6 | × | | | × | | | |
| 7-8 | | | | × | × | | |
| 9-10 | × | × | | | | | |
| 11-12 | | | | | × | × | |
| 13-14 | | × | × | | | | |
| 15-16 | | | | | | × | × |

| 接点代码 | 2224222A/4 | | | | | | |
|---------|----------------------|---|---|---|---|---|---|
| 2-16 编码 | 41/60/30/95/0C/0A/82 | | | | | | |
| 面板刻字 | 1 | 2 | 3 | 4 | 5 | 6 | 7 |
| 1-2 | | | × | × | | | |
| 3-4 | | × | × | | | | |
| 5-6 | × | × | | | | | |
| 7-8 | | | | × | | | × |
| 9-10 | × | | | × | | | |
| 11-12 | | | | | | × | × |
| 13-14 | | | | × | × | | |
| 15-16 | | | | | × | × | |

| 接点代码 | 4646464/4 | | | | | | |
|---------|----------------------|---|---|---|---|---|---|
| 2-16 编码 | 9C/DD/C9/ED/6C/EE/C6 | | | | | | |
| 面板刻字 | 1 | 2 | 3 | 4 | 5 | 6 | 7 |
| 1-2 | × | × | | | | | |
| 3-4 | | | | × | × | × | |
| 5-6 | | × | × | × | × | × | × |
| 7-8 | × | × | × | × | | × | × |
| 9-10 | | × | × | × | | | |
| 11-12 | | | | | | × | × |
| 13-14 | × | × | | × | × | × | × |
| 15-16 | × | × | × | × | × | × | |

| 接点代码 | 4646464A/4 | | | | | | |
|---------|----------------------|---|---|---|---|---|---|
| 2-16 编码 | 1B/7B/6A/EB/A9/AF/27 | | | | | | |
| 面板刻字 | 1 | 2 | 3 | 4 | 5 | 6 | 7 |
| 1-2 | × | × | | | | | |
| 3-4 | | × | × | × | × | × | × |
| 5-6 | | × | × | × | | | |
| 7-8 | | | | × | × | | |
| 9-10 | × | × | | × | × | × | × |
| 11-12 | × | × | × | × | | × | × |
| 13-14 | | | | | | × | × |
| 15-16 | × | × | × | × | × | × | |

| 接点代码 | 3330333/4 | | | | | | |
|---------|----------------------|---|---|---|---|---|---|
| 2-16 编码 | 70/31/34/00/B0/32/38 | | | | | | |
| 面板刻字 | 3 | 2 | 1 | 0 | 1 | 2 | 3 |
| 1-2 | × | × | × | | × | × | × |
| 3-4 | × | × | × | | × | × | × |
| 5-6 | × | | | | | | |
| 7-8 | | | | | × | | |
| 9-10 | | × | | | | | |
| 11-12 | | | | | | × | |
| 13-14 | | | × | | | | |
| 15-16 | | | | | | | × |

◎ 七档开关

| 接点代码 | 3330333A/4 | | | | | | |
|---------|----------------------|---|---|---|---|---|---|
| 2-16 编码 | 70/31/32/00/24/38/B0 | | | | | | |
| 面板刻字 | 3 | 2 | 1 | 0 | 1 | 2 | 3 |
| 1-2 | × | × | × | | × | × | × |
| 3-4 | × | × | × | | × | × | × |
| 5-6 | × | | | | | | |
| 7-8 | | | | | | | × |
| 9-10 | | × | | | | | |
| 11-12 | | | × | | | | |
| 13-14 | | | | | × | | |
| 15-16 | | | | | | × | |

| 接点代码 | 1111120/4 | | | | | | |
|---------|----------------------|---|---|---|---|---|---|
| 2-16 编码 | 10/40/80/01/02/0C/00 | | | | | | |
| 面板刻字 | 1 | 2 | 3 | 4 | 5 | 6 | 7 |
| 1-2 | × | | | | | | |
| 3-4 | | | | | | | |
| 5-6 | | × | | | | | |
| 7-8 | | | × | | | | |
| 9-10 | | | | × | | | |
| 11-12 | | | | | × | | |
| 13-14 | | | | | | × | |
| 15-16 | | | | | | × | |

| 接点代码 | 0450340/4 | | | | | | |
|---------|----------------------|---|---|---|---|---|---|
| 2-16 编码 | 00/55/5D/00/A2/AA/00 | | | | | | |
| 面板刻字 | 0 | 1 | 2 | 3 | 4 | 5 | 6 |
| 1-2 | | × | × | | | | |
| 3-4 | | | | | × | × | |
| 5-6 | | × | × | | | | |
| 7-8 | | | | | × | × | |
| 9-10 | | × | × | | | | |
| 11-12 | | | | | × | × | |
| 13-14 | | × | × | | | | |
| 15-16 | | | × | | | × | |

| 接点代码 | 2330332/4 | | | | | | |
|---------|----------------------|---|---|---|---|---|---|
| 2-16 编码 | 41/15/64/00/A8/1A/82 | | | | | | |
| 面板刻字 | 3 | 2 | 1 | 0 | 1 | 2 | 3 |
| 1-2 | | × | | | | × | |
| 3-4 | | | × | | × | | |
| 5-6 | × | | × | | | | |
| 7-8 | | | | | × | | × |
| 9-10 | × | × | | | | | |
| 11-12 | | | | | | × | × |
| 13-14 | | × | × | | | | |
| 15-16 | | | | | × | × | |

| 接点代码 | 5431345/4 | | | | | | |
|---------|----------------------|---|---|---|---|---|---|
| 2-16 编码 | AE/A6/A2/01/52/56/5E | | | | | | |
| 面板刻字 | 1 | 2 | 3 | 4 | 5 | 6 | 7 |
| 1-2 | | | | | × | × | × |
| 3-4 | × | × | × | | | | |
| 5-6 | | | | | × | × | × |
| 7-8 | × | × | × | | | | |
| 9-10 | | | | × | | | |
| 11-12 | × | × | × | | × | × | × |
| 13-14 | × | × | | | | × | × |
| 15-16 | × | | | | | | × |

| 接点代码 | 2342432/4 | | | | | | |
|---------|----------------------|---|---|---|---|---|---|
| 2-16 编码 | A0/A4/AC/03/5C/54/50 | | | | | | |
| 面板刻字 | 1 | 2 | 3 | 4 | 5 | 6 | 7 |
| 1-2 | | | | | × | × | × |
| 3-4 | × | × | × | | | | |
| 5-6 | | | | | × | × | × |
| 7-8 | × | × | × | | | | |
| 9-10 | | | | × | | | |
| 11-12 | | | | × | | | |
| 13-14 | | × | × | | × | × | |
| 15-16 | | | × | | × | | |

| 接点代码 | 3212123/4 | | | | | | |
|---------|----------------------|---|---|---|---|---|---|
| 2-16 编码 | A2/A0/20/0C/10/50/51 | | | | | | |
| 面板刻字 | 1 | 2 | 3 | 4 | 5 | 6 | 7 |
| 1-2 | | | | | × | × | × |
| 3-4 | × | × | × | | | | |
| 5-6 | | | | | × | × | |
| 7-8 | × | × | | | | | |
| 9-10 | | | | | | | × |
| 11-12 | × | | | | | | |
| 13-14 | | | | × | | | |
| 15-16 | | | | × | | | |

| 接点代码 | 2220232/5 | | | | | | |
|---------|-----------------------------|---|---|---|---|---|---|
| 2-16 编码 | 210/A00/840/000/480/501/120 | | | | | | |
| 面板刻字 | 3 | 2 | 1 | 0 | 1 | 2 | 3 |
| 1-2 | | | | | | × | × |
| 3-4 | × | × | | | | | |
| 5-6 | | | | | × | × | |
| 7-8 | | × | × | | | | |
| 9-10 | × | | | | | | |
| 11-12 | | | | | | | × |
| 13-14 | | | × | | | | |
| 15-16 | | | | | × | | |
| 17-18 | | | | | | × | |
| 19-20 | | | | | | | |

| 接点代码 | 3533353/5 | | | | | | |
|---------|-----------------------------|---|---|---|---|---|---|
| 2-16 编码 | C20/4E2/0A1/700/091/4D2/C10 | | | | | | |
| 面板刻字 | 1 | 2 | 3 | 4 | 5 | 6 | 7 |
| 1-2 | | | | × | | | |
| 3-4 | | | | × | | | |
| 5-6 | × | × | | × | | × | × |
| 7-8 | × | | | | | | × |
| 9-10 | | | | | × | × | × |
| 11-12 | × | × | × | | | | |
| 13-14 | | × | | | | × | |
| 15-16 | | × | × | | × | × | |
| 17-18 | | | × | | × | | |
| 19-20 | | × | | | | × | |

| 接点代码 | 4332334/5 | | | | | | |
|---------|-----------------------------|---|---|---|---|---|---|
| 2-16 编码 | 8C2/842/812/300/411/441/4C1 | | | | | | |
| 面板刻字 | 1 | 2 | 3 | 4 | 5 | 6 | 7 |
| 1-2 | | | | × | | | |
| 3-4 | | | | × | | | |
| 5-6 | | | | | × | × | × |
| 7-8 | × | × | × | | | | |
| 9-10 | | | × | | × | | |
| 11-12 | | | | | | | |
| 13-14 | × | × | | | | × | × |
| 15-16 | × | | | | | | × |
| 17-18 | | | | | × | × | × |
| 19-20 | × | × | × | | | | |

| 接点代码 | 6544446/5 | | | | | | |
|---------|-----------------------------|---|---|---|---|---|---|
| 2-16 编码 | 8E3/8E2/A60/B10/650/4D0/4D3 | | | | | | |
| 面板刻字 | 1 | 2 | 3 | 4 | 5 | 6 | 7 |
| 1-2 | | | | × | | | |
| 3-4 | | | × | × | × | | |
| 5-6 | | | | | × | × | × |
| 7-8 | × | × | × | × | | | |
| 9-10 | | | | × | × | × | × |
| 11-12 | × | × | × | | | | |
| 13-14 | × | × | × | | × | × | × |
| 15-16 | × | × | | | | × | × |
| 17-18 | × | | | | | | × |
| 19-20 | × | × | | | | | × |

| 接点代码 | 8420248/5 | | | | | | |
|---------|-----------------------------|---|---|---|---|---|---|
| 2-16 编码 | 5F3/530/500/000/A00/A30/AF3 | | | | | | |
| 面板刻字 | 3 | 2 | 1 | 0 | 1 | 2 | 3 |
| 1-2 | × | × | × | | | | |
| 3-4 | | | | | × | × | × |
| 5-6 | × | × | × | | | | |
| 7-8 | | | | | × | × | × |
| 9-10 | × | × | | | | × | × |
| 11-12 | × | × | | | | × | × |
| 13-14 | × | | | | | | × |
| 15-16 | × | | | | | | × |
| 17-18 | × | | | | | | × |
| 19-20 | × | | | | | | × |

◎ 八档开关

| 接点代码 | 01×7/4 | | | | | | | |
|---------|-------------------------|---|---|---|---|---|---|---|
| 2-16 编码 | 00/10/40/01/04/20/80/02 | | | | | | | |
| 面板刻字 | 0 | 1 | 2 | 3 | 4 | 5 | 6 | 7 |
| 1-2 | | × | | | | | | |
| 3-4 | | | | | | × | | |
| 5-6 | | | × | | | | | |
| 7-8 | | | | | | | × | |
| 9-10 | | | | × | | | | |
| 11-12 | | | | | | | | × |
| 13-14 | | | | | × | | | |
| 15-16 | | | | | | | | |

| 接点代码 | 01×7A/4 | | | | | | | |
|---------|-------------------------|---|---|---|---|---|---|---|
| 2-16 编码 | 00/10/40/01/80/02/04/20 | | | | | | | |
| 面板刻字 | 0 | 1 | 2 | 3 | 4 | 5 | 6 | 7 |
| 1-2 | | × | | | | | | |
| 3-4 | | | | | | | | × |
| 5-6 | | | × | | | | | |
| 7-8 | | | | | × | | | |
| 9-10 | | | | × | | | | |
| 11-12 | | | | | | × | | |
| 13-14 | | | | | | | × | |
| 15-16 | | | | | | | | |

| 接点代码 | 1×8/4 | | | | | | | |
|---------|-------------------------|---|---|---|---|---|---|---|
| 2-16 编码 | 10/40/01/04/20/80/02/08 | | | | | | | |
| 面板刻字 | 1 | 2 | 3 | 4 | 5 | 6 | 7 | 8 |
| 1-2 | × | | | | | | | |
| 3-4 | | | | | × | | | |
| 5-6 | | × | | | | | | |
| 7-8 | | | | | | × | | |
| 9-10 | | | × | | | | | |
| 11-12 | | | | | | | × | |
| 13-14 | | | | × | | | | |
| 15-16 | | | | | | | | × |

| 接点代码 | 1×8A/4 | | | | | | | |
|---------|-------------------------|---|---|---|---|---|---|---|
| 2-16 编码 | 10/40/01/04/02/08/20/80 | | | | | | | |
| 面板刻字 | 1 | 2 | 3 | 4 | 5 | 6 | 7 | 8 |
| 1-2 | × | | | | | | | |
| 3-4 | | | | | | | × | |
| 5-6 | | × | | | | | | |
| 7-8 | | | | | | | | × |
| 9-10 | | | × | | | | | |
| 11-12 | | | | | × | | | |
| 13-14 | | | | × | | | | |
| 15-16 | | | | | | × | | |

| 接点代码 | 11121111/5 | | | | | | | |
|---------|---------------------------------|---|---|---|---|---|---|---|
| 2-16 编码 | 100/400/010/041/020/080/200/800 | | | | | | | |
| 面板刻字 | 1 | 2 | 3 | 4 | 5 | 6 | 7 | 8 |
| 1-2 | × | | | | | | | |
| 3-4 | | | | | | | × | |
| 5-6 | | × | | | | | | |
| 7-8 | | | | | | | | × |
| 9-10 | | | × | | | | | |
| 11-12 | | | | | × | | | |
| 13-14 | | | | × | | | | |
| 15-16 | | | | | | × | | |
| 17-18 | | | | × | | | | |
| 19-20 | | | | | | | | |

◎ 九档开关

| 接点代码 | 01×8/4 | | | | | | | | |
|---------|----------------------------|---|---|---|---|---|---|---|---|
| 2-16 编码 | 00/10/40/01/04/02/08/20/80 | | | | | | | | |
| 面板刻字 | 0 | 1 | 2 | 3 | 4 | 5 | 6 | 7 | 8 |
| 1-2 | | × | | | | | | | |
| 3-4 | | | | | | | | × | |
| 5-6 | | | × | | | | | | |
| 7-8 | | | | | | | | | × |
| 9-10 | | | | × | | | | | |
| 11-12 | | | | | | × | | | |
| 13-14 | | | | | × | | | | |
| 15-16 | | | | | | | × | | |

| 接点代码 | 1×9/5 | | | | | | | | |
|---------|-------------------------------------|---|---|---|---|---|---|---|---|
| 2-16 编码 | 100/400/010/040/001/080/200/800/020 | | | | | | | | |
| 面板刻字 | 1 | 2 | 3 | 4 | 5 | 6 | 7 | 8 | 9 |
| 1-2 | × | | | | | | | | |
| 3-4 | | | | | | | × | | |
| 5-6 | | × | | | | | | | |
| 7-8 | | | | | | | | × | |
| 9-10 | | | × | | | | | | |
| 11-12 | | | | | | | | | × |
| 13-14 | | | | × | | | | | |
| 15-16 | | | | | | × | | | |
| 17-18 | | | | | × | | | | |
| 19-20 | | | | | | | | | |

◎ 十档开关

| 接点代码 | 1×A/5 | | | | | | | | | |
|---------|---|---|---|---|---|---|---|---|---|----|
| 2-16 编码 | 100/400/010/040/001/002/200/800/020/080 | | | | | | | | | |
| 面板刻字 | 1 | 2 | 3 | 4 | 5 | 6 | 7 | 8 | 9 | 10 |
| 1-2 | × | | | | | | | | | |
| 3-4 | | | | | | | × | | | |
| 5-6 | | × | | | | | | | | |
| 7-8 | | | | | | | | × | | |
| 9-10 | | | × | | | | | | | |
| 11-12 | | | | | | | | | × | |
| 13-14 | | | | × | | | | | | |
| 15-16 | | | | | | | | | | × |
| 17-18 | | | | | × | | | | | |
| 19-20 | | | | | | × | | | | |

◎ 十一档开关

| 接点代码 | 1×B/6 | | | | | | | | | | |
|---------|---|---|---|---|---|---|---|---|---|----|----|
| 2-16 编码 | 100/400/010/040/001/004/200/800/020/080/002 | | | | | | | | | | |
| 面板刻字 | 1 | 2 | 3 | 4 | 5 | 6 | 7 | 8 | 9 | 10 | 11 |
| 1-2 | × | | | | | | | | | | |
| 3-4 | | | | | | | × | | | | |
| 5-6 | | × | | | | | | | | | |
| 7-8 | | | | | | | | × | | | |
| 9-10 | | | × | | | | | | | | |
| 11-12 | | | | | | | | | × | | |
| 13-14 | | | | × | | | | | | | |
| 15-16 | | | | | | | | | | × | |
| 17-18 | | | | | × | | | | | | |
| 19-20 | | | | | | | | | | | × |
| 21-22 | | | | | | × | | | | | |

◎ 十二档开关

| 接点代码 | 1×C/6 | | | | | | | | | | | |
|---------|---|---|---|---|---|---|---|---|---|----|----|----|
| 2-16 编码 | 100/400/0100/0400/001/004/200/800/020/080/002/008 | | | | | | | | | | | |
| 面板刻字 | 1 | 2 | 3 | 4 | 5 | 6 | 7 | 8 | 9 | 10 | 11 | 12 |
| 1-2 | × | | | | | | | | | | | |
| 3-4 | | | | | | | × | | | | | |
| 5-6 | | × | | | | | | | | | | |
| 7-8 | | | | | | | | × | | | | |
| 9-10 | | | × | | | | | | | | | |
| 11-12 | | | | | | | | | × | | | |
| 13-14 | | | | × | | | | | | | | |
| 15-16 | | | | | | | | | | × | | |
| 17-18 | | | | | × | | | | | | | |
| 19-20 | | | | | | | | | | | × | |
| 21-22 | | | | | | × | | | | | | |
| 23-24 | | | | | | | | | | | | × |

空白接点表

客户名称：_____

联系人：_____

联系方式 电话：_____

传真：_____

转换开关基本参数描述：

约定发热电流：_____ A

功能型号选择：_____

手柄选择：_____ (填写代码)

| 面板标志 | | | | | | | | | | | | | | |
|---------------|---------------|--|--|--|--|--|--|--|--|--|--|--|--|--|
| 手柄方向 | | | | | | | | | | | | | | |
| 触头编号及分合状态 | 1 ○—○—○—○ 2 | | | | | | | | | | | | | |
| | 3 ○—○—○—○ 4 | | | | | | | | | | | | | |
| | 5 ○—○—○—○ 6 | | | | | | | | | | | | | |
| | 7 ○—○—○—○ 8 | | | | | | | | | | | | | |
| | 9 ○—○—○—○ 10 | | | | | | | | | | | | | |
| | 11 ○—○—○—○ 12 | | | | | | | | | | | | | |
| | 13 ○—○—○—○ 14 | | | | | | | | | | | | | |
| | 15 ○—○—○—○ 16 | | | | | | | | | | | | | |
| | 17 ○—○—○—○ 18 | | | | | | | | | | | | | |
| | 19 ○—○—○—○ 20 | | | | | | | | | | | | | |
| | 21 ○—○—○—○ 22 | | | | | | | | | | | | | |
| | 23 ○—○—○—○ 24 | | | | | | | | | | | | | |
| | 25 ○—○—○—○ 26 | | | | | | | | | | | | | |
| | 27 ○—○—○—○ 28 | | | | | | | | | | | | | |
| | 29 ○—○—○—○ 30 | | | | | | | | | | | | | |
| | 31 ○—○—○—○ 32 | | | | | | | | | | | | | |
| | 33 ○—○—○—○ 34 | | | | | | | | | | | | | |
| | 35 ○—○—○—○ 36 | | | | | | | | | | | | | |
| | 37 ○—○—○—○ 38 | | | | | | | | | | | | | |
| | 39 ○—○—○—○ 40 | | | | | | | | | | | | | |
| 41 ○—○—○—○ 42 | | | | | | | | | | | | | | |
| 43 ○—○—○—○ 44 | | | | | | | | | | | | | | |
| 45 ○—○—○—○ 46 | | | | | | | | | | | | | | |
| 47 ○—○—○—○ 48 | | | | | | | | | | | | | | |

转换开关型号（厂方填写）：_____

LW39 万能转换开关主要功能型号

LW39-16A 系列



一般型 LW39-16A

LW39-16A 系列



手柄带钥匙型 LW39-16AYS

LW39-16A 系列



面板带钥匙型 LW39-6AYM

LW39-16A 系列



面板带灯型 LW39-16ADM

LW39-16A 系列



带灯牌型 LW39-16AP

LW39-16B 系列



一般型 LW39-16B

LW39-16B 系列



底座安装型 LW39-16BM

LW39-16B 系列



拉出自复型 LW39-16BZL

LW39-16B 系列



带灯牌型 LW39-16BP

LW39-16C 系列



一般型 LW39-16C

LW39-16C 系列



手柄带钥匙型 LW39-16CYS

LW39-16C 系列



单孔安装无面板型 LW39-16CU

LW39-25 系列



一般型 LW39-25

LW39-25 系列



手柄带钥匙型 LW39-25YS

LW39-25 系列



面板带灯型 LW39-25YM

LW39-25 系列



面板带灯型 LW39-25DM

LW39-25 系列



带灯牌型 LW39-25P

LW39-25 系列



底座安装型 LW39-25M

LW39-63 系列



一般型 LW39-63

LW39-63 系列



手柄带钥匙型 LW39-63YS

LW39-63 系列



面板带灯型 LW39-63DM

LW39-63 系列



带灯牌型 LW39-63P

LW39-10 系列



一般型 LW39-10